



US00D712114S

(12) **United States Design Patent**  
**Tarashchansky**

(10) **Patent No.:** **US D712,114 S**

(45) **Date of Patent:** **\*\* Aug. 26, 2014**

(54) **CYLINDRICAL MEDITATION SPIRAL**

(71) Applicant: **Aleksandr Tarashchansky**, Brooklyn,  
NY (US)

(72) Inventor: **Aleksandr Tarashchansky**, Brooklyn,  
NY (US)

(\*\*) Term: **14 Years**

(21) Appl. No.: **29/485,109**

(22) Filed: **Mar. 15, 2014**

(51) **LOC (10) Cl.** ..... **11-01**

(52) **U.S. Cl.**  
USPC ..... **D99/25**

(58) **Field of Classification Search**  
USPC ..... D99/25, 26, 99; D11/117, 121, 131,  
D11/157, 158; 428/3, 542.2, 542.4  
See application file for complete search history.

(56) **References Cited**

**U.S. PATENT DOCUMENTS**

447,164	A *	2/1891	Simpson	.....	446/81
1,963,053	A *	6/1934	Powers	.....	5/256
1,963,054	A *	6/1934	Powers	.....	5/256
2,001,835	A *	5/1935	Cook	.....	267/166.1
2,004,697	A *	6/1935	Hruza	.....	5/256
2,653,395	A *	9/1953	Cummings et al.	.....	434/246
D220,019	S *	2/1971	Solomon	.....	D28/39

4,234,263	A *	11/1980	Robinson et al.	.....	403/217
D358,017	S *	5/1995	Clark et al.	.....	D99/99
D405,385	S *	2/1999	Cox	.....	D11/131
D432,453	S *	10/2000	Franzen	.....	D11/131
7,153,138	B2 *	12/2006	Charles	.....	434/127
D625,222	S *	10/2010	Akbik	.....	D11/121
D626,027	S *	10/2010	Akbik	.....	D11/121
D626,028	S *	10/2010	Akbik	.....	D11/121
D630,545	S *	1/2011	Akbik	.....	D11/121
D662,853	S *	7/2012	Akbik	.....	D11/121
D670,596	S *	11/2012	Ishtewi	.....	D11/121
D673,073	S *	12/2012	Akbik	.....	D11/121
D678,813	S *	3/2013	Akbik	.....	D11/121
D685,975	S *	7/2013	McCall-Press	.....	D99/25

\* cited by examiner

*Primary Examiner* — Elizabeth J Oswecki

(74) *Attorney, Agent, or Firm* — Larisa Migachyov

(57) **CLAIM**

The ornamental design for a cylindrical meditation spiral, as shown and described.

**DESCRIPTION**

FIG. 1 is an isometric view of a cylindrical meditation spiral showing my new design;

FIG. 2 is a left side view thereof;

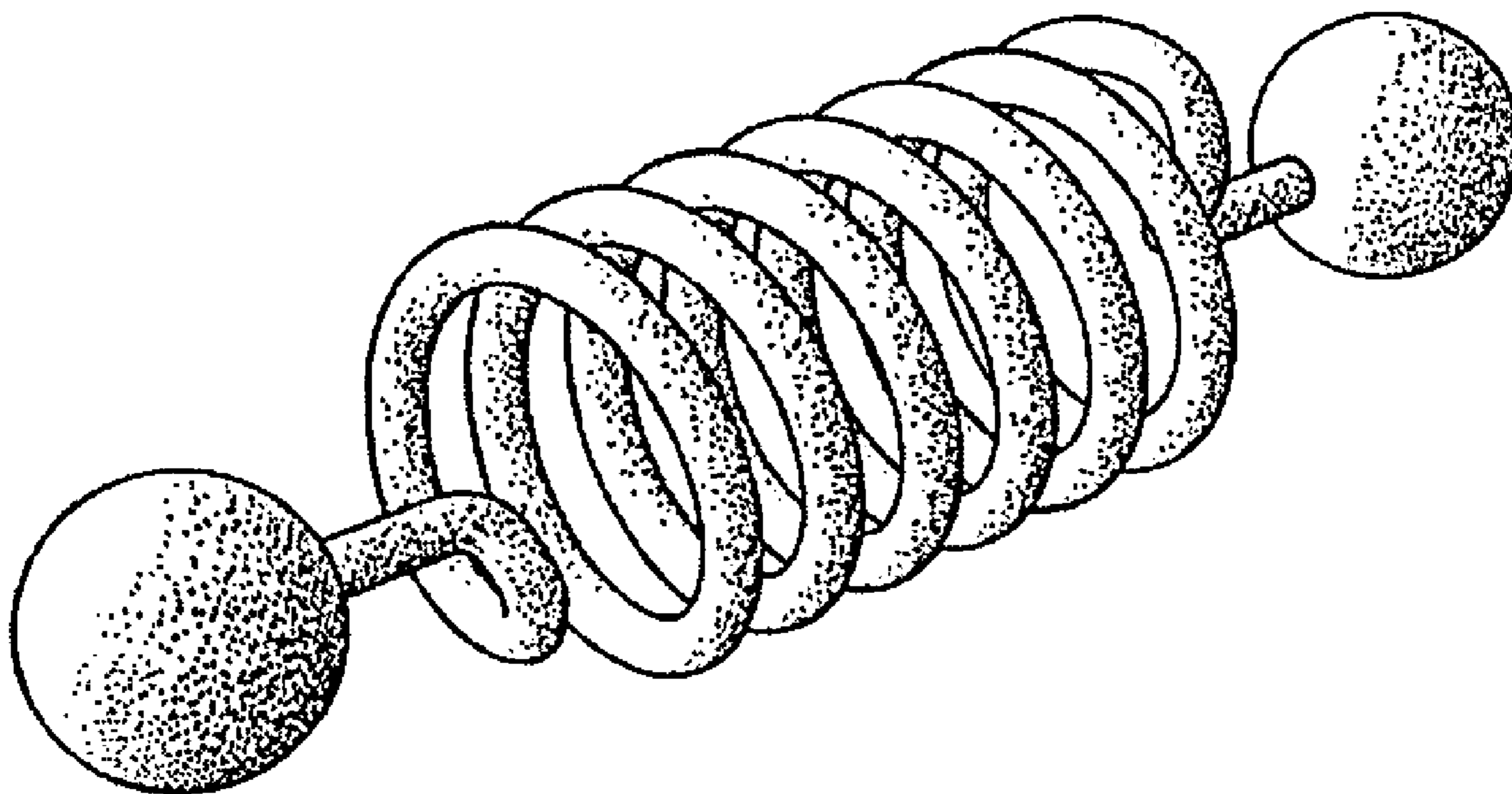
FIG. 3 is a right side view thereof;

FIG. 4 is a top view thereof; and,

FIG. 5 is a bottom view thereof.

All surfaces not shown form no part of the claimed design.

**1 Claim, 5 Drawing Sheets**



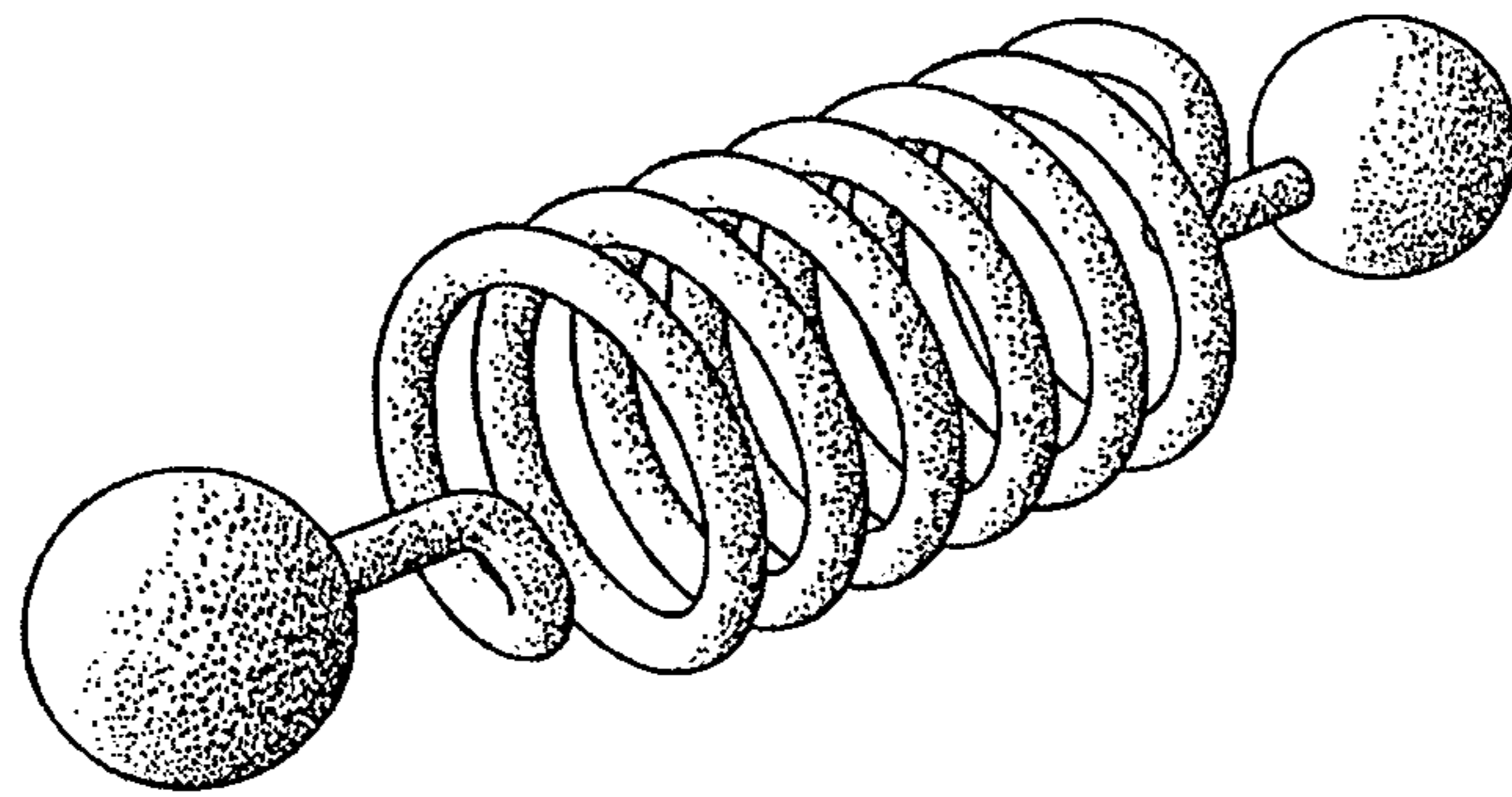


FIG. 1

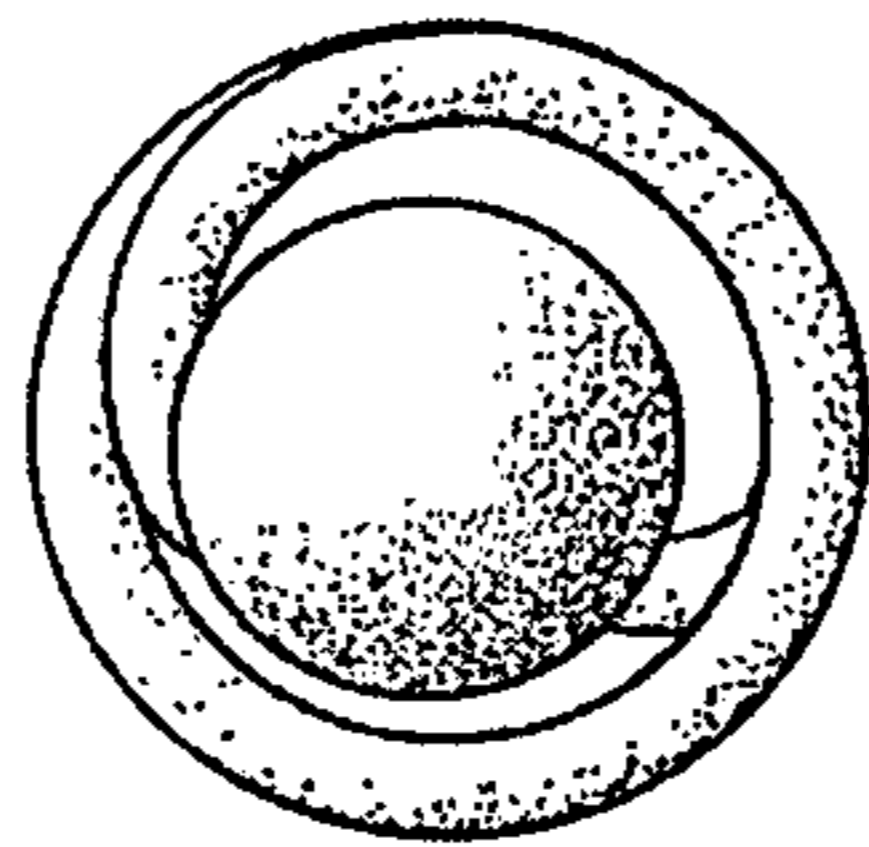


FIG. 2

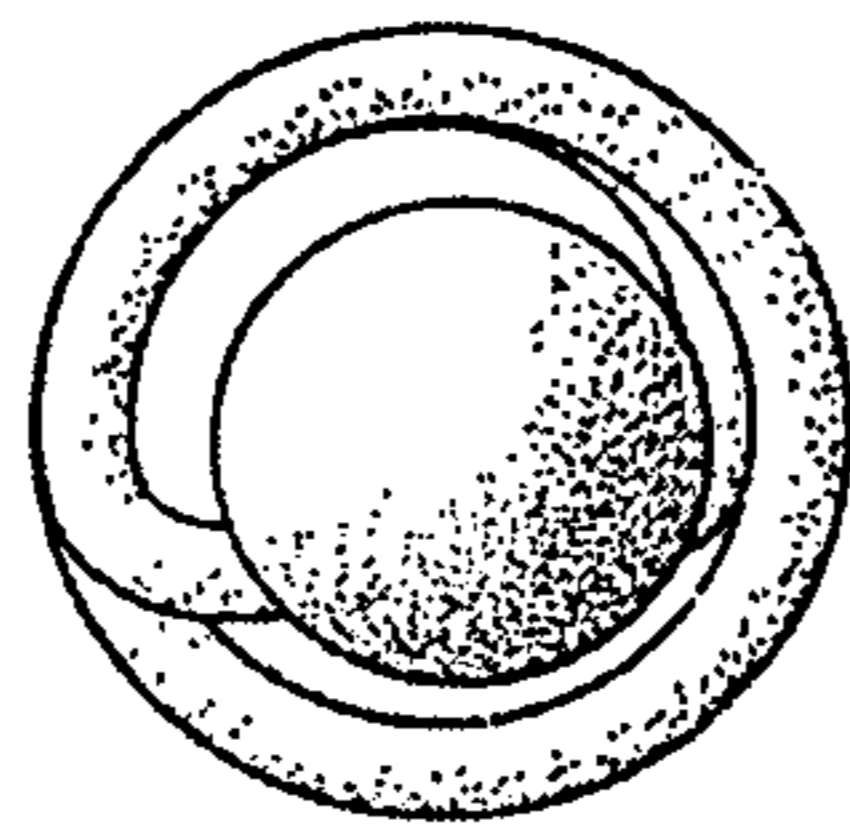


FIG. 3

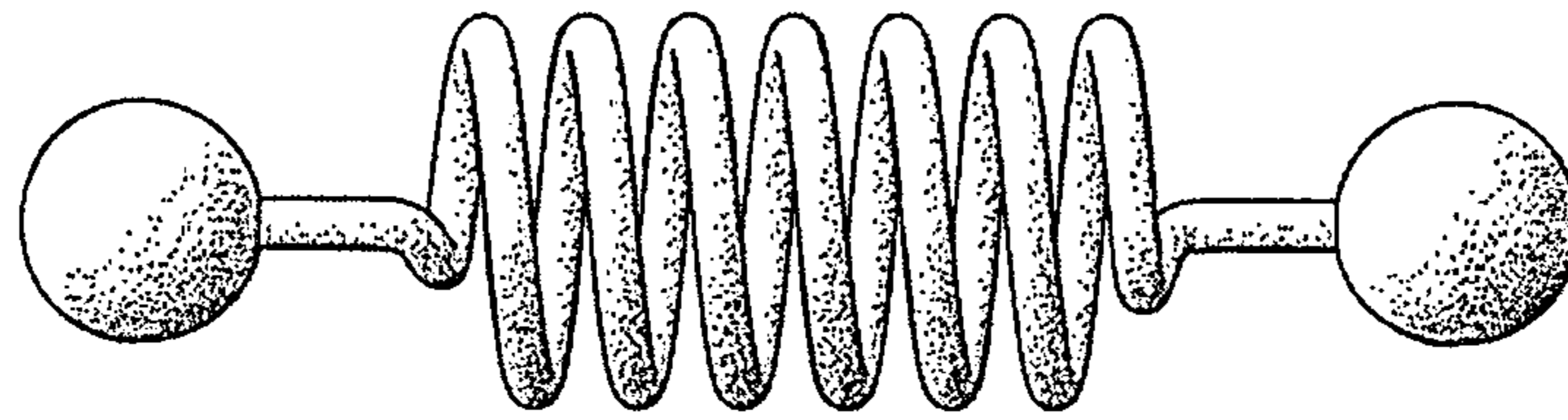


FIG. 4

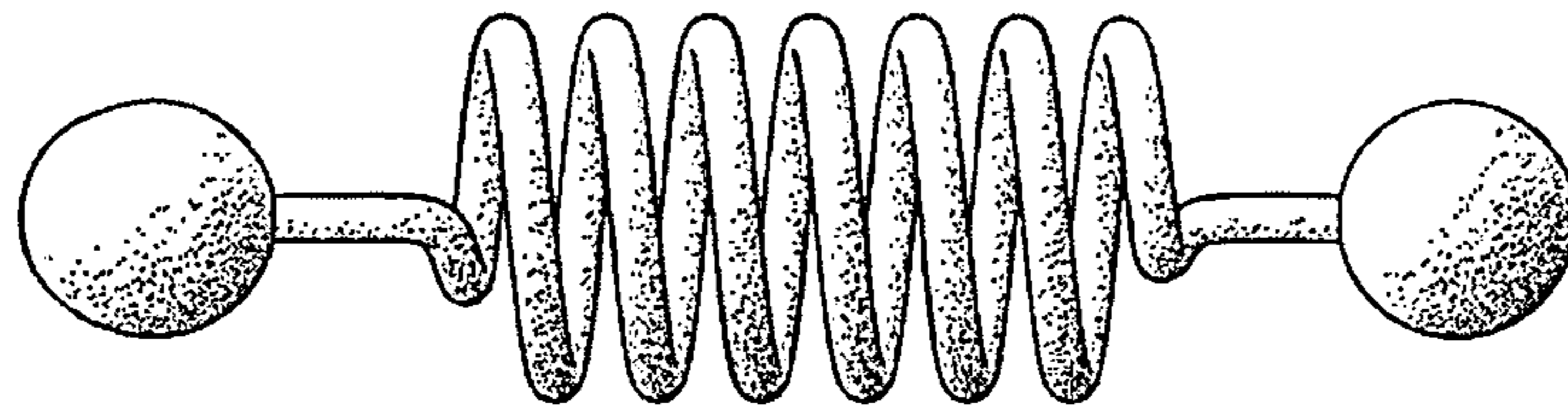


FIG. 5