



US00D712070S

(12) **United States Design Patent**  
**MacKenney**

(10) **Patent No.:** **US D712,070 S**

(45) **Date of Patent:** **\*\* Aug. 26, 2014**

(54) **TRAFFIC POST BASE**  
(71) Applicant: **North West Rubber Ltd.**, Abbotsford (CA)  
(72) Inventor: **Robert MacKenney**, Coquitlam (CA)  
(73) Assignee: **Myers & Sons Hi-Way Safety, Inc.**, Chino, CA (US)

D602,175 S \* 10/2009 Droomer ..... D25/133  
7,722,014 B2 \* 5/2010 Godwin ..... 256/65.14  
2006/0022189 A1 \* 2/2006 Collins, IV ..... 256/65.14  
2010/0171085 A1 \* 7/2010 Webster, IV ..... 256/65.14

\* cited by examiner

(\*\*) Term: **14 Years**

*Primary Examiner* — Doris Clark

(21) Appl. No.: **29/443,547**

(74) *Attorney, Agent, or Firm* — Kilpatrick Townsend & Stockton LLP

(22) Filed: **Jan. 18, 2013**

(30) **Foreign Application Priority Data**

(57) **CLAIM**

The ornamental design for a traffic post base, as shown and described.

Jul. 20, 2012 (CA) ..... 146629

(51) **LOC (10) Cl.** ..... **25-01**

(52) **U.S. Cl.**  
USPC ..... **D25/133**

(58) **Field of Classification Search**  
USPC ..... D25/133; 256/65.14  
See application file for complete search history.

**DESCRIPTION**

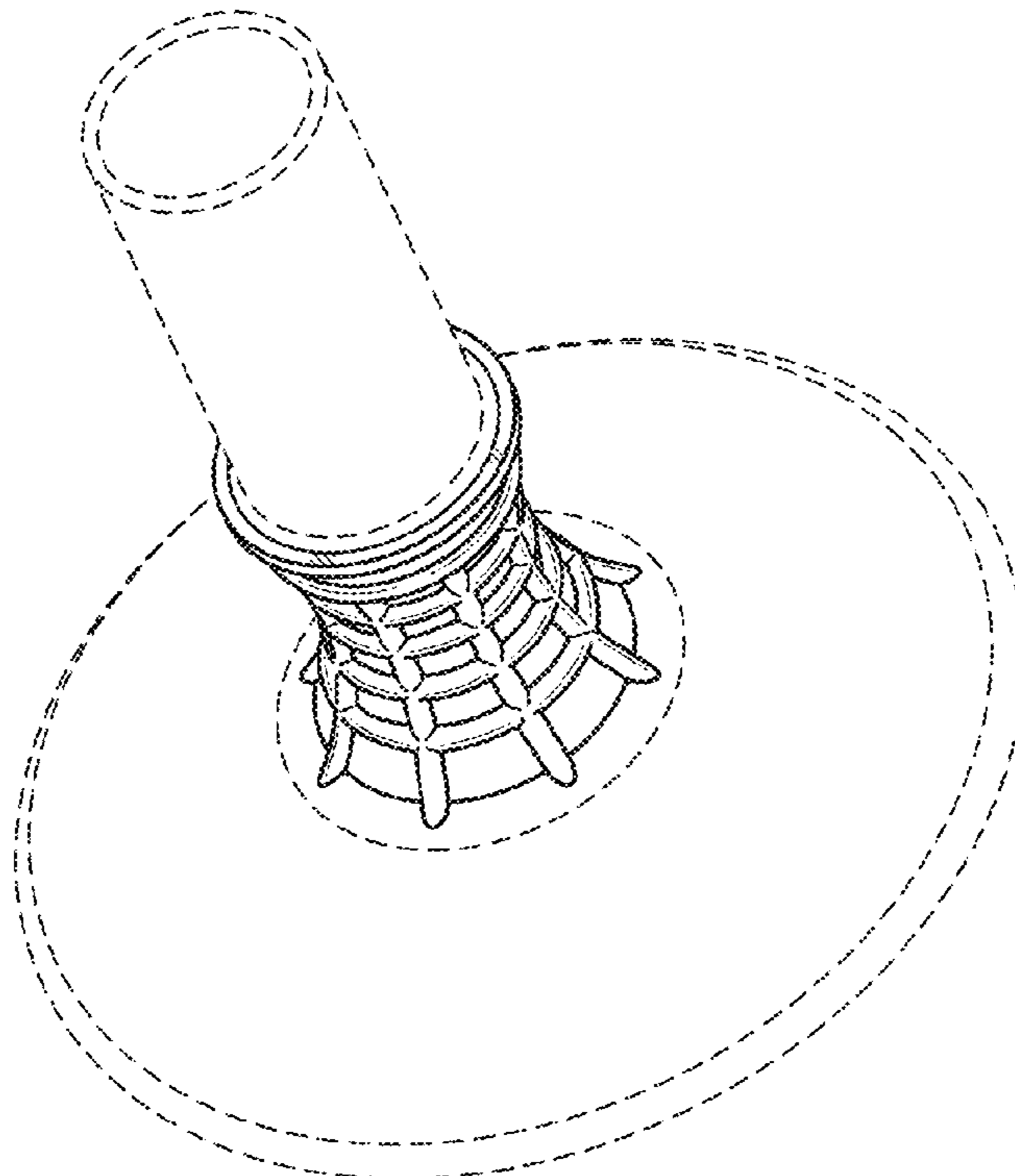
FIG. 1 is a top perspective view of the traffic post base showing my new design;  
FIG. 2 is a front view thereof, the side and rear views being identical; and,  
FIG. 3 is top view thereof.  
Portions or features of the traffic post base not shown in the drawings form no part of the claimed design. The broken lines in the drawings form no part of the claimed design.

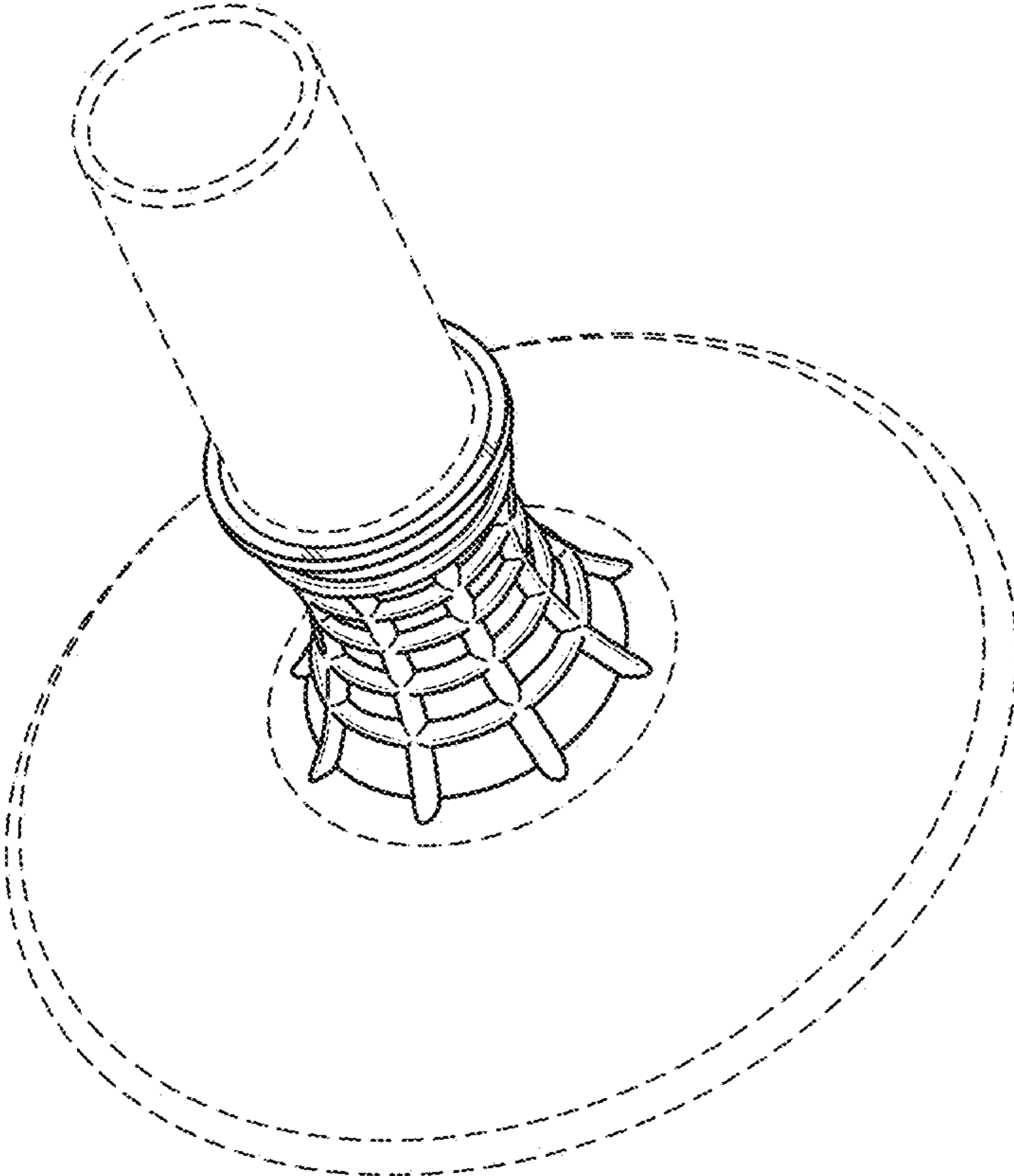
(56) **References Cited**

U.S. PATENT DOCUMENTS

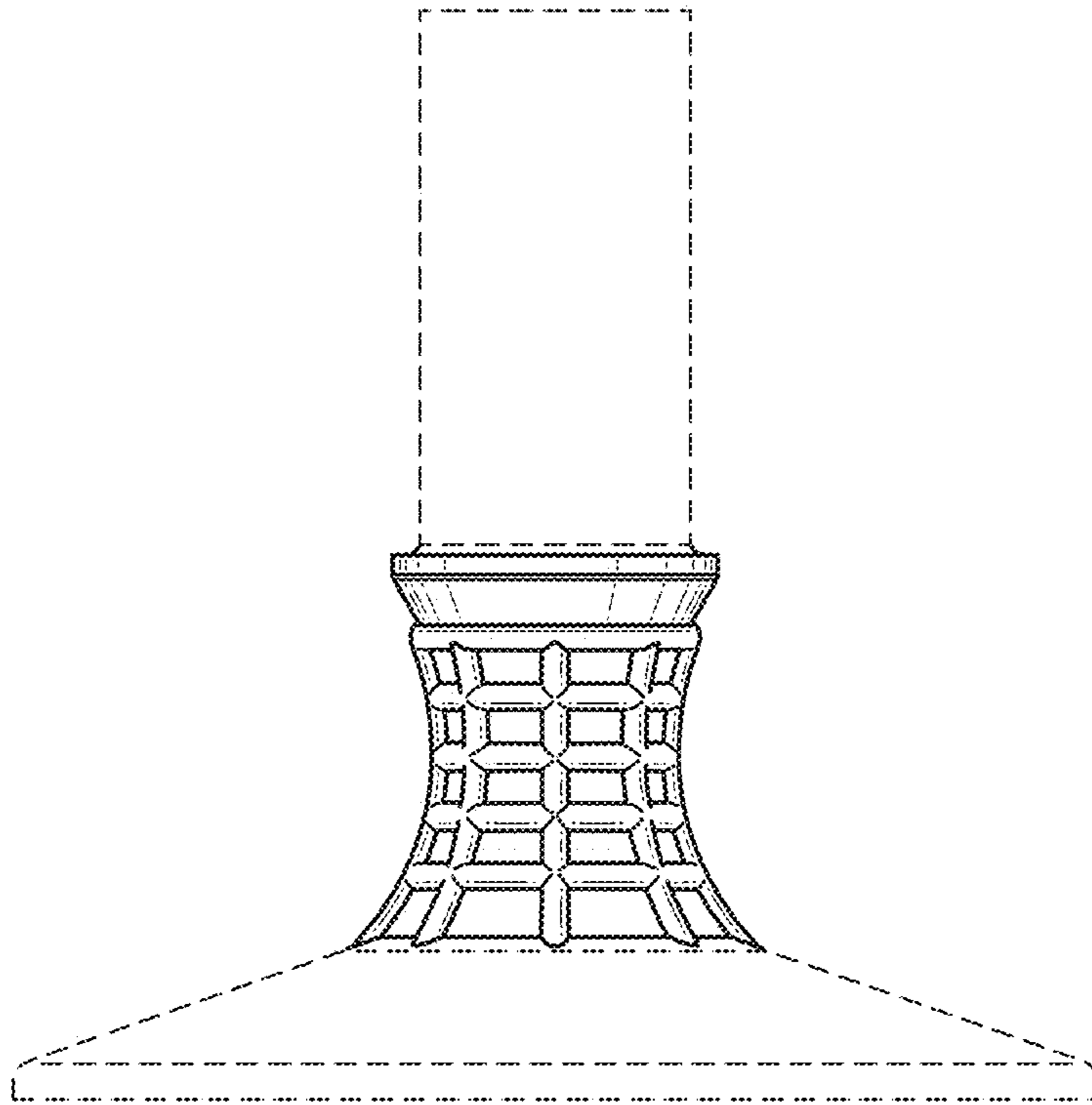
D486,591 S \* 2/2004 Prokop ..... D25/133

**1 Claim, 3 Drawing Sheets**

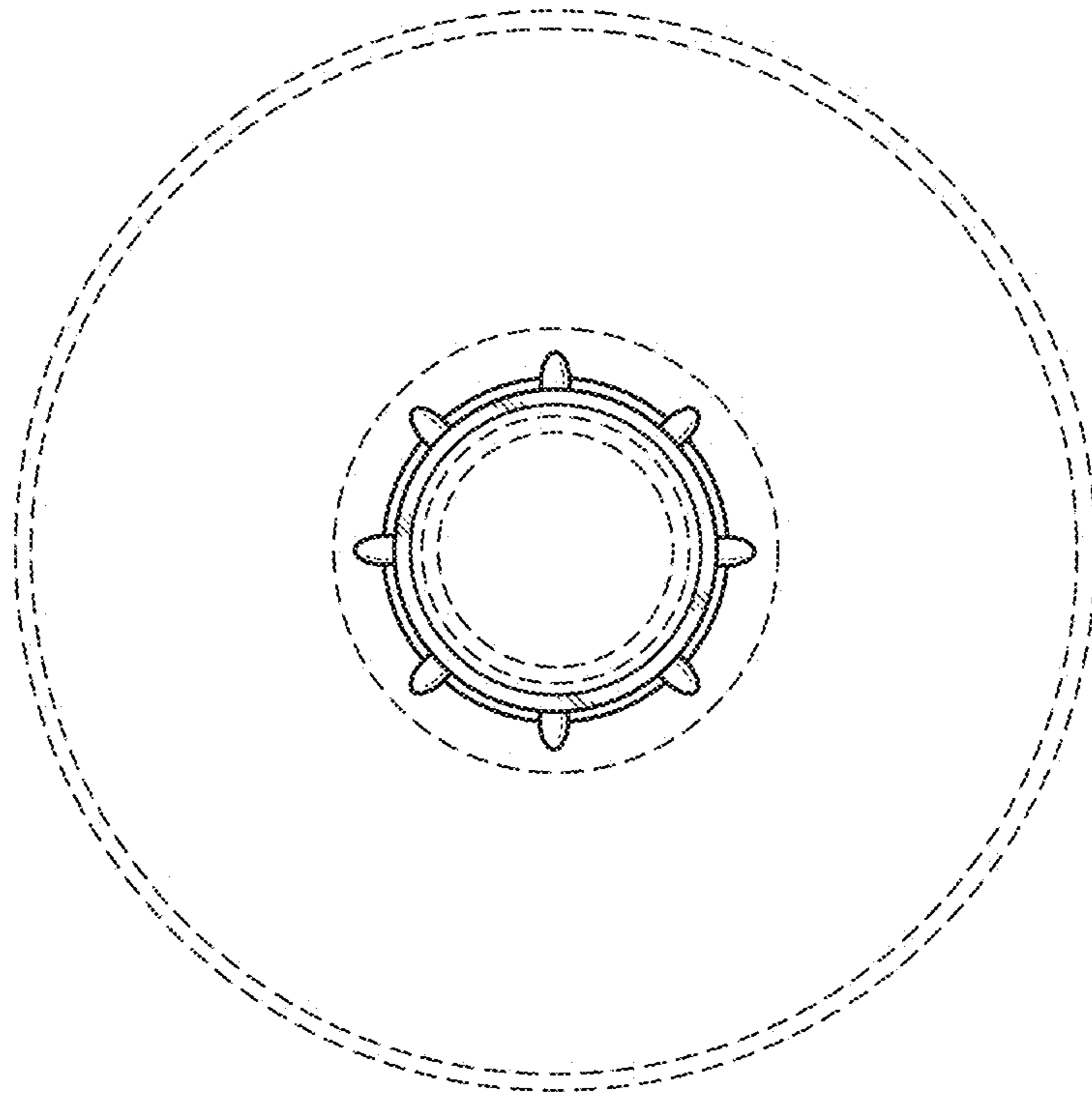




**FIG. 1**



**FIG. 2**



**FIG. 3**