



US00D712057S

(12) **United States Design Patent**
McDonald, Jr. et al.

(10) **Patent No.:** **US D712,057 S**
(45) **Date of Patent:** **** Aug. 26, 2014**

(54) **S-SHAPED WAND**

(71) Applicants: **Douglas Maurice McDonald, Jr.**, San Marcos, CA (US); **Elizabeth Lee Janapol**, San Marcos, CA (US)

(72) Inventors: **Douglas Maurice McDonald, Jr.**, San Marcos, CA (US); **Elizabeth Lee Janapol**, San Marcos, CA (US)

(**) Term: **14 Years**

(21) Appl. No.: **29/478,804**

(22) Filed: **Jan. 8, 2014**

(51) **LOC (10) Cl.** **28-03**

(52) **U.S. Cl.**
USPC **D24/215**

(58) **Field of Classification Search**
USPC D24/200, 211, 212, 213, 214, 215;
601/19, 27-32, 46, 49, 52, DIG. 12,
601/DIG. 14, DIG. 15, DIG. 16, DIG. 17;
D21/685
See application file for complete search history.

(56) **References Cited**

U.S. PATENT DOCUMENTS

D402,764 S * 12/1998 Chatfield D24/211
D403,431 S * 12/1998 Gladieux, Jr. D24/215

D405,536 S * 2/1999 Haynes D24/214
6,010,469 A * 1/2000 McAtee 601/135
D436,181 S * 1/2001 Lazio D24/214
D456,909 S * 5/2002 Szabo D24/214
D461,009 S * 7/2002 Viner D24/214
D475,793 S * 6/2003 Tinsley D24/214
7,001,317 B2 * 2/2006 Marcotte 482/148
D539,915 S * 4/2007 Timmer D24/214
D603,052 S * 10/2009 Bauer et al. D24/215
D698,452 S * 1/2014 Tai D24/215
D698,936 S * 2/2014 Pudhnum D24/215

* cited by examiner

Primary Examiner — Sandra Snapp

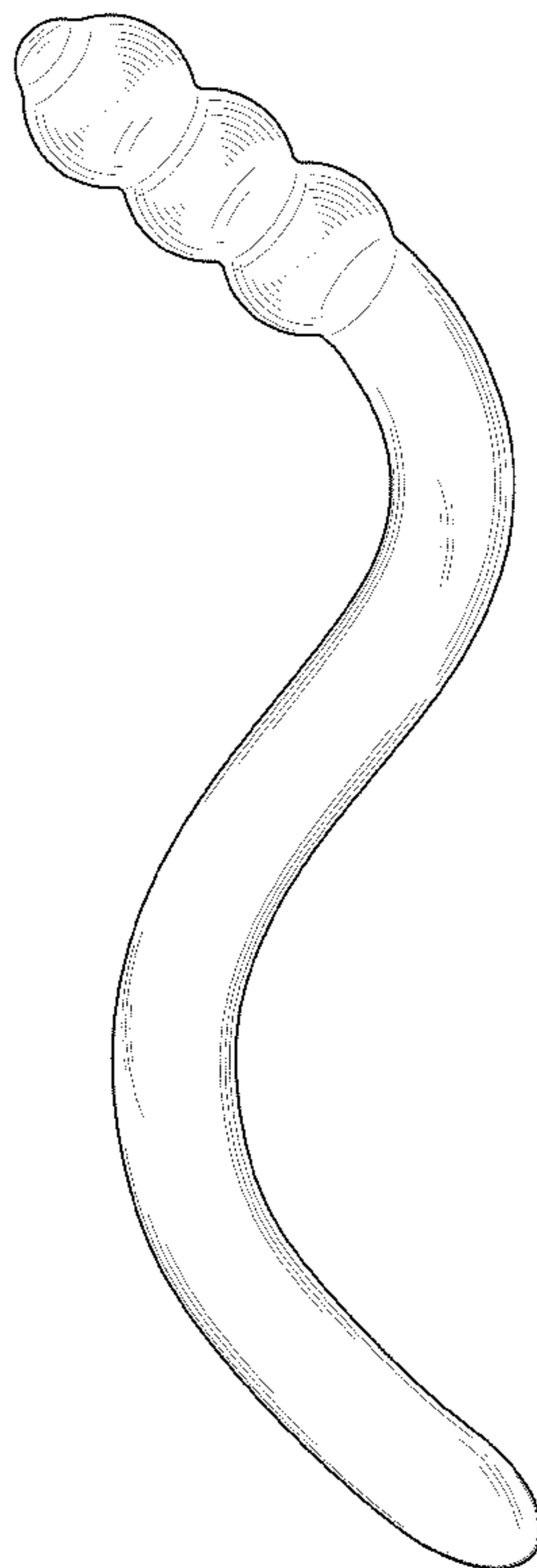
(57) **CLAIM**

The ornamental design for an S-shaped wand, as shown and described.

DESCRIPTION

FIG. 1 is a perspective front view of the S-shaped wand;
FIG. 2 is a front elevation view of the S-shaped wand;
FIG. 3 is a rear elevation view of the S-shaped wand;
FIG. 4 is a left side elevation view of the S-shaped wand, right side being a mirror image thereof;
FIG. 5 is a top plan view of the S-shaped wand; and,
FIG. 6 is a bottom plan view of the S-shaped wand.

1 Claim, 3 Drawing Sheets



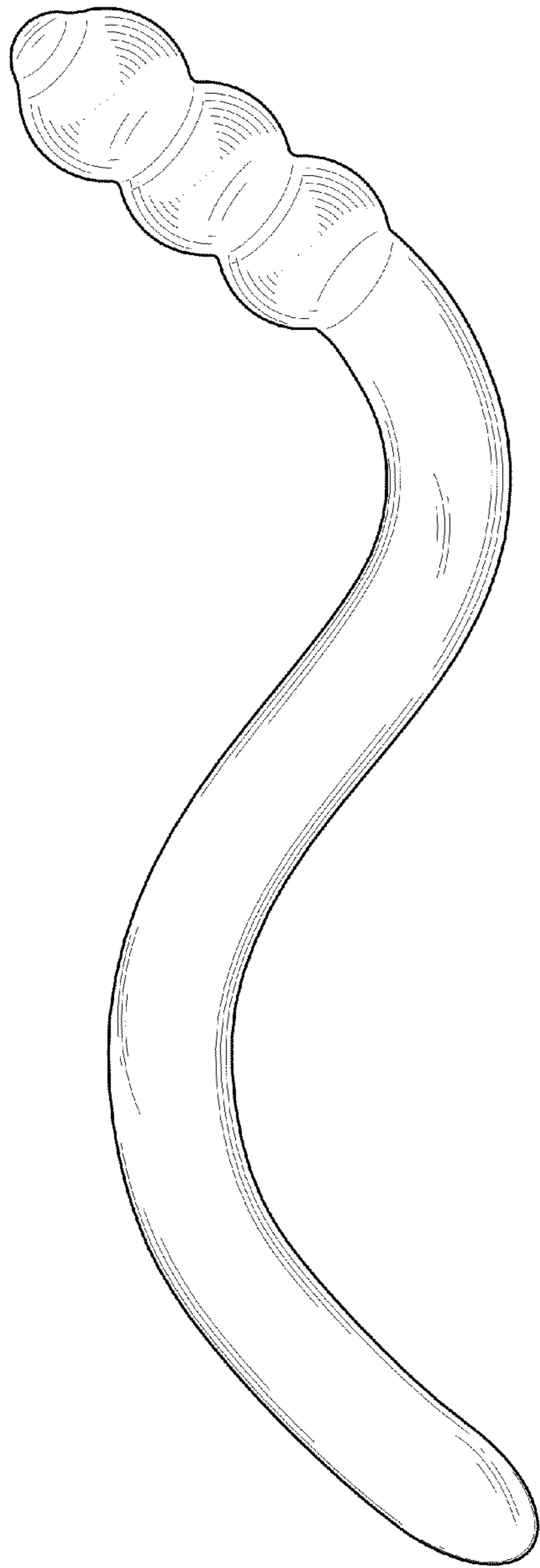


FIG. 1

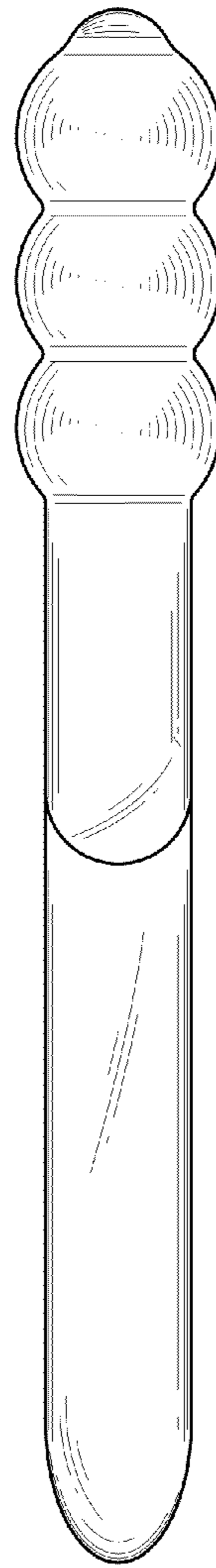


FIG. 2

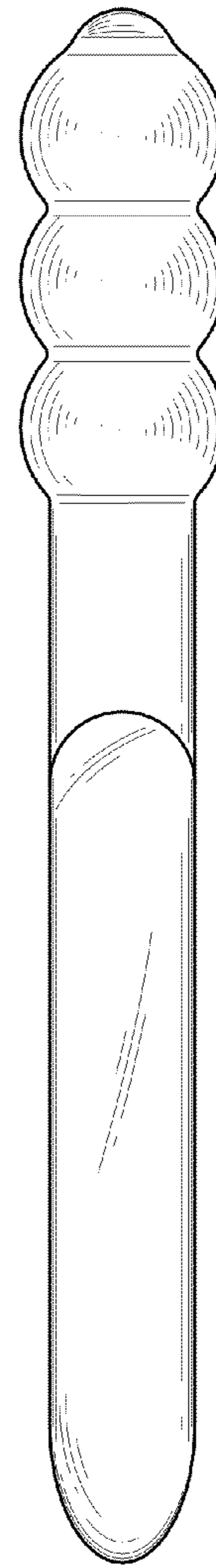


FIG. 3

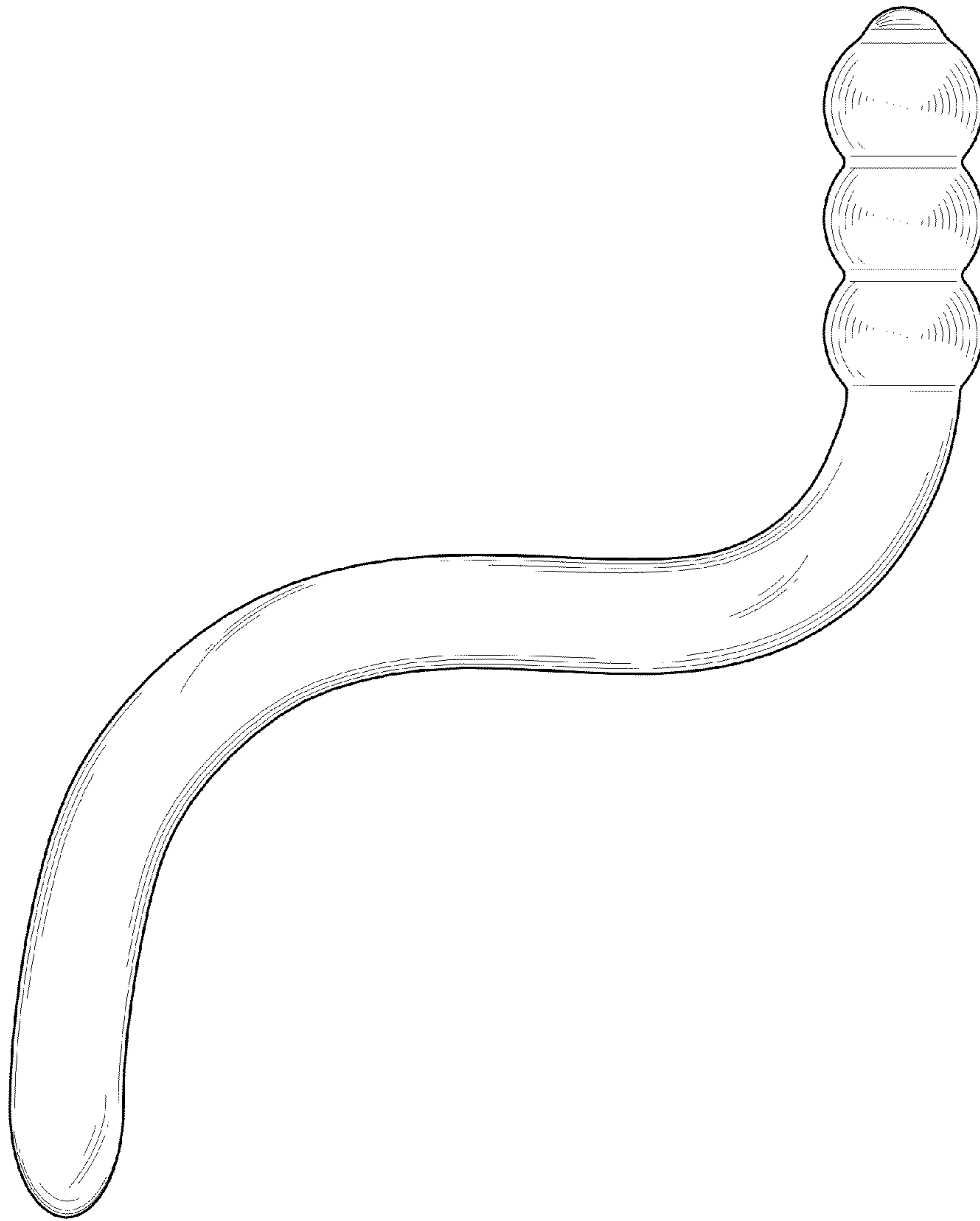


FIG. 4




FIG. 5

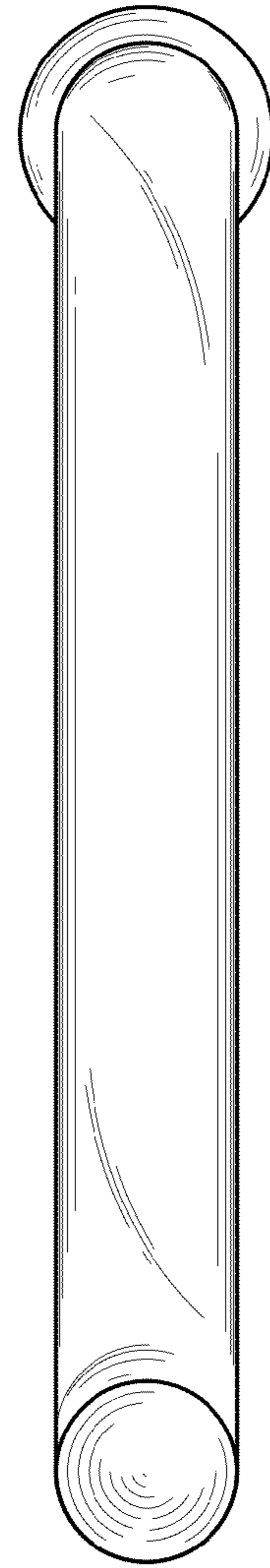


FIG. 6