



US00D712053S

(12) **United States Design Patent**  
**Matsushita**

(10) **Patent No.:** **US D712,053 S**

(45) **Date of Patent:** **\*\* Aug. 26, 2014**

(54) **MASSAGING TOOL**

D669,998 S \* 10/2012 Matsushita ..... D24/215  
D674,500 S \* 1/2013 Matsushita ..... D24/211  
D695,364 S \* 12/2013 Khalil ..... D21/662

(71) Applicant: **MTG Co. Ltd.**, Nagoya (JP)

(72) Inventor: **Tsuyoshi Matsushita**, Nagoya (JP)

(73) Assignee: **MTG Co., Ltd.**, Nagoya (JP)

(\*\*) Term: **14 Years**

(21) Appl. No.: **29/473,223**

(22) Filed: **Nov. 20, 2013**

(30) **Foreign Application Priority Data**

May 22, 2013 (JP) ..... 2013-011235

(51) **LOC (10) Cl.** ..... **28-03**

(52) **U.S. Cl.**  
USPC ..... **D24/211**

(58) **Field of Classification Search**  
USPC ..... D24/200, 211, 212, 213, 214, 215;  
601/19, 27-32, 46, 49, 52, DIG. 12,  
601/DIG. 14, DIG. 15, DIG. 16, DIG. 17;  
D21/685  
See application file for complete search history.

(56) **References Cited**

**U.S. PATENT DOCUMENTS**

D558,866 S \* 1/2008 Yamamoto ..... D23/351  
D583,480 S 12/2008 Ferber et al.  
D665,915 S \* 8/2012 Ma ..... D24/215  
D666,304 S 8/2012 Matsushita  
D668,771 S \* 10/2012 Matsushita ..... D24/211

**FOREIGN PATENT DOCUMENTS**

JP HD17029698 12/2005  
JP D1426575 2/2012  
JP D1427467 3/2012  
JP D1443209 6/2012  
JP D1443232 6/2012  
JP D1444374 6/2012  
JP D1444375 6/2012  
JP D1444376 5/2013  
JP D1443899 6/2013

\* cited by examiner

*Primary Examiner* — Sandra Snapp

(74) *Attorney, Agent, or Firm* — Dicke, Billig & Czaja, PLLC

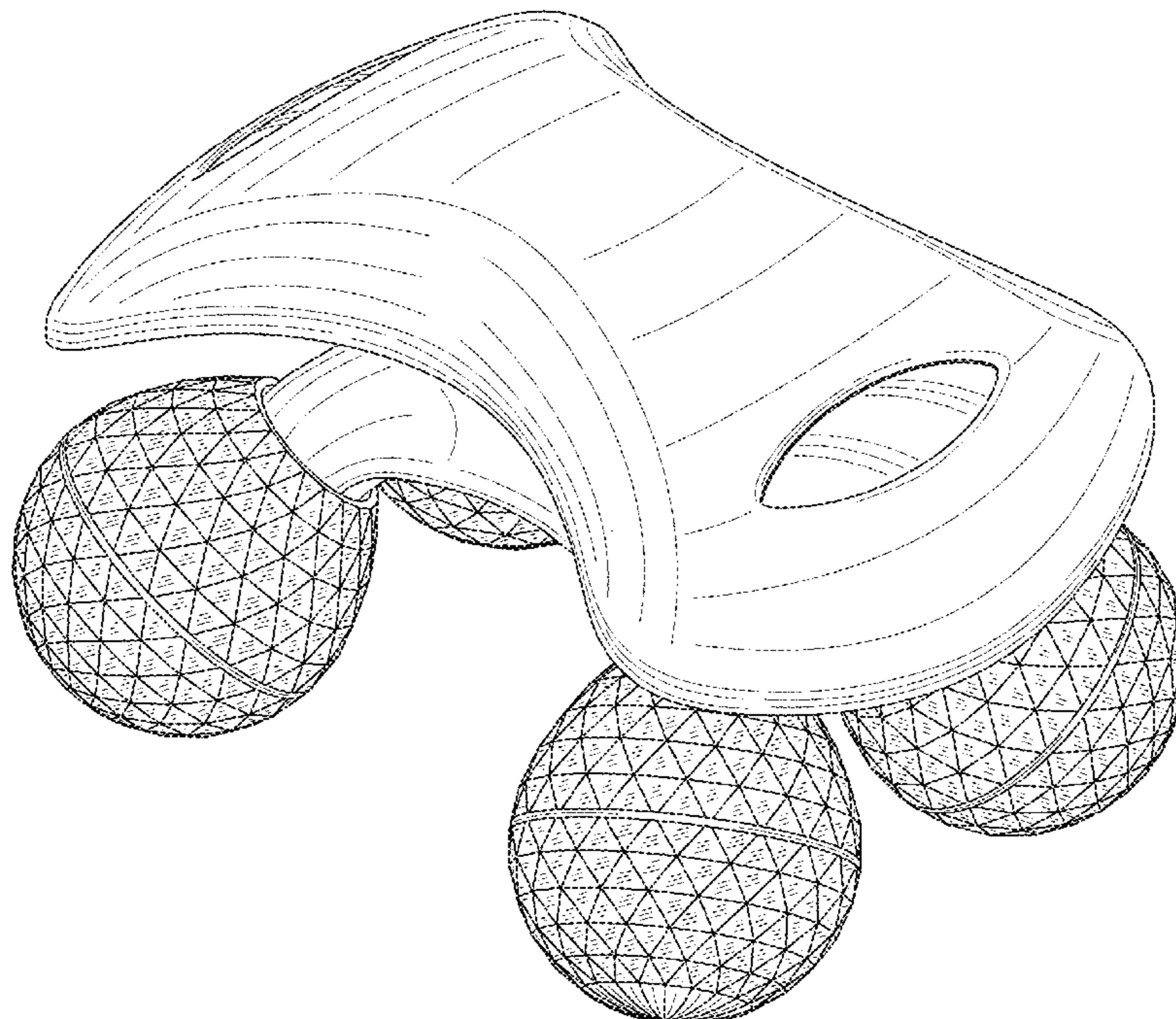
(57) **CLAIM**

The ornamental design for a massaging tool, as shown and described.

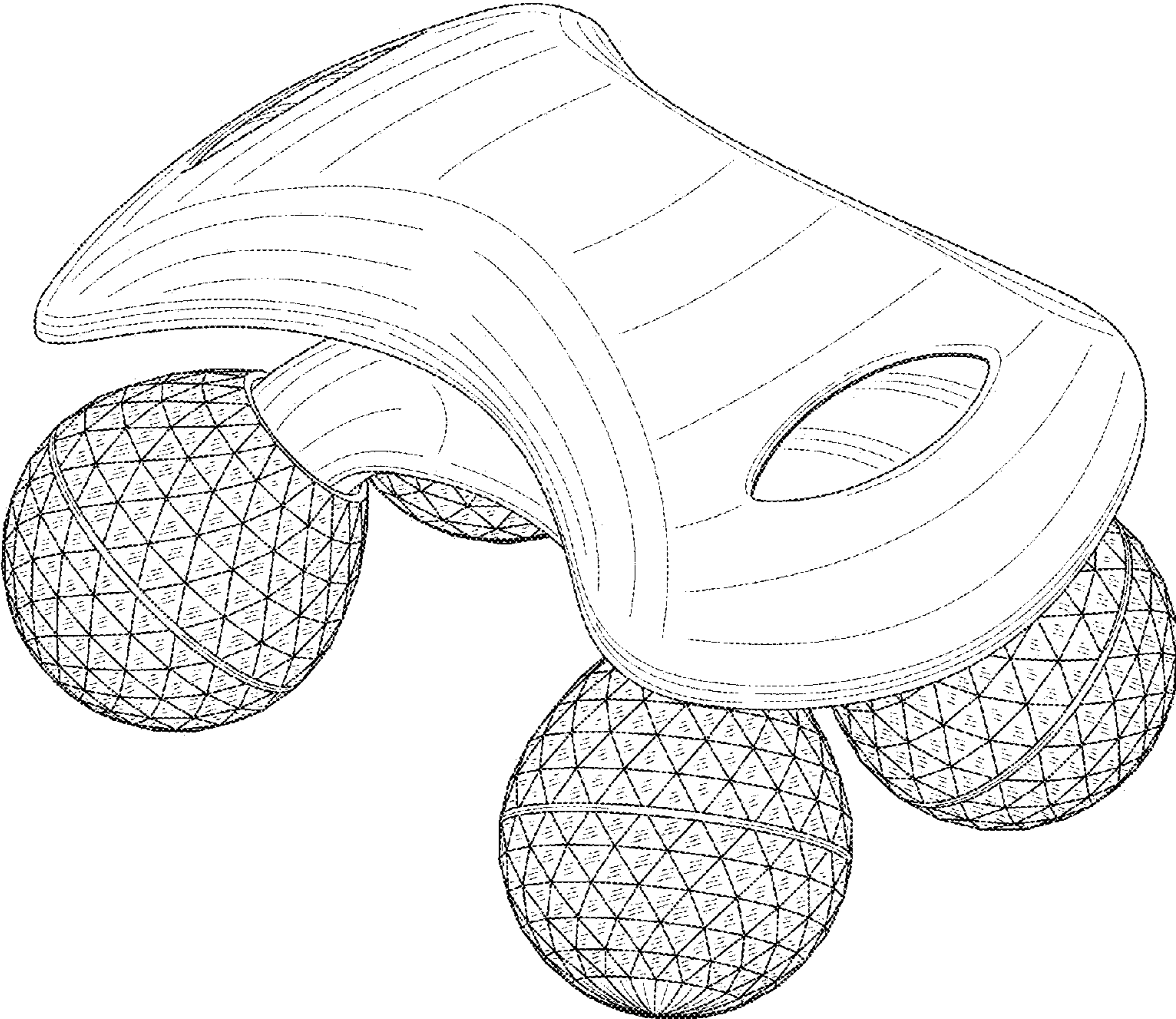
**DESCRIPTION**

FIG. 1 is a front, top, and right side perspective view of a massaging tool showing my new design; FIG. 2 is a rear, bottom, and left side perspective view thereof; FIG. 3 is a front view thereof, the rear view being identical to the front view; FIG. 4 is a top plan view thereof; FIG. 5 is a bottom plan view thereof; and, FIG. 6 is a right side view thereof, the left side view being identical to the right side view.

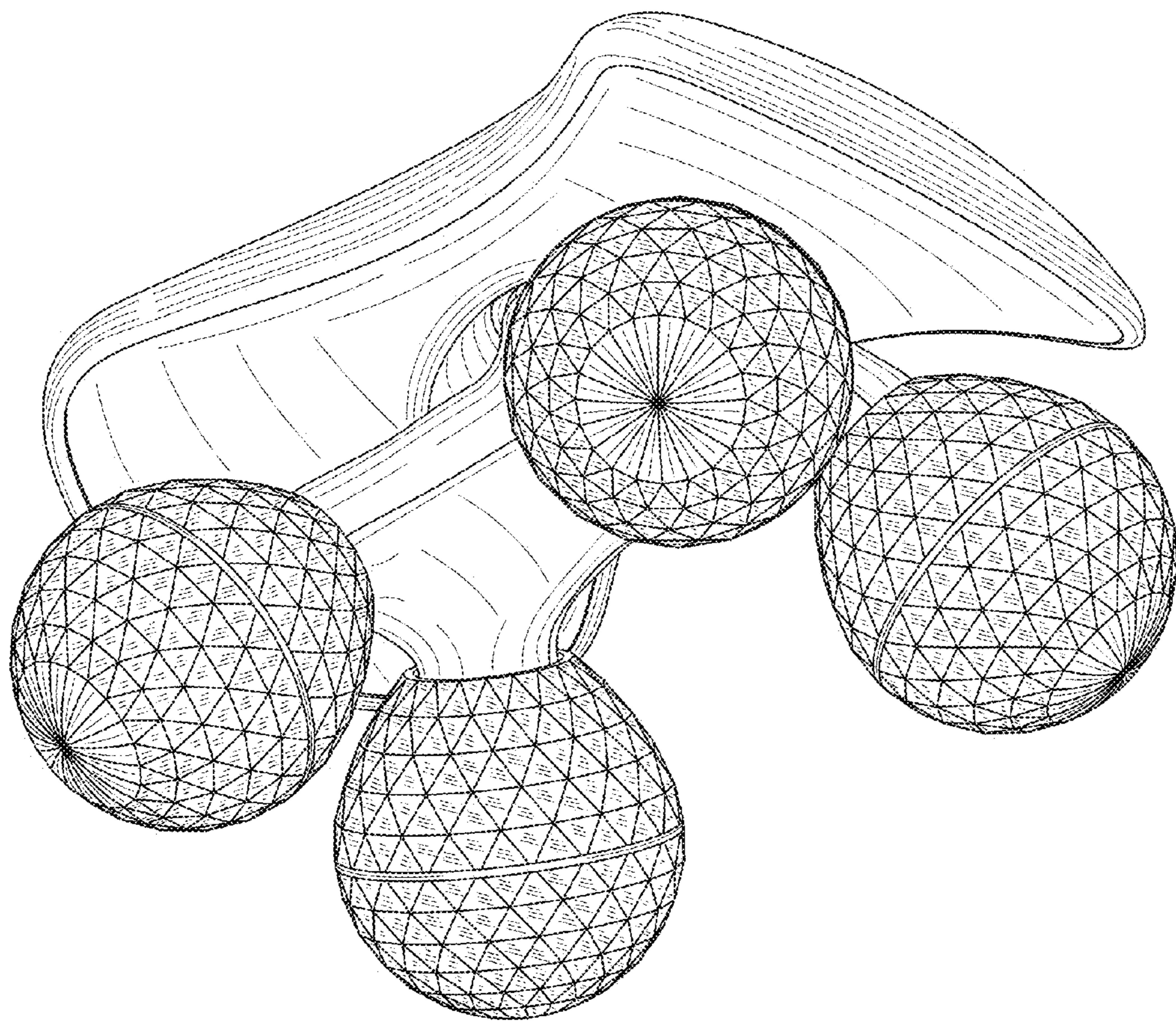
**1 Claim, 6 Drawing Sheets**



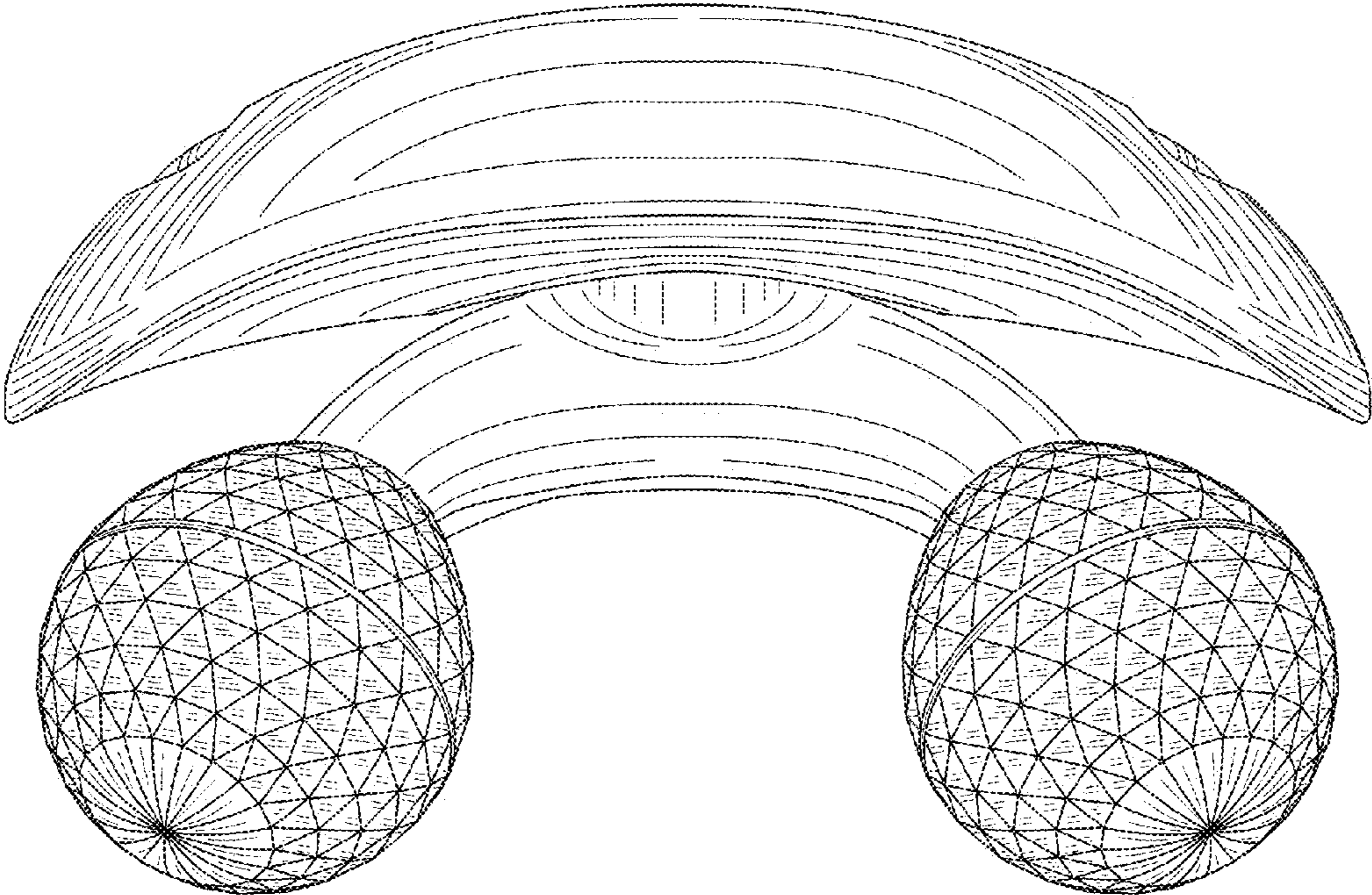
**FIG. 1**



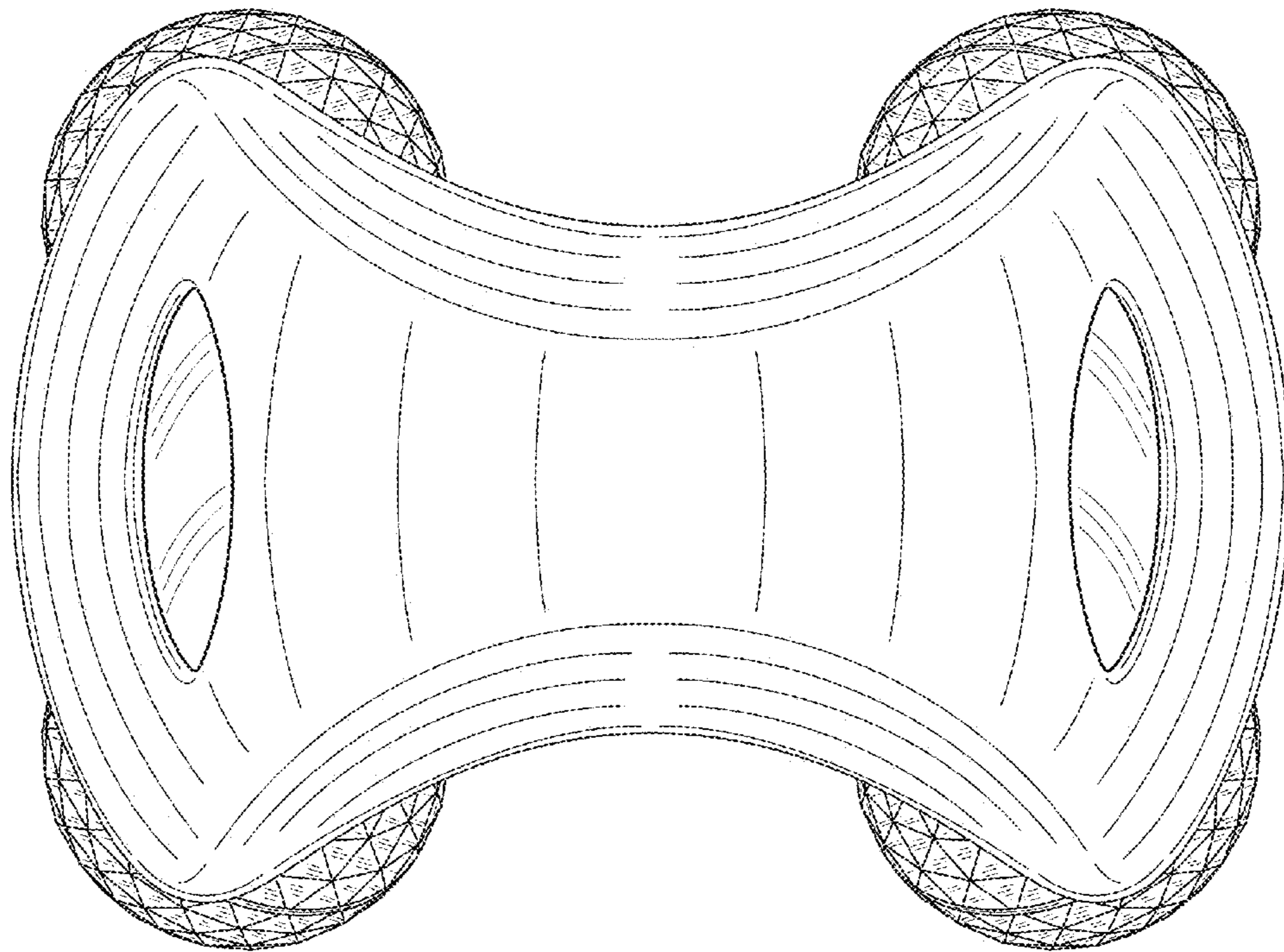
**FIG. 2**



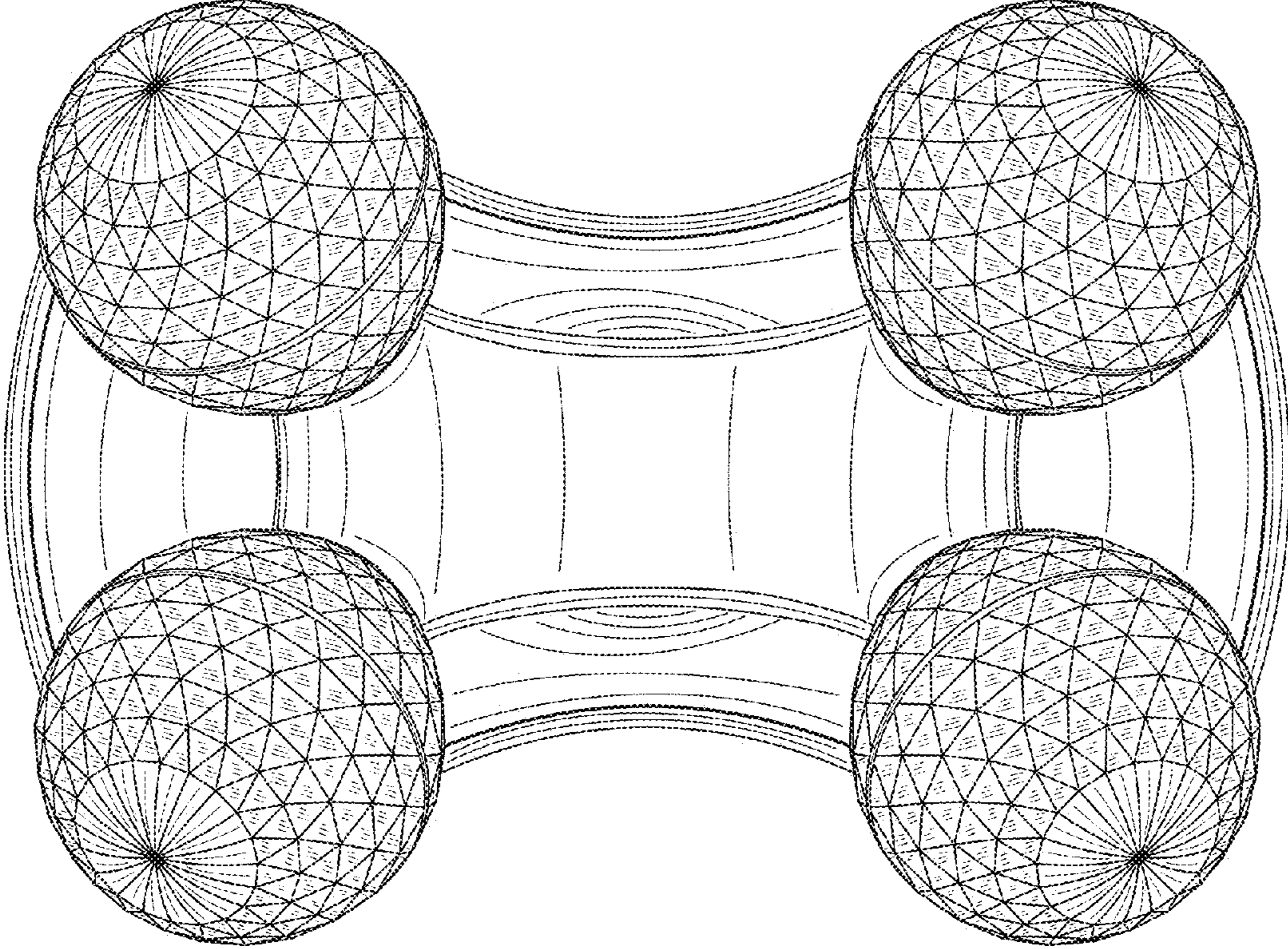
*FIG. 3*



*FIG. 4*



*FIG. 5*



**FIG. 6**

