



US00D712049S

(12) **United States Design Patent**
Rauch

(10) **Patent No.:** **US D712,049 S**
(45) **Date of Patent:** **** Aug. 26, 2014**

(54) **ARM RETAINING FIXTURE FOR PEDIATRIC INTERVENTION**

DESCRIPTION

(71) Applicant: **Matthias Rauch**, Schesslitz (DE)

(72) Inventor: **Matthias Rauch**, Schesslitz (DE)

(73) Assignee: **Siemens Aktiengesellschaft**, Munich (DE)

(**) Term: **14 Years**

(21) Appl. No.: **29/453,713**

(22) Filed: **May 2, 2013**

(30) **Foreign Application Priority Data**

Nov. 22, 2012 (EM) 001352082

(51) **LOC (10) Cl.** **24-04**

(52) **U.S. Cl.**
USPC **D24/190**

(58) **Field of Classification Search**

CPC Y10S 128/06; A61M 5/52; A61F 5/05866;
A61F 5/373; A61F 5/05858; A61F 5/3723;
A61F 5/013; A61F 5/05825; A61G 13/124
USPC D24/189, 190; D21/791; 623/57;
D29/120.1, 121.1, 113; 601/5, 33;
128/887, 878, 881

See application file for complete search history.

(56) **References Cited**

U.S. PATENT DOCUMENTS

2,695,018 A * 11/1954 Perry 602/4
2,910,259 A * 10/1959 Johnson 248/118

(Continued)

Primary Examiner — Eric Goodman

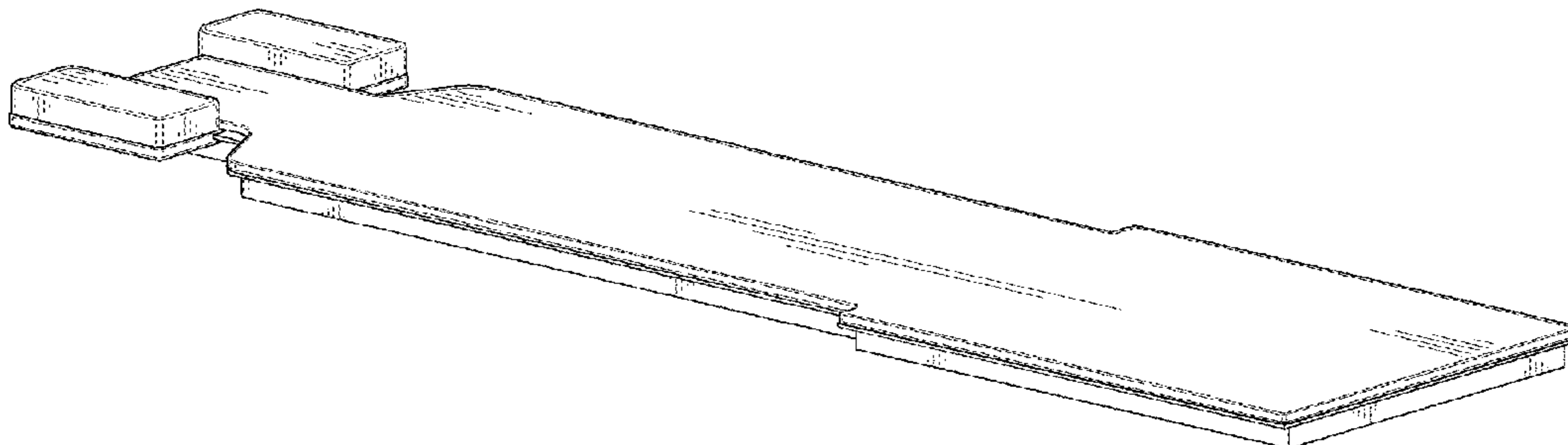
Assistant Examiner — Jennifer Watkins

(57) **CLAIM**

I claim the ornamental design for an arm retaining fixture for pediatric intervention, as shown and described.

FIG. 1 is a front view of an arm retaining fixture according to a first embodiment.
FIG. 2 is a rear view of the arm retaining fixture according to the first embodiment.
FIG. 3 is a top view of the arm retaining fixture according to the first embodiment.
FIG. 4 is bottom view of the arm retaining fixture according to the first embodiment.
FIG. 5 is a view from the right side of the arm retaining fixture according to the first embodiment.
FIG. 6 is a view from the left side of the arm retaining fixture according to the first embodiment.
FIG. 7 is a perspective view of the arm retaining fixture according to the first embodiment.
FIG. 8 is a front view of an arm retaining fixture according to a second embodiment.
FIG. 9 is a rear view of the arm retaining fixture according to the second embodiment.
FIG. 10 is a top view of the arm retaining fixture according to the second embodiment.
FIG. 11 is bottom view of the arm retaining fixture according to the second embodiment.
FIG. 12 is a view from the right side of the arm retaining fixture according to the second embodiment.
FIG. 13 is a view from the left side of the arm retaining fixture according to the second embodiment.
FIG. 14 is a perspective view of the arm retaining fixture according to the second embodiment.
FIG. 15 is a front view of an arm retaining fixture according to a third embodiment.
FIG. 16 is a rear view of the arm retaining fixture according to the third embodiment.
FIG. 17 is a top view of the arm retaining fixture according to the third embodiment.
FIG. 18 is bottom view of the arm retaining fixture according to the third embodiment.
FIG. 19 is a view from the right side of the arm retaining fixture according to the third embodiment.
FIG. 20 is a view from the left side of the arm retaining fixture according to the third embodiment; and,
FIG. 21 is a perspective view of the arm retaining fixture according to the third embodiment.

1 Claim, 21 Drawing Sheets



(56)

References Cited

U.S. PATENT DOCUMENTS

D201,780	S *	7/1965	Hazlewood	D24/183	5,833,636	A *	11/1998	Yokoi	602/5
3,332,415	A *	7/1967	Ericson	602/13	6,042,557	A *	3/2000	Ferguson et al.	602/6
3,511,232	A *	5/1970	Maurice-Converse	128/877	6,526,983	B1 *	3/2003	Pizzi Spadoni	128/870
3,640,273	A *	2/1972	Ray	602/5	D523,961	S *	6/2006	Weber et al.	D24/190
3,896,799	A *	7/1975	Seeley	602/5	7,329,229	B2 *	2/2008	Scheinberg et al.	602/5
5,016,650	A *	5/1991	Marlar	128/878	D663,798	S *	7/2012	Duncan	D21/789
						2004/0149293	A1 *	8/2004	Freedman	128/878
						2013/0046155	A1 *	2/2013	Marasco	600/323
						2013/0237893	A1 *	9/2013	Knox	602/20

* cited by examiner

FIG 1

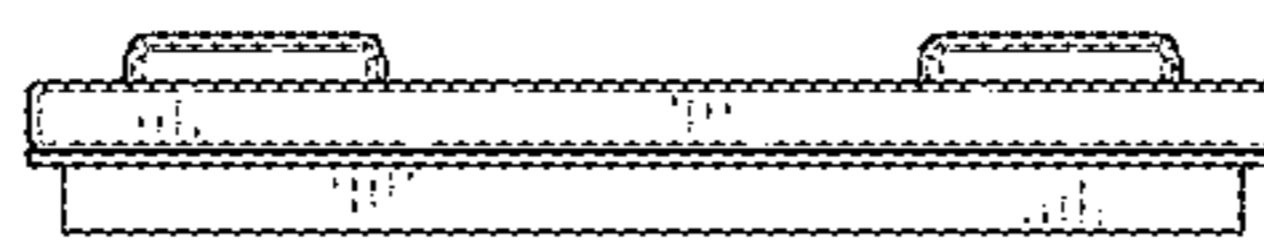


FIG 2

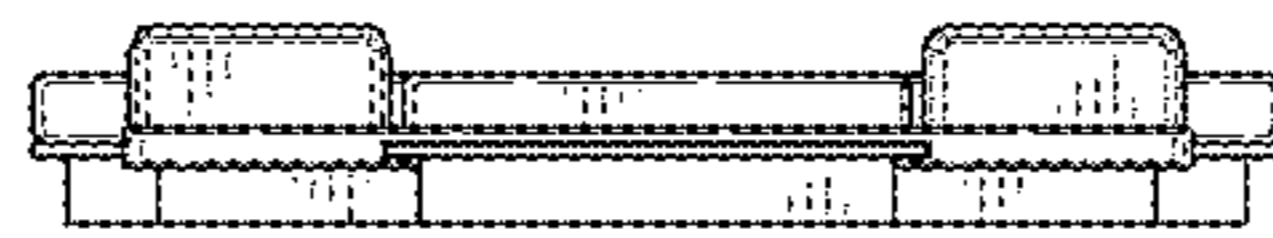


FIG 3

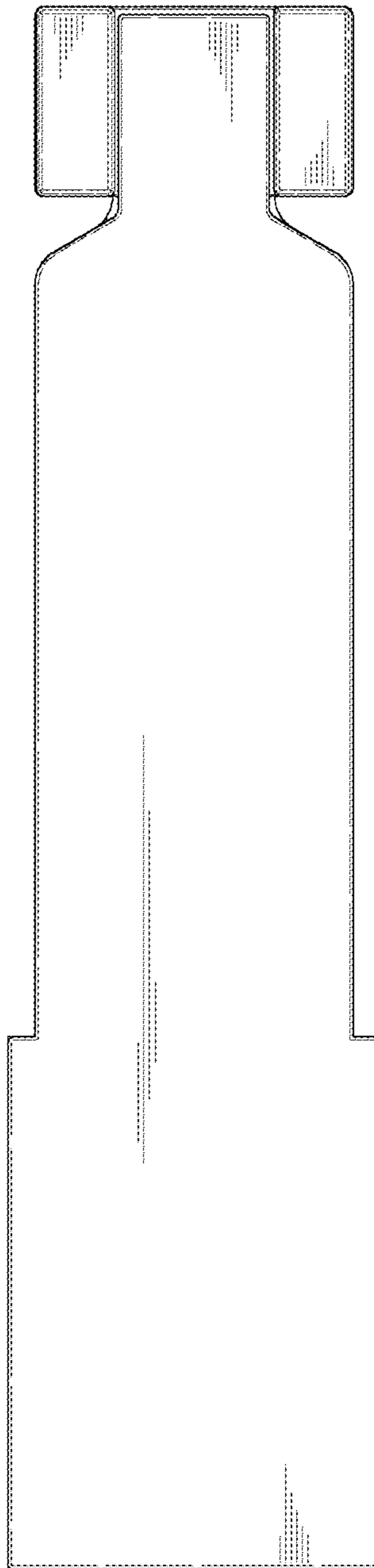


FIG 4

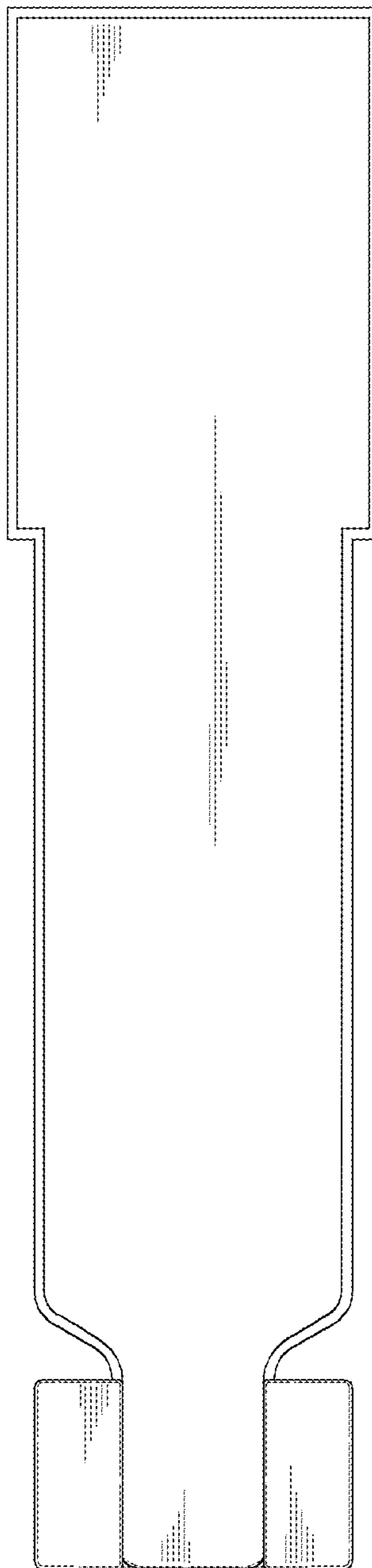


FIG 5




FIG 6

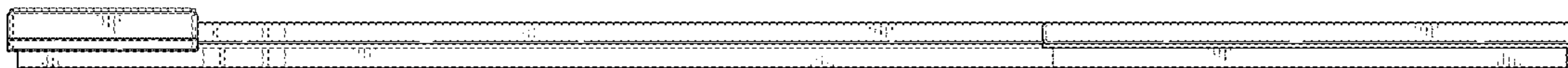


FIG 7

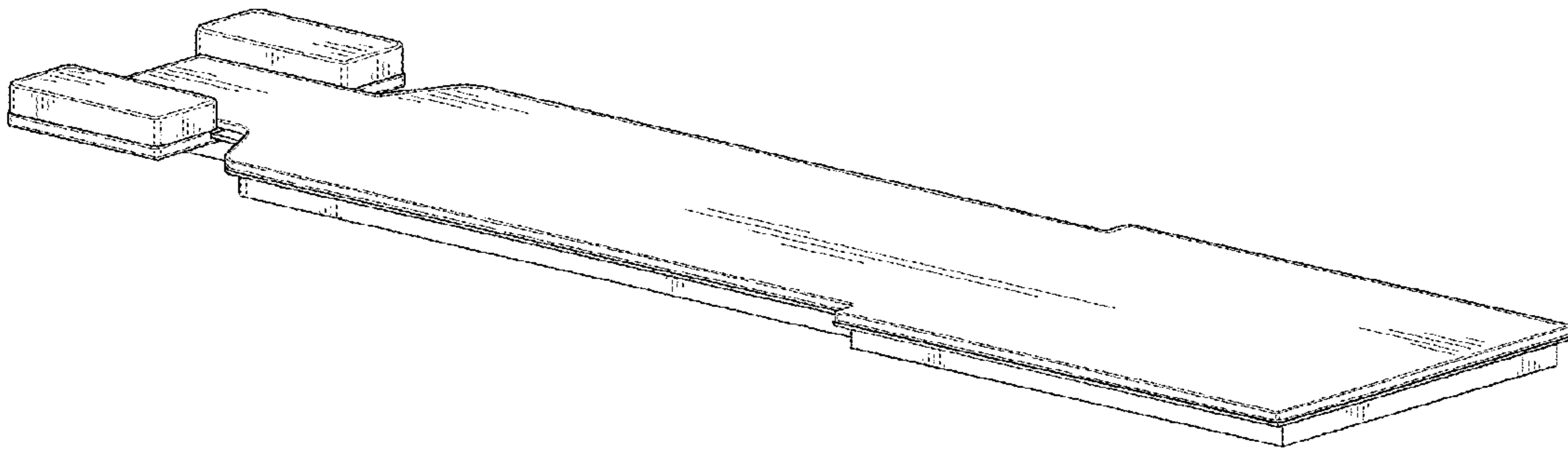


FIG 8

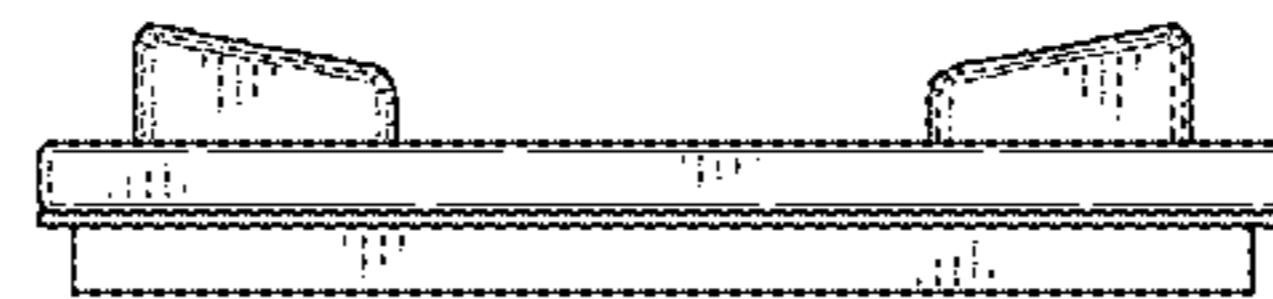


FIG 9




FIG 10

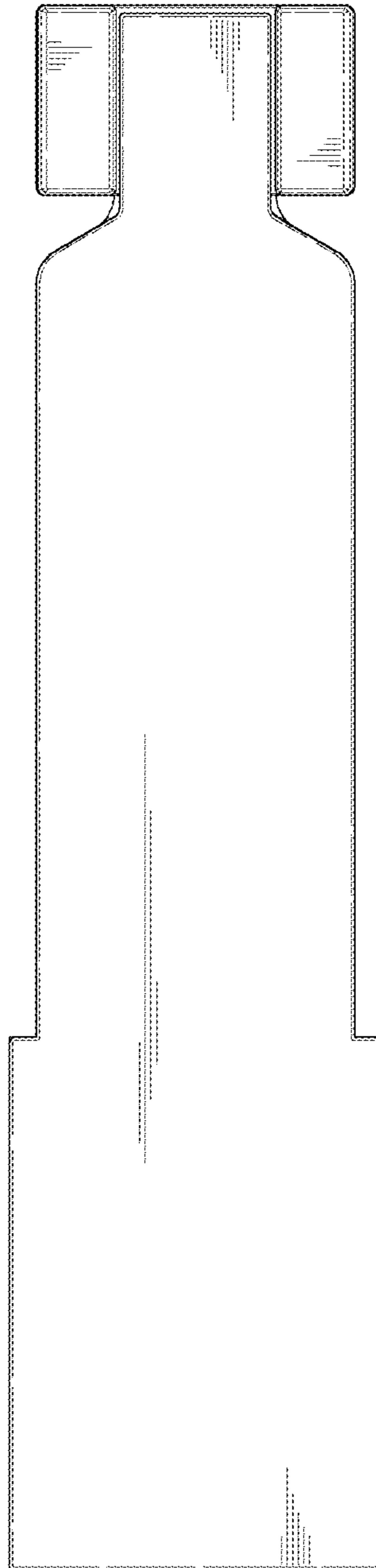


FIG 11

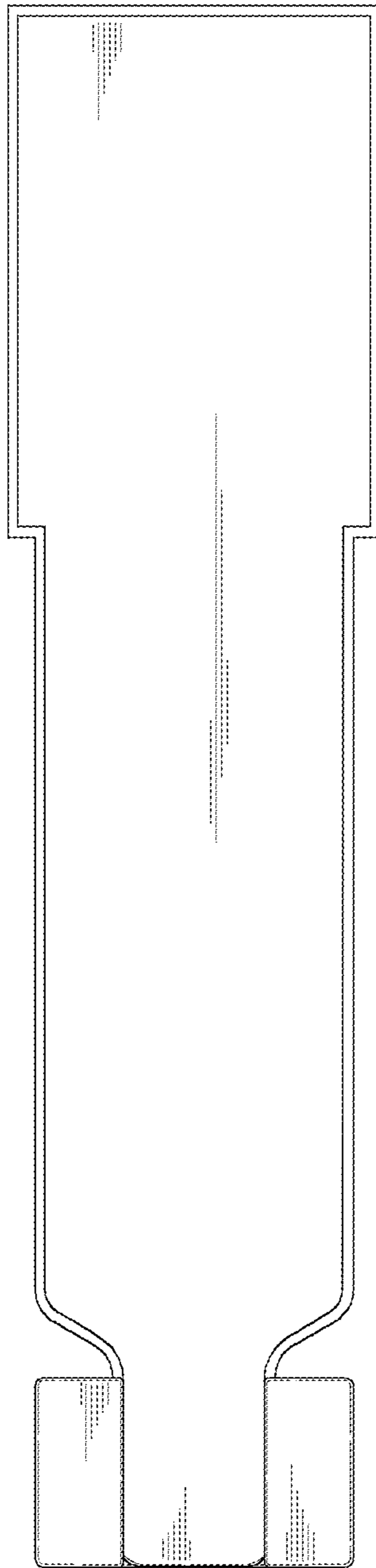


FIG 12



FIG 13




FIG 14

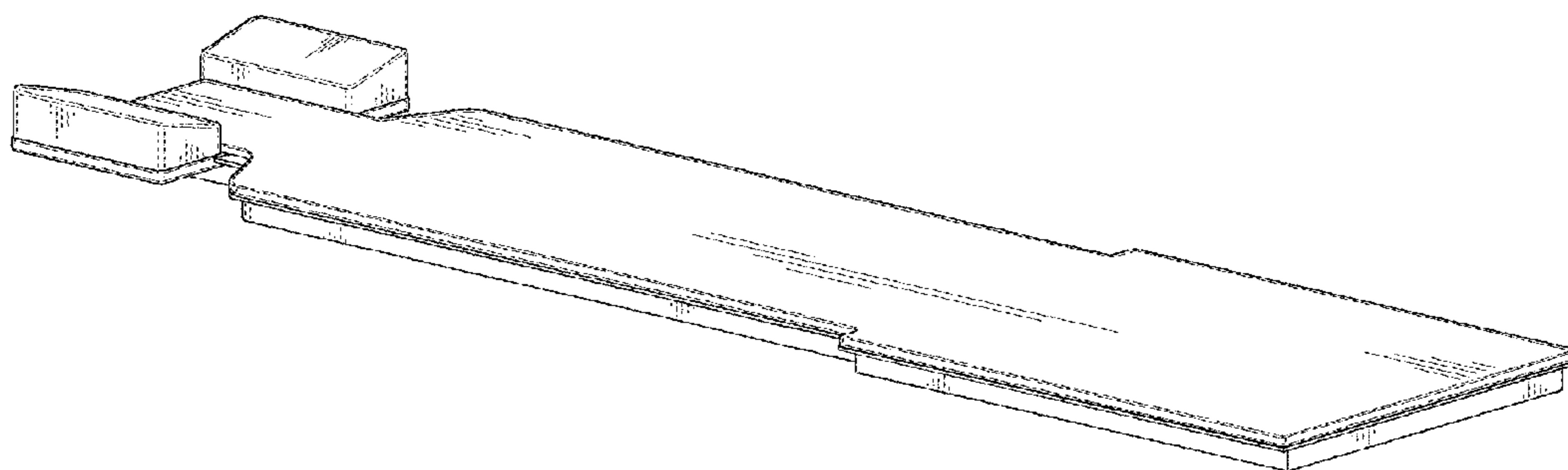


FIG 15



FIG 16

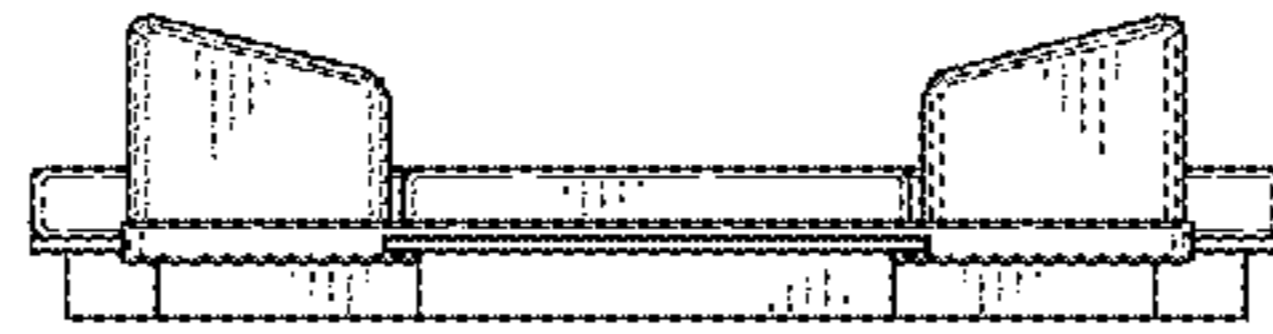


FIG 17




FIG 18

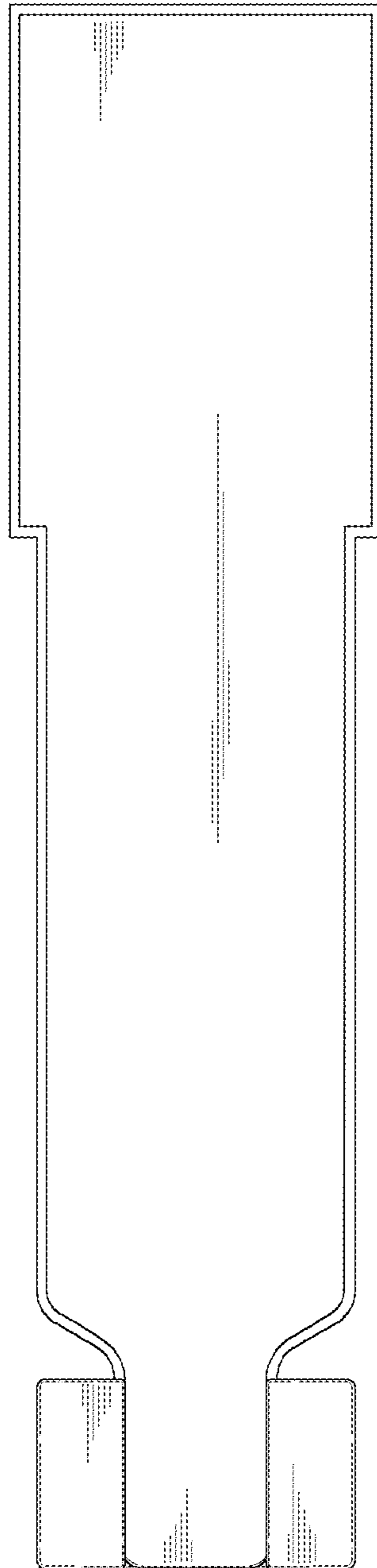


FIG 19




FIG 20




FIG 21

