



US00D712029S

(12) **United States Design Patent**  
**Tai**

(10) **Patent No.:** **US D712,029 S**

(45) **Date of Patent:** **\*\* Aug. 26, 2014**

(54) **KEGEL BALLS**

(71) Applicant: **Gizmospring.com Dongguan Limited**,  
Dongguan (CN)

(72) Inventor: **Chih-Yao Tai**, Admiralty (HK)

(73) Assignee: **Gizmospring.com Dongguan Limited**,  
Dongguan (CN)

(\*\*) Term: **14 Years**

(21) Appl. No.: **29/457,433**

(22) Filed: **Jun. 10, 2013**

(30) **Foreign Application Priority Data**

Dec. 18, 2012 (CN) ..... 2012 3 0637096

(51) **LOC (10) Cl.** ..... **24-02**

(52) **U.S. Cl.**  
USPC ..... **D24/141; D24/211**

(58) **Field of Classification Search**  
USPC ..... D24/141, 133, 140, 147, 200, 208, 211,  
D24/214-215; 601/18-19, 119-120,  
601/134-137, 72, 94, 113, DIG. 16; 607/77,  
607/138; 482/112, 148  
See application file for complete search history.

(56) **References Cited**

**U.S. PATENT DOCUMENTS**

3,726,273	A *	4/1973	Cole	.....	482/112
4,574,791	A *	3/1986	Mitchener	.....	482/148
D398,402	S *	9/1998	Kirk et al.	.....	D24/211
D428,488	S *	7/2000	Bloch	.....	D24/141
6,370,912	B1 *	4/2002	Sutton	.....	482/148
6,562,018	B1 *	5/2003	Russell	.....	604/500
6,723,031	B1 *	4/2004	Wild	.....	601/113
7,001,317	B2 *	2/2006	Marcotte	.....	482/148
D623,293	S *	9/2010	Horsley	.....	D24/141
D677,385	S *	3/2013	Takashima	.....	D24/141
D703,342	S *	4/2014	Faussett	.....	D24/215

**OTHER PUBLICATIONS**

Stella II. Retrieved on May 5, 2014. Retrieved from the Internet:  
<URL: [http://normalizer01.liveeclicker.comthumb/1249/1881416794\\_1\\_Flv\\_512x288\\_thumb\\_1\\_jpg/overview-stella-dub...>.\\*](http://normalizer01.liveeclicker.comthumb/1249/1881416794_1_Flv_512x288_thumb_1_jpg/overview-stella-dub...)

\* cited by examiner

*Primary Examiner* — Wan Laymon

(74) *Attorney, Agent, or Firm* — Davis Wright Tremaine LLP; Heather M. Colburn

(57) **CLAIM**

The ornamental design for kegel balls, as shown and described.

**DESCRIPTION**

FIG. 1 is a right side perspective view of kegel balls showing my new design.

FIG. 2 is a right side plan view thereof.

FIG. 3 is a front plan view thereof.

FIG. 4 is a left side plan view thereof.

FIG. 5 is a rear plan view thereof.

FIG. 6 is a top plan view thereof.

FIG. 7 is a bottom plan view thereof.

FIG. 8 is a right side perspective view of a second embodiment thereof.

FIG. 9 is a right side plan view of the second embodiment thereof.

FIG. 10 is a front plan view of the second embodiment thereof.

FIG. 11 is a left side plan view of the second embodiment thereof.

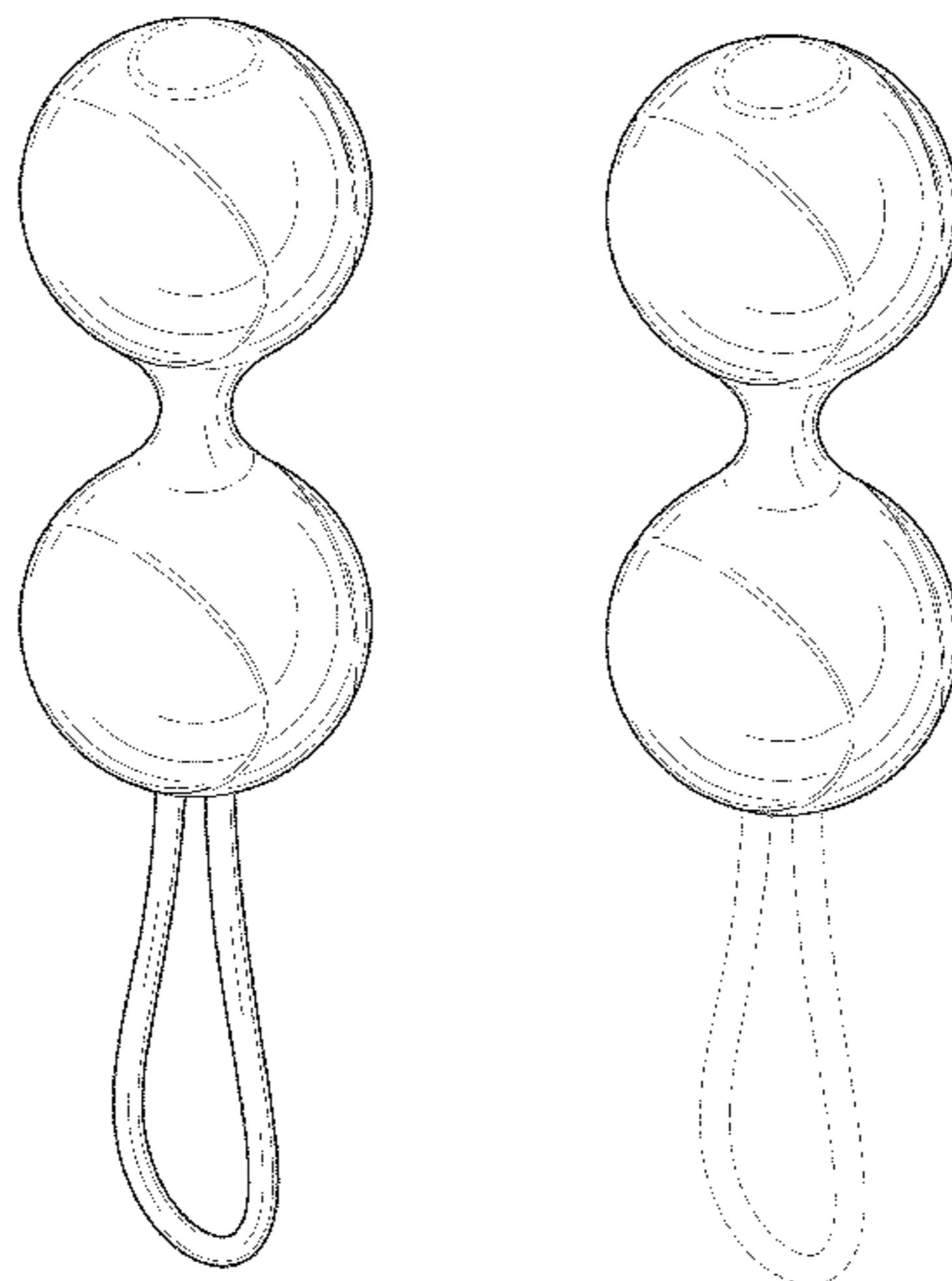
FIG. 12 is a rear plan view of the second embodiment thereof.

FIG. 13 is a top plan view of the second embodiment thereof; and,

FIG. 14 is a bottom plan view of the second embodiment thereof.

The broken lines represent portions of the kegel balls that form no part of the claim.

**1 Claim, 12 Drawing Sheets**






FIG.1

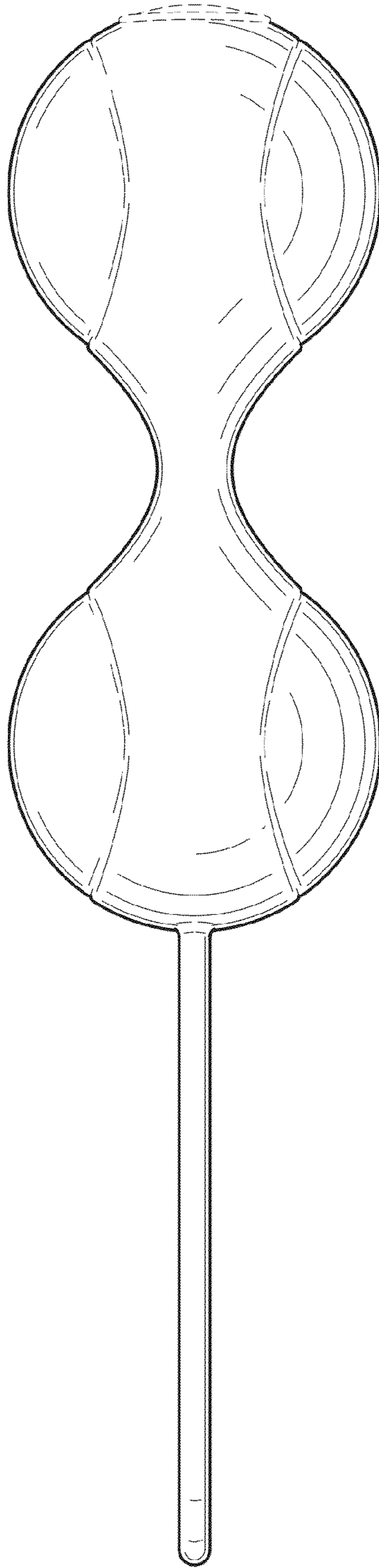


FIG.2




FIG. 3

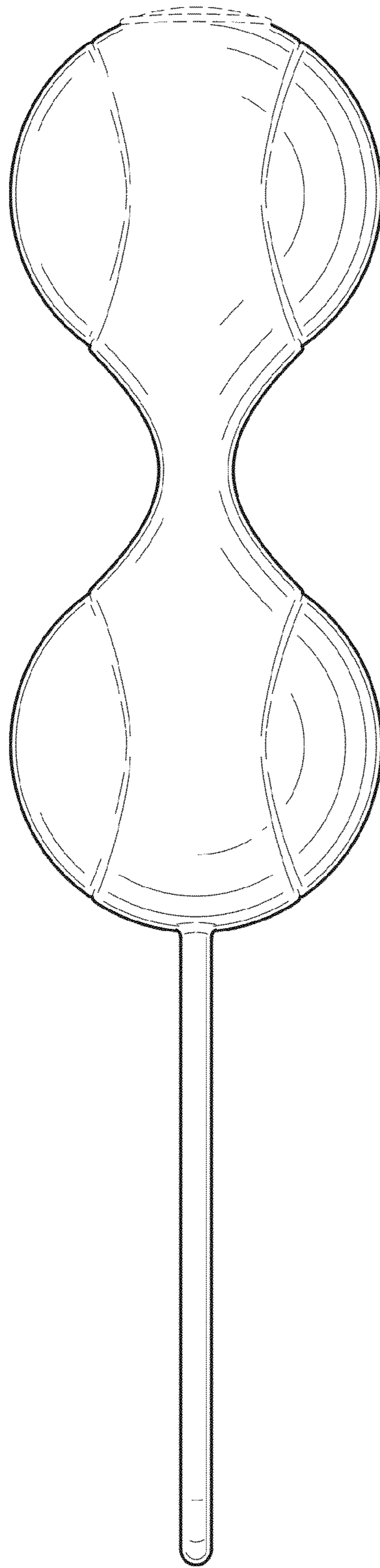


FIG. 4




FIG.5

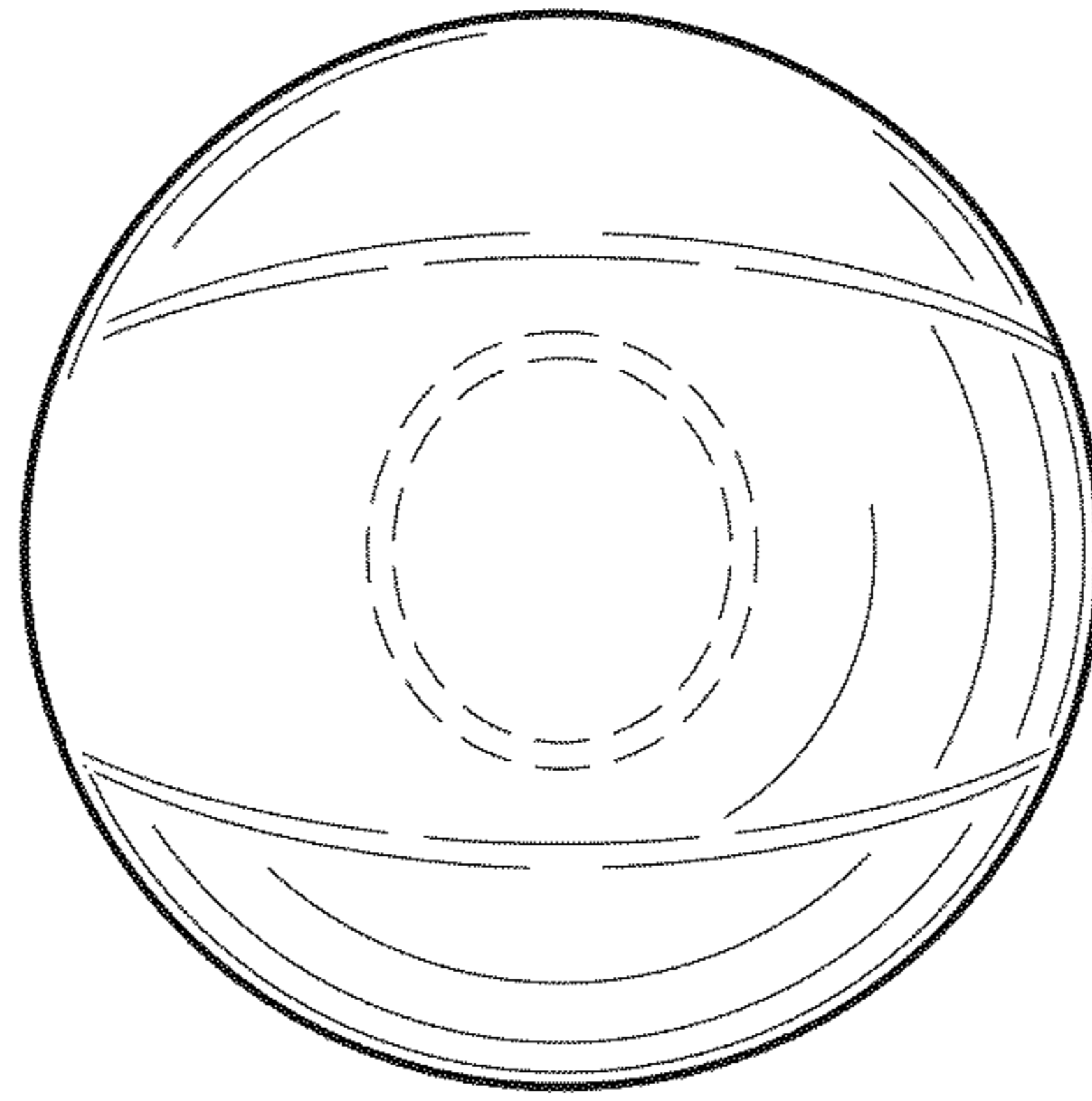


FIG. 6

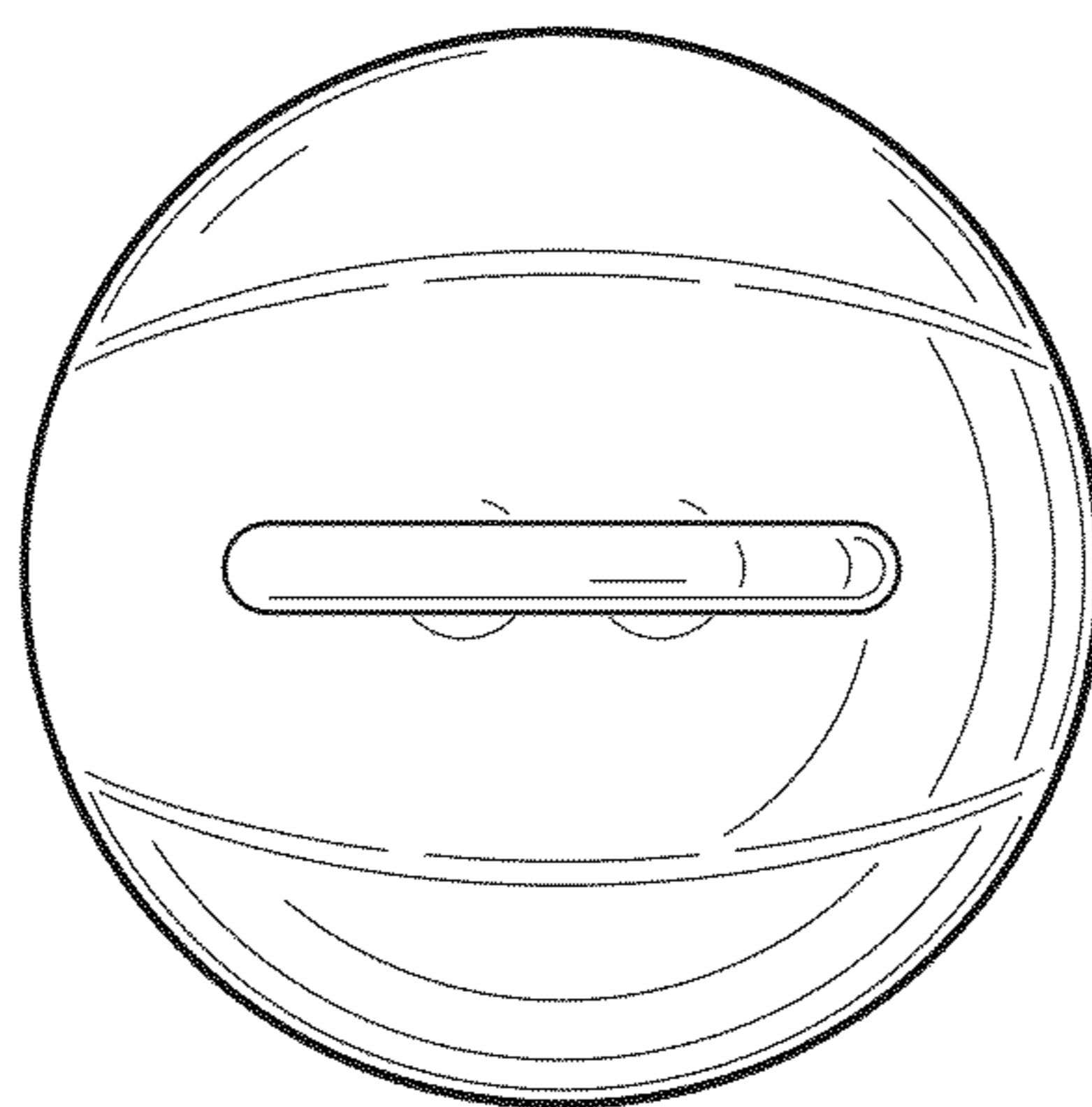


FIG. 7

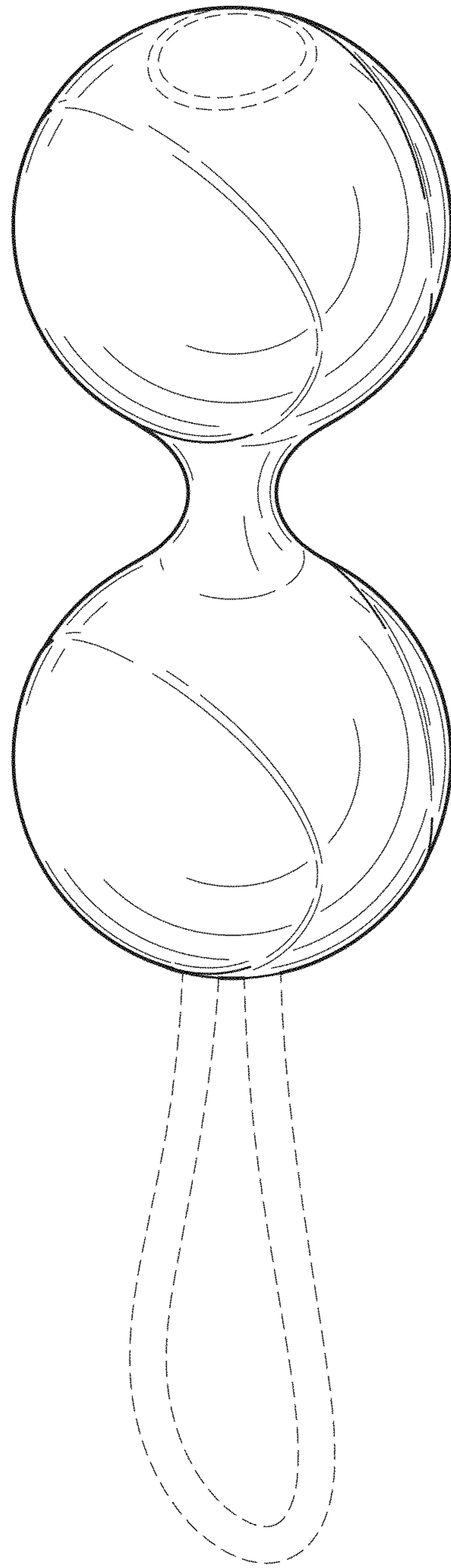


FIG. 8



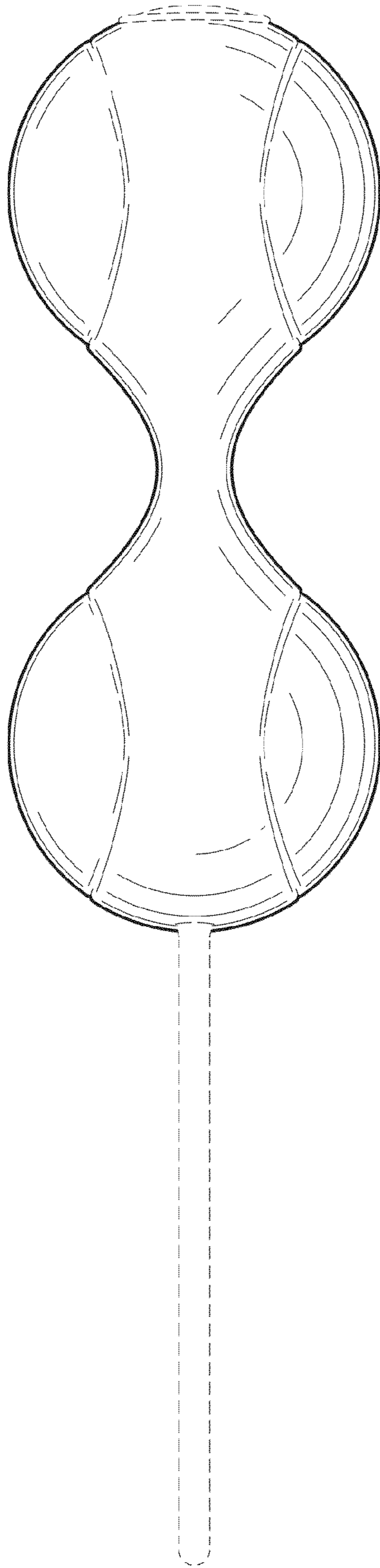


FIG. 9




FIG. 10

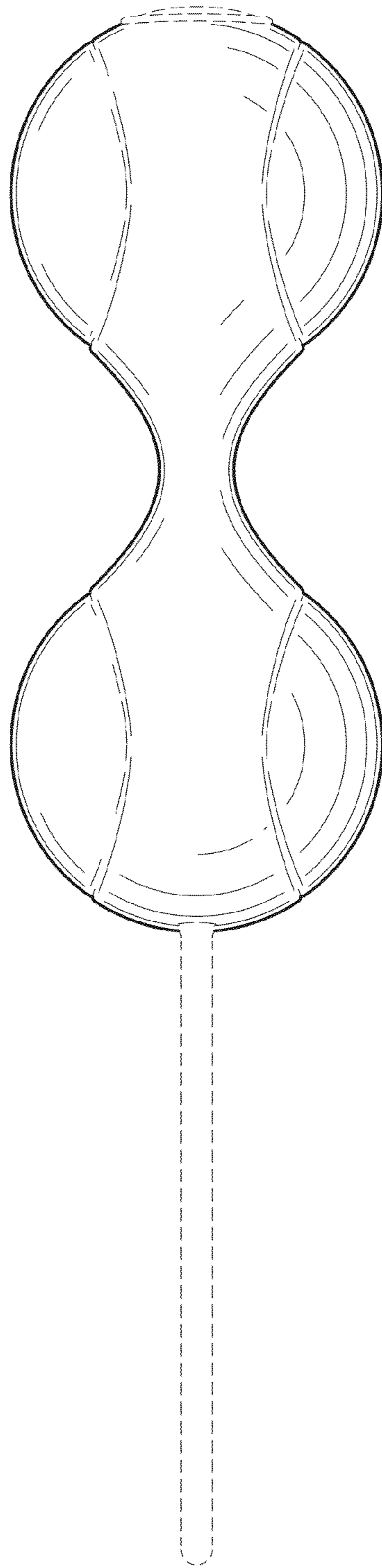


FIG.11

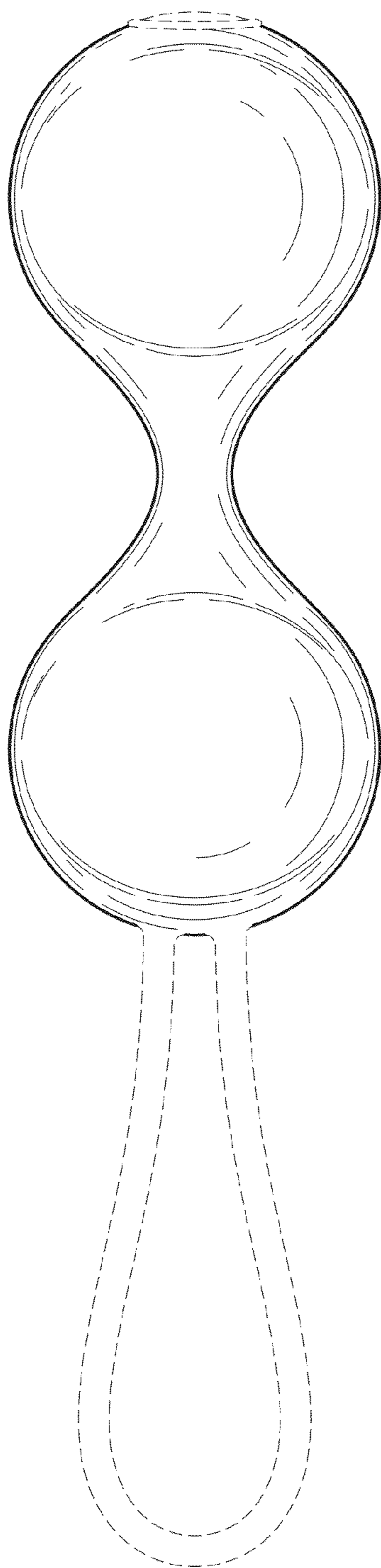


FIG.12

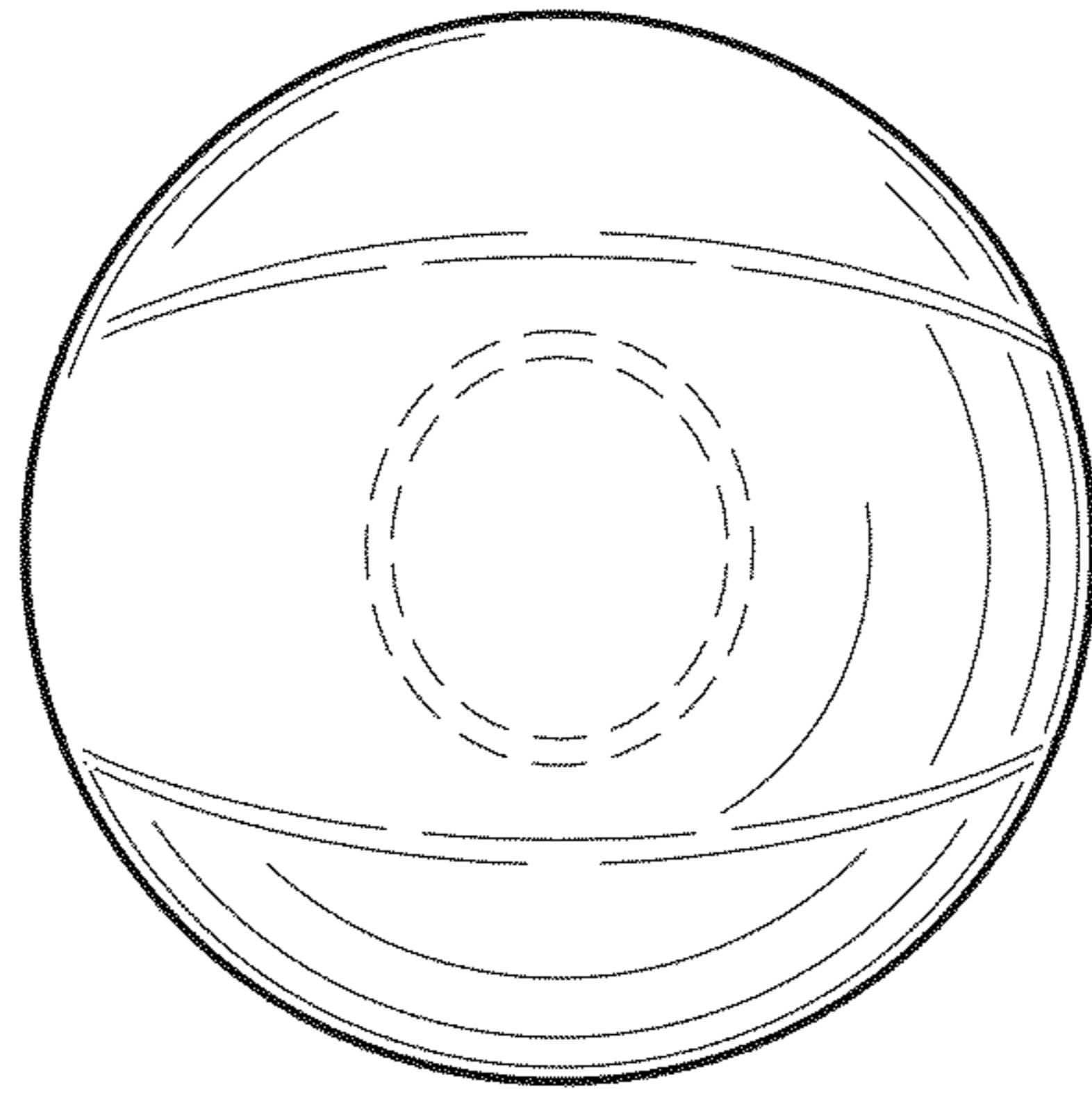


FIG. 13

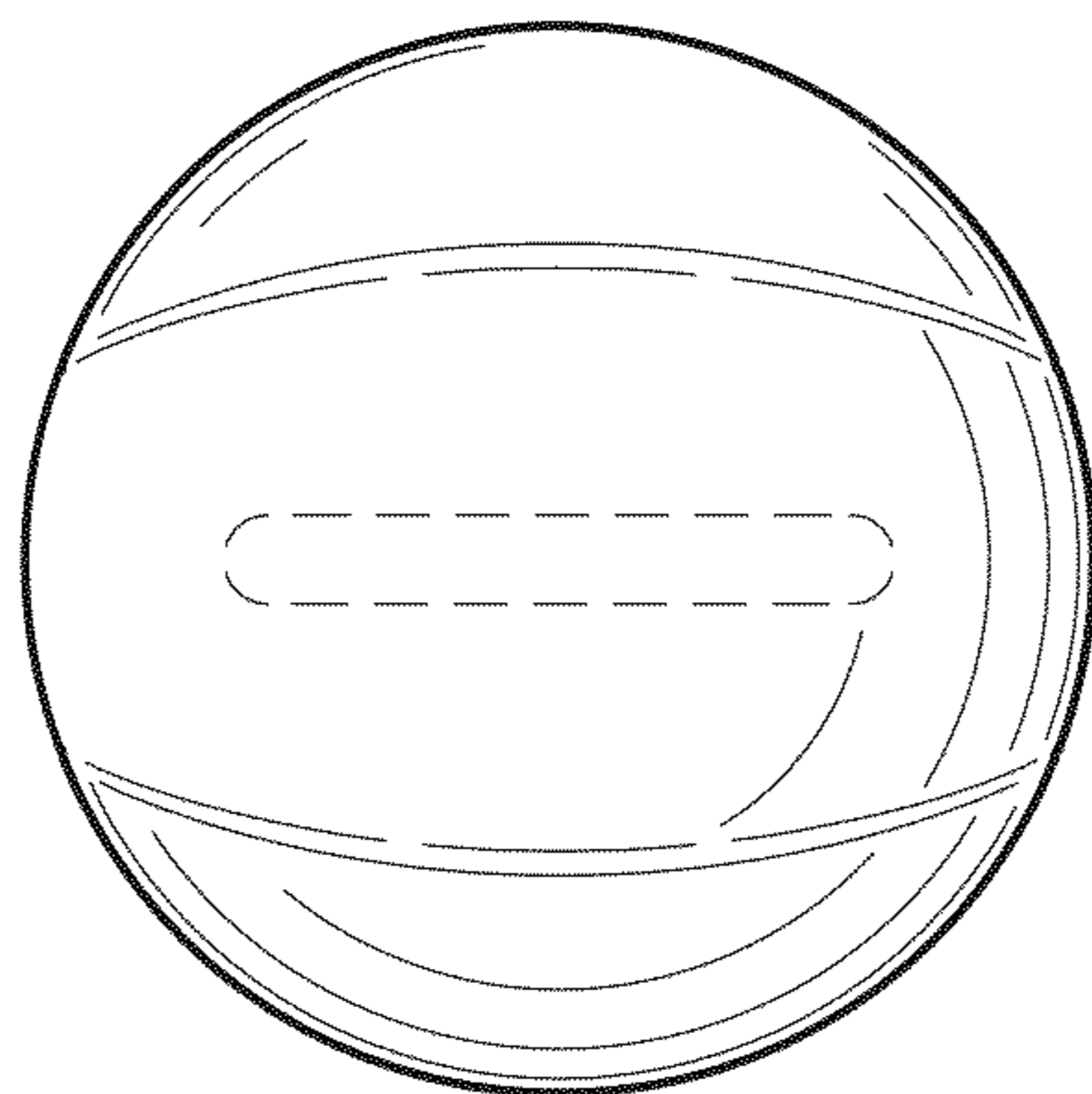


FIG. 14