



US00D712020S

(12) **United States Design Patent**
Thorn

(10) **Patent No.:** **US D712,020 S**

(45) **Date of Patent:** **** Aug. 26, 2014**

(54) **TOILET SEAT LIFTING HANDLE**
(71) Applicant: **Raymond C. Thorn**, Waterbury, CT
(US)
(72) Inventor: **Raymond C. Thorn**, Waterbury, CT
(US)

(**) Term: **14 Years**

(21) Appl. No.: **29/448,993**

(22) Filed: **Mar. 14, 2013**

(51) **LOC (10) Cl.** **23-02**

(52) **U.S. Cl.**
USPC **D23/311**

(58) **Field of Classification Search**
USPC D23/303, 311-312; 4/234, 242.1, 229,
4/426.1; D8/307, 231, 387, 382
See application file for complete search history.

(56) **References Cited**

U.S. PATENT DOCUMENTS

| | | | | |
|-----------|-----|---------|---------------|---------|
| 2,758,315 | A | 8/1956 | Hylton | |
| 5,065,460 | A * | 11/1991 | Currin | 4/229 |
| D325,510 | S * | 4/1992 | Slye | D8/307 |
| 5,341,519 | A * | 8/1994 | Cusenza | 4/246.1 |
| 5,727,258 | A | 3/1998 | Derouin | |
| 5,729,839 | A * | 3/1998 | Bigelow | 4/246.1 |
| D420,436 | S * | 2/2000 | Easley | D23/311 |
| D426,146 | S * | 6/2000 | Bruns et al. | D8/387 |
| 6,634,032 | B1 | 10/2003 | Janik | |
| D503,780 | S * | 4/2005 | Easley et al. | D23/311 |

| | | | | |
|--------------|------|---------|-----------------|---------|
| D507,168 | S | 7/2005 | Richard, Jr. | |
| 6,983,492 | B1 | 1/2006 | Larson | |
| 7,272,863 | B2 | 9/2007 | Pratt | |
| D593,656 | S * | 6/2009 | De Lay | D23/311 |
| D623,506 | S * | 9/2010 | Ghatikar et al. | D8/382 |
| 8,262,383 | B2 * | 9/2012 | Harris et al. | 425/391 |
| 8,628,049 | B2 * | 1/2014 | Ghatikar | 248/201 |
| 2007/0017014 | A1 | 1/2007 | Dismuke | |
| 2009/0205118 | A1 | 8/2009 | Yoo | |
| 2009/0313749 | A1 | 12/2009 | Armstrong | |
| 2011/0214226 | A1 | 9/2011 | Dundas | |

OTHER PUBLICATIONS

WWW.THESHANDLE.COM; The Shandle: Hand Washing Reminders For Kids; internet; Mar. 13, 2013.

* cited by examiner

Primary Examiner — Robert Delehanty

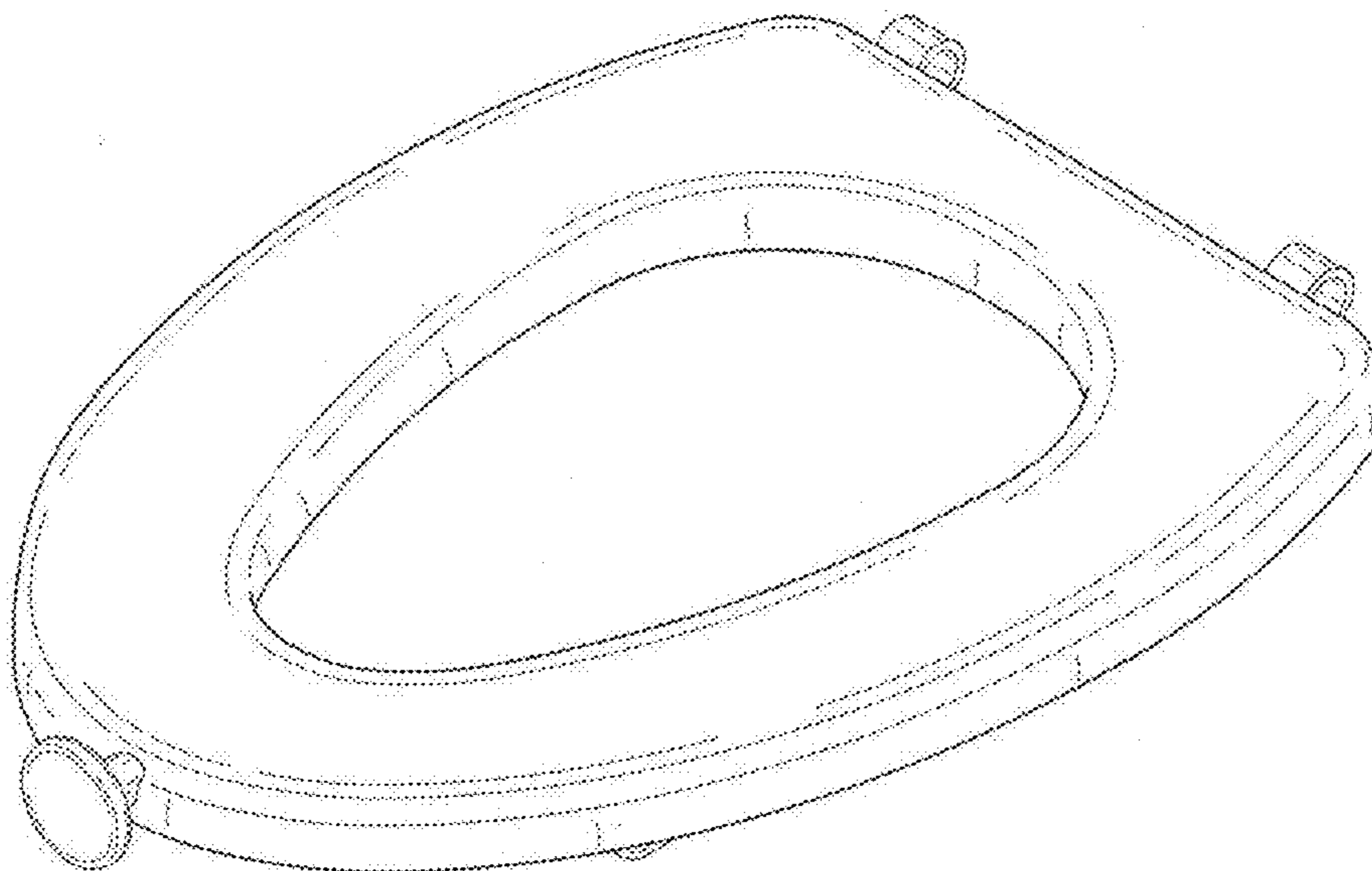
(57) **CLAIM**

The ornamental design for a toilet seat lifting handle, as shown and described.

DESCRIPTION

FIG. 1 is a perspective view of a toilet seat lifting handle showing my new design;
FIG. 2 is a top view thereof;
FIG. 3 is a bottom view thereof;
FIG. 4 is a back view thereof;
FIG. 5 is a front view thereof; and,
FIG. 6 is a side view; opposite side view is a mirror image thereof.

1 Claim, 4 Drawing Sheets



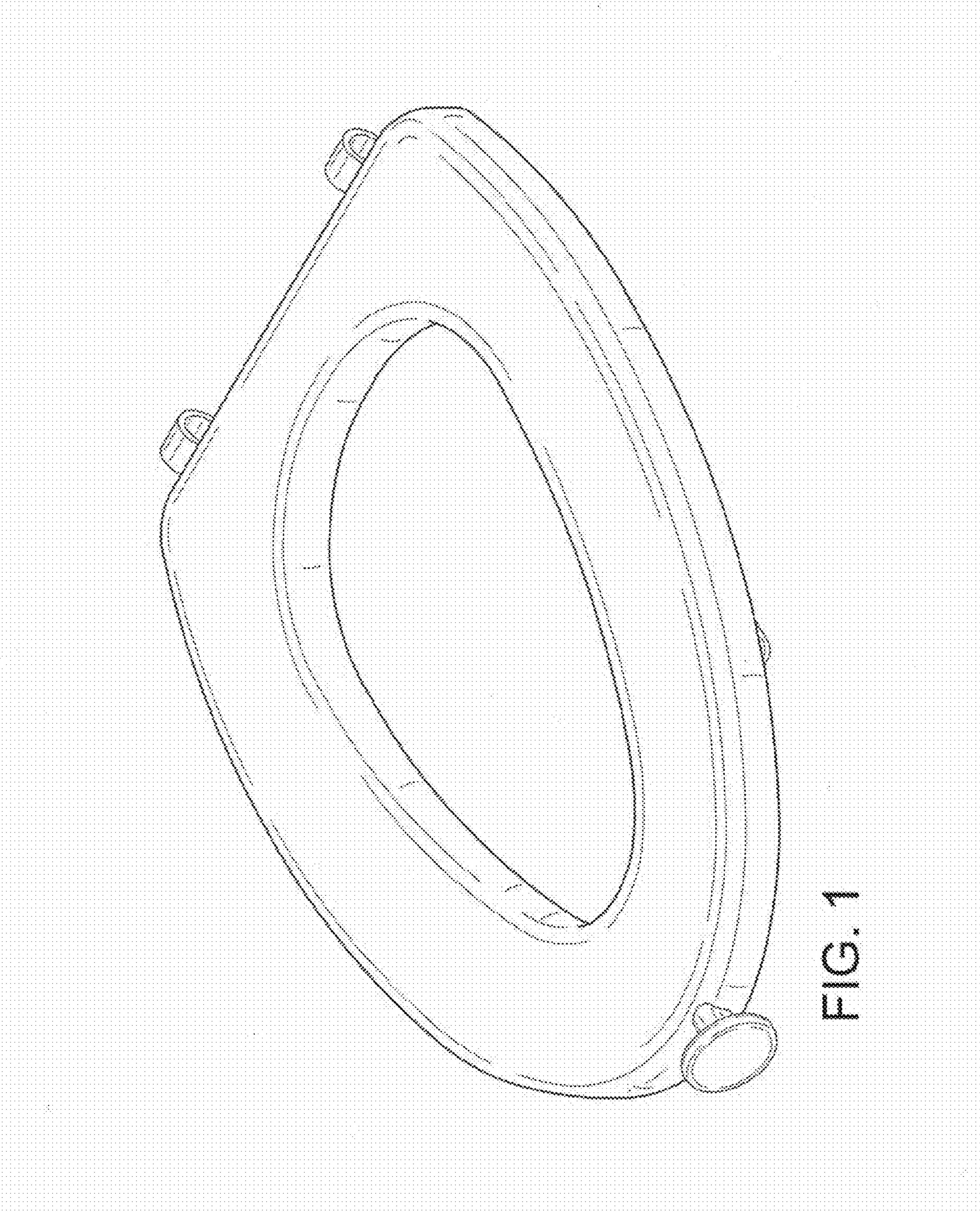


FIG. 1

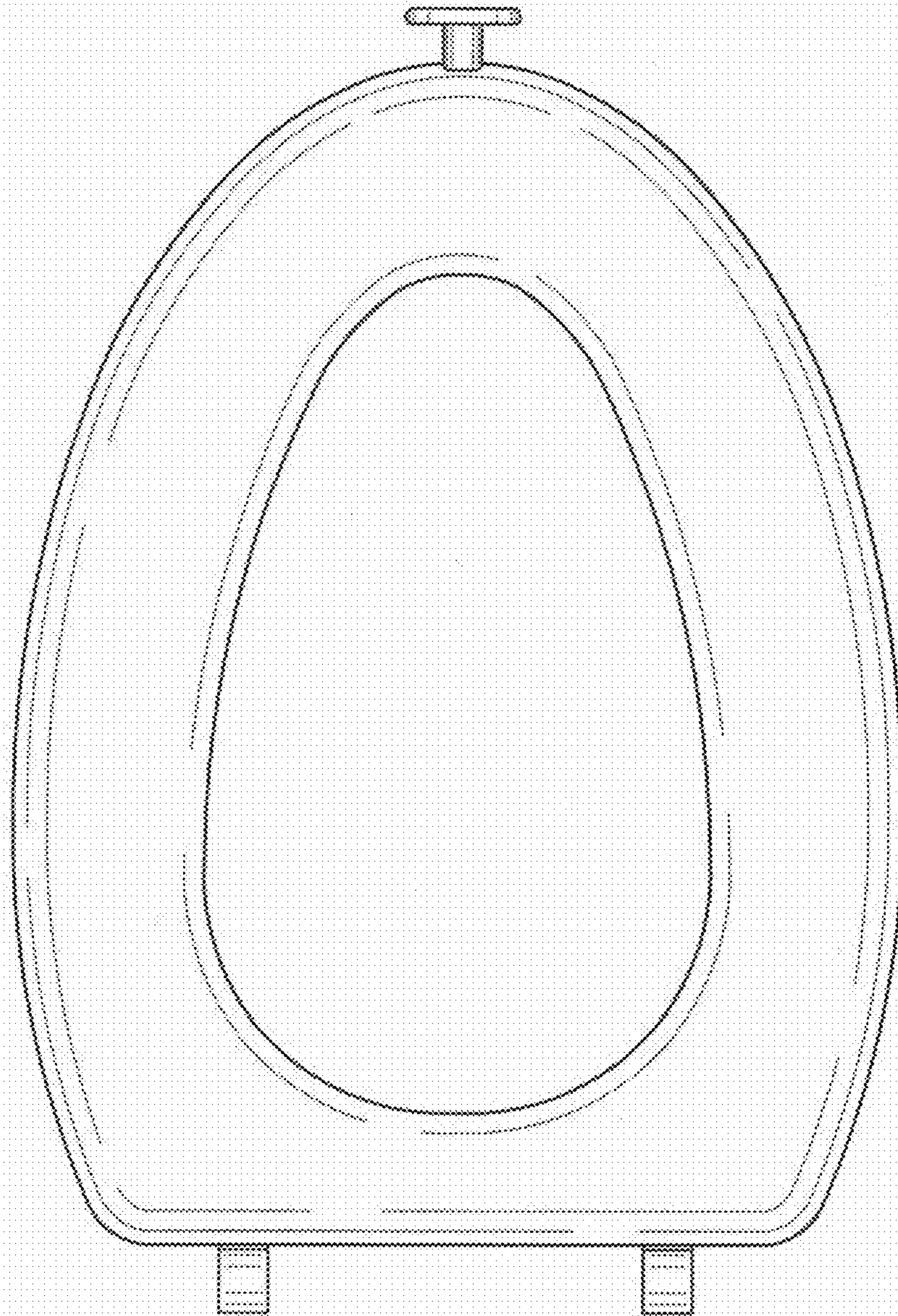


FIG. 2

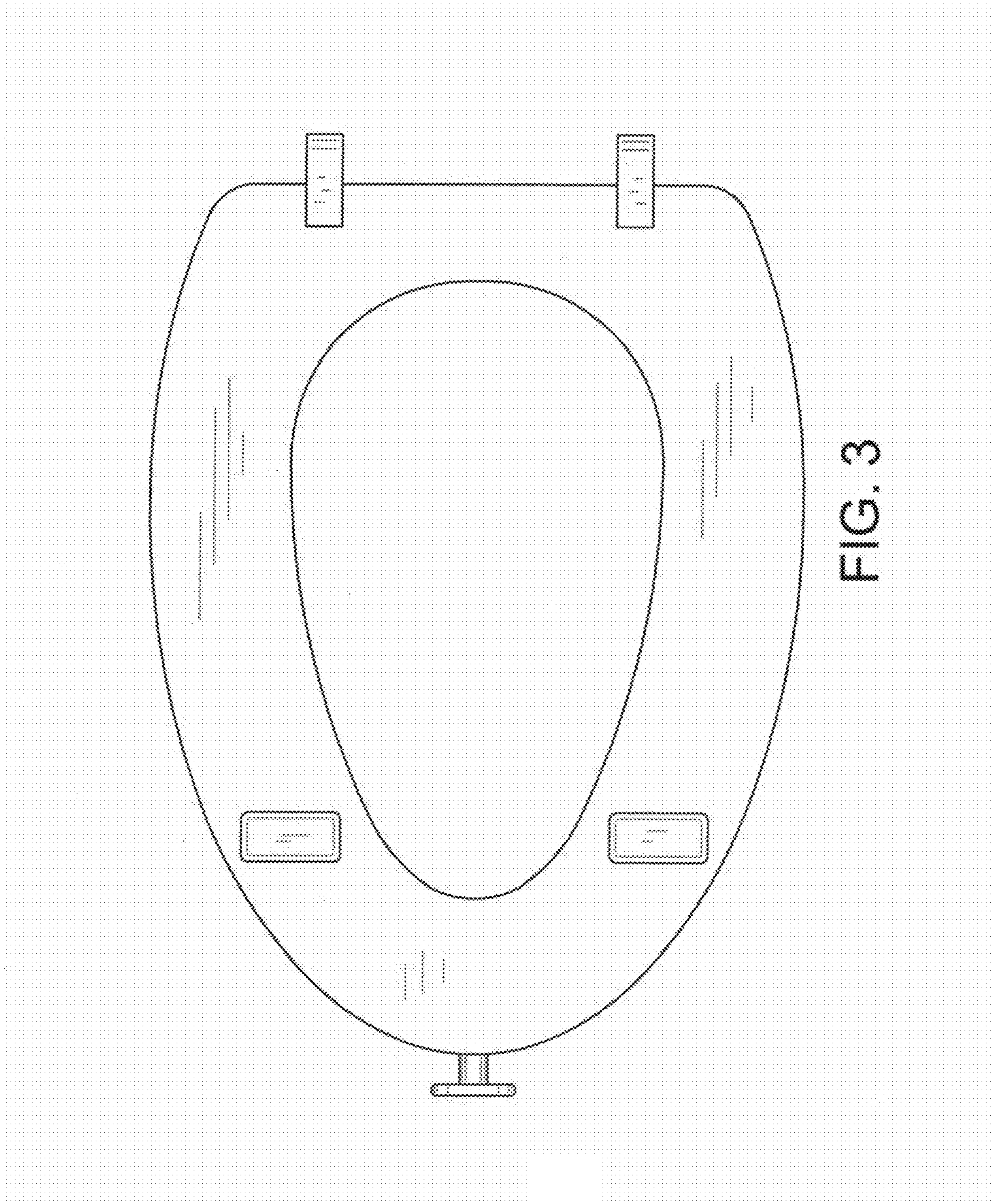


FIG. 3

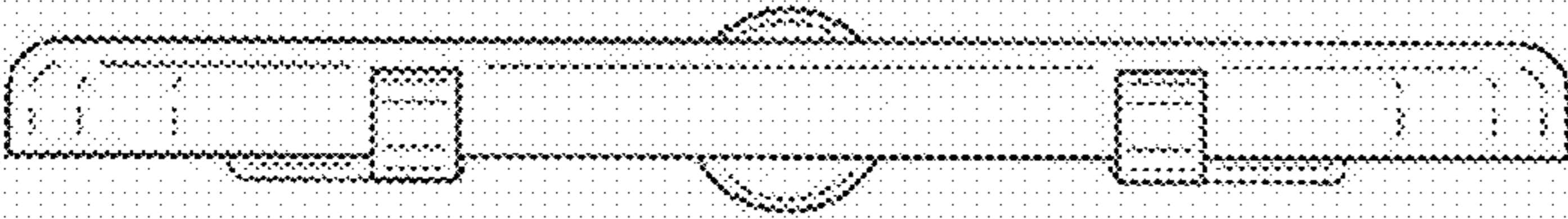


FIG. 4




FIG. 5




FIG. 6