



US00D711997S

(12) **United States Design Patent**
Pescovitz

(10) **Patent No.:** **US D711,997 S**
(45) **Date of Patent:** **** Aug. 26, 2014**

(54) **PERSONAL ENCLOSURE SIDE WITH ROOF**

(71) Applicant: **Eric Frank Pescovitz**, Cincinnati, OH
(US)

(72) Inventor: **Eric Frank Pescovitz**, Cincinnati, OH
(US)

(73) Assignee: **Under The Weather, LLC**, Cincinnati,
OH (US)

(**) Term: **14 Years**

(21) Appl. No.: **29/465,339**

(22) Filed: **Aug. 27, 2013**

D383,188 S	9/1997	Bohart	
D412,959 S *	8/1999	Cung	D21/834
D421,285 S	2/2000	Murphy	
6,071,174 A	6/2000	Yoon	
6,092,544 A	7/2000	Zheng	
D429,307 S	8/2000	Wu et al.	
6,305,396 B1 *	10/2001	Zheng	135/126
6,318,394 B1	11/2001	Zheng	
6,453,923 B2	9/2002	Zheng	
6,851,439 B2	2/2005	Zheng	
6,901,940 B2 *	6/2005	Zheng	135/126
D511,196 S	11/2005	Wehner	
D514,747 S	2/2006	Bertoli et al.	
7,040,333 B1	5/2006	Ransom et al.	
7,137,399 B1	11/2006	Ransom et al.	
7,201,177 B2	4/2007	Anticoli et al.	
D559,140 S *	1/2008	Hilton	D10/113.4
7,484,520 B2	2/2009	Zheng	

(Continued)

Related U.S. Application Data

(62) Division of application No. 29/388,541, filed on Mar.
30, 2011, now Pat. No. Des. 691,689.

(51) **LOC (10) Cl.** **21-04**

(52) **U.S. Cl.**
USPC **D21/834**

(58) **Field of Classification Search**
USPC D21/834-838; D25/16; D32/36, 37;
D3/305; 135/115, 123-126, 128,
135/135-137, 143, 900, 902

See application file for complete search history.

(56) **References Cited**

U.S. PATENT DOCUMENTS

D237,964 S	12/1975	Choponis
D250,687 S	1/1979	Robelen
4,582,062 A	4/1986	Albini
D285,880 S	9/1986	Griesenbeck
4,719,935 A	1/1988	Gustafson
D313,830 S	1/1991	Foust
5,080,119 A	1/1992	Scherer
D326,495 S	5/1992	Pearce
D366,305 S	1/1996	Roehler
D381,058 S	7/1997	Lowenthal

Primary Examiner — Cynthia M Chin

(74) *Attorney, Agent, or Firm* — Taft Stettinius & Hollister
LLP; Stephen Rost

(57) **CLAIM**

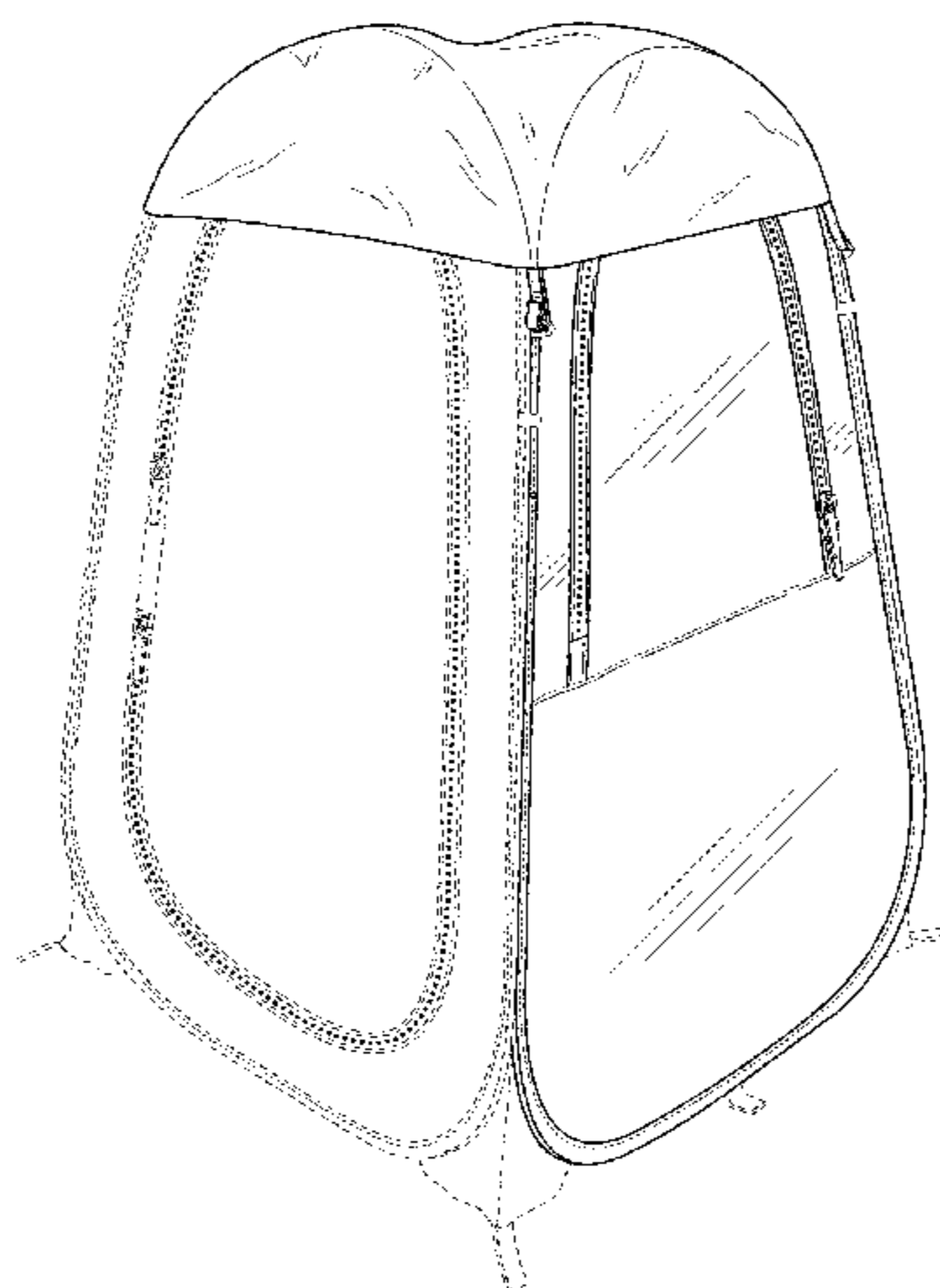
I claim the ornamental design for a personal enclosure side
with roof, as shown and described.

DESCRIPTION

FIG. 1 is an elevated perspective view of a personal enclosure
side with a roof, showing my new design, from the left front;
FIG. 2 is a frontal view thereof;
FIG. 3 is a rear view thereof;
FIG. 4 is a left profile view thereof;
FIG. 5 is a right profile view thereof;
FIG. 6 is a top view thereof; and,
FIG. 7 is a bottom view thereof.

The broken lines shown within the claimed side of the per-
sonal enclosure represents stitching which forms a part of the
claim. All other broken lines represent the environment in
which the article resides and form no part of the claimed
design.

1 Claim, 4 Drawing Sheets



US D711,997 S

Page 2

(56)

References Cited

U.S. PATENT DOCUMENTS

D610,217 S *	2/2010	Krueger	D21/836	D691,688 S	10/2013	Pescovitz	
D617,838 S	6/2010	Jedlicka		D691,689 S	10/2013	Pescovitz	
D617,841 S *	6/2010	Jedlicka	D20/10	D691,690 S	10/2013	Pescovitz	
				2004/0159347 A1	8/2004	Brown et al.	
				2005/0081903 A1*	4/2005	Wang	135/126

* cited by examiner

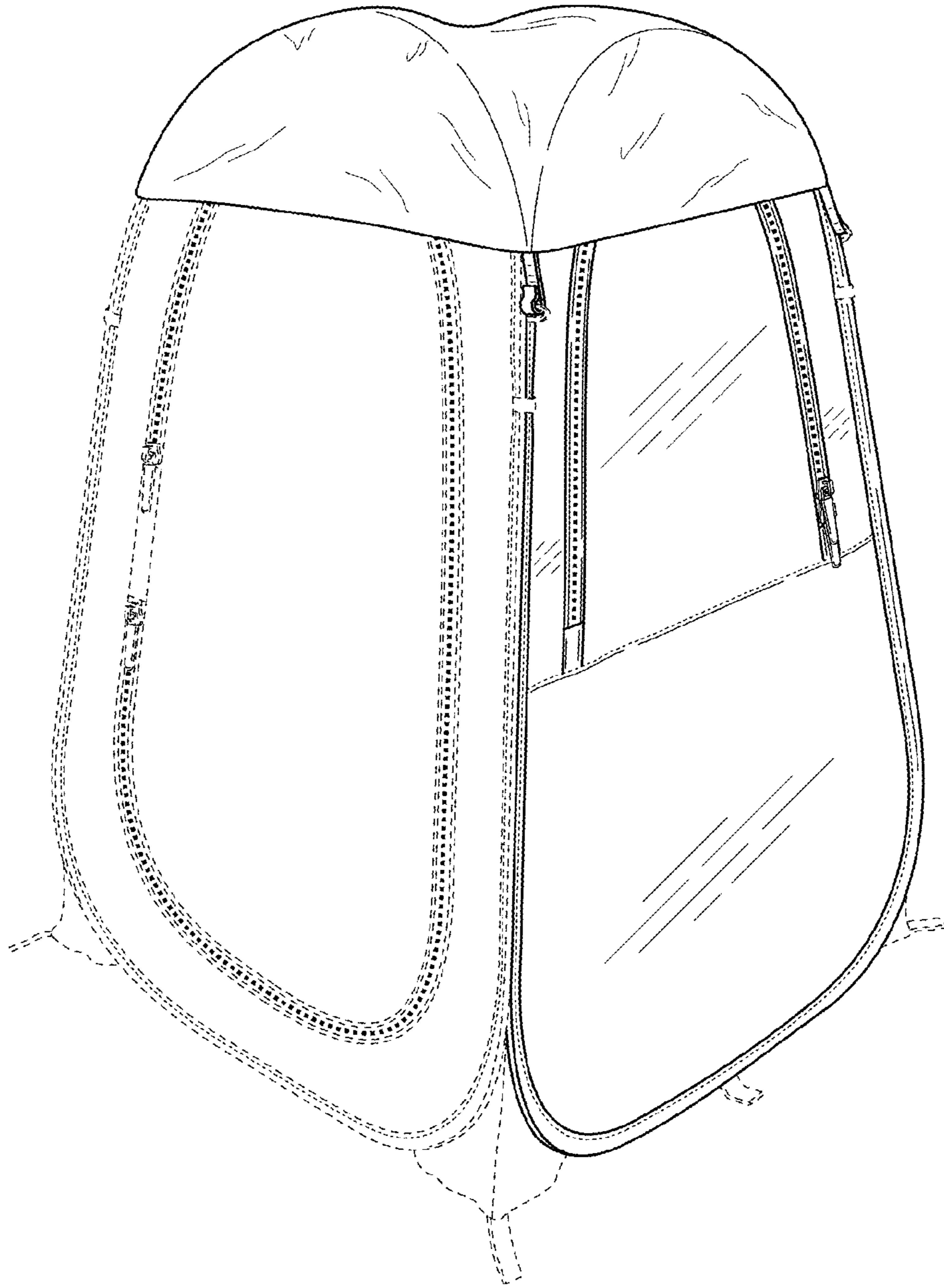


FIG. 1

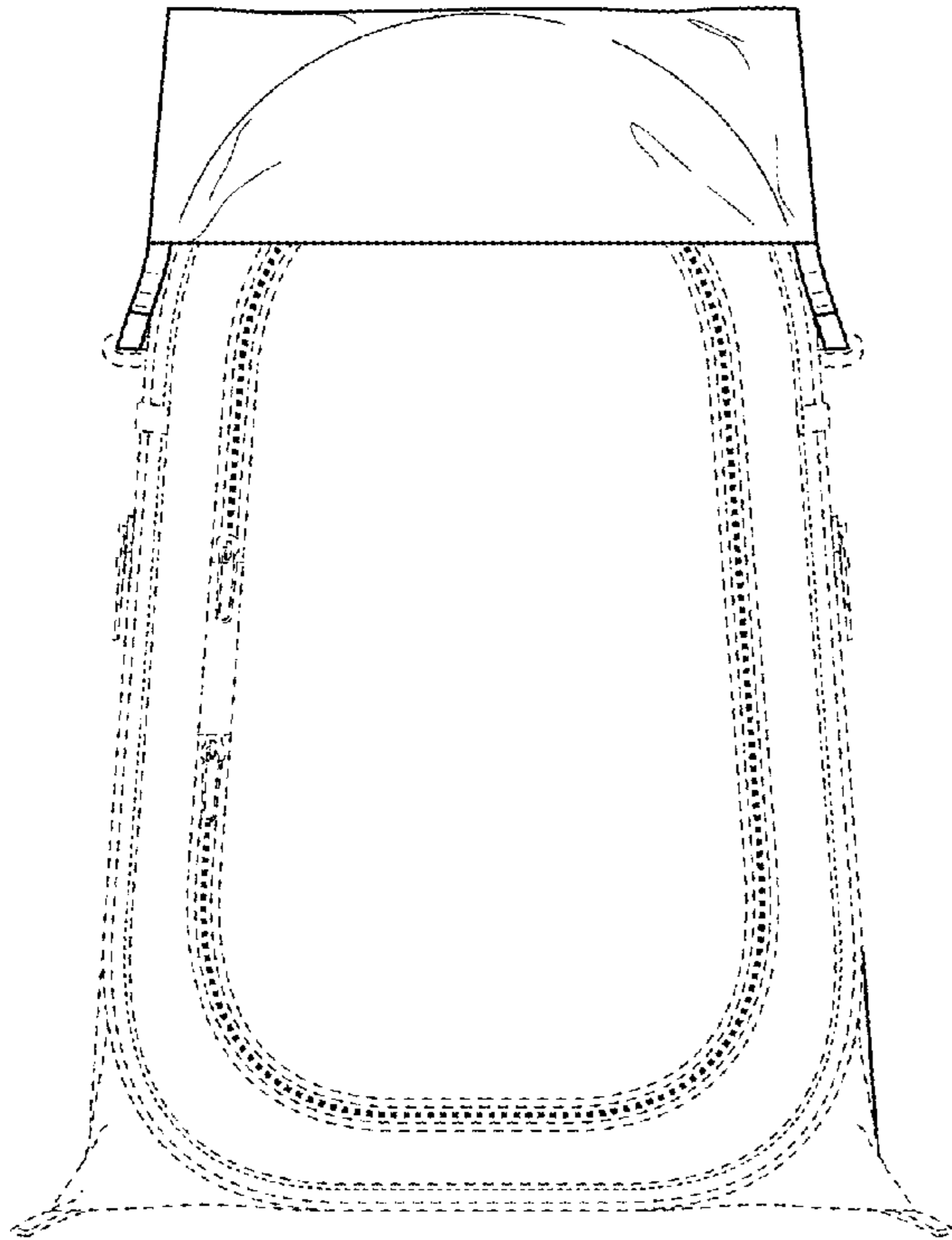


FIG. 2

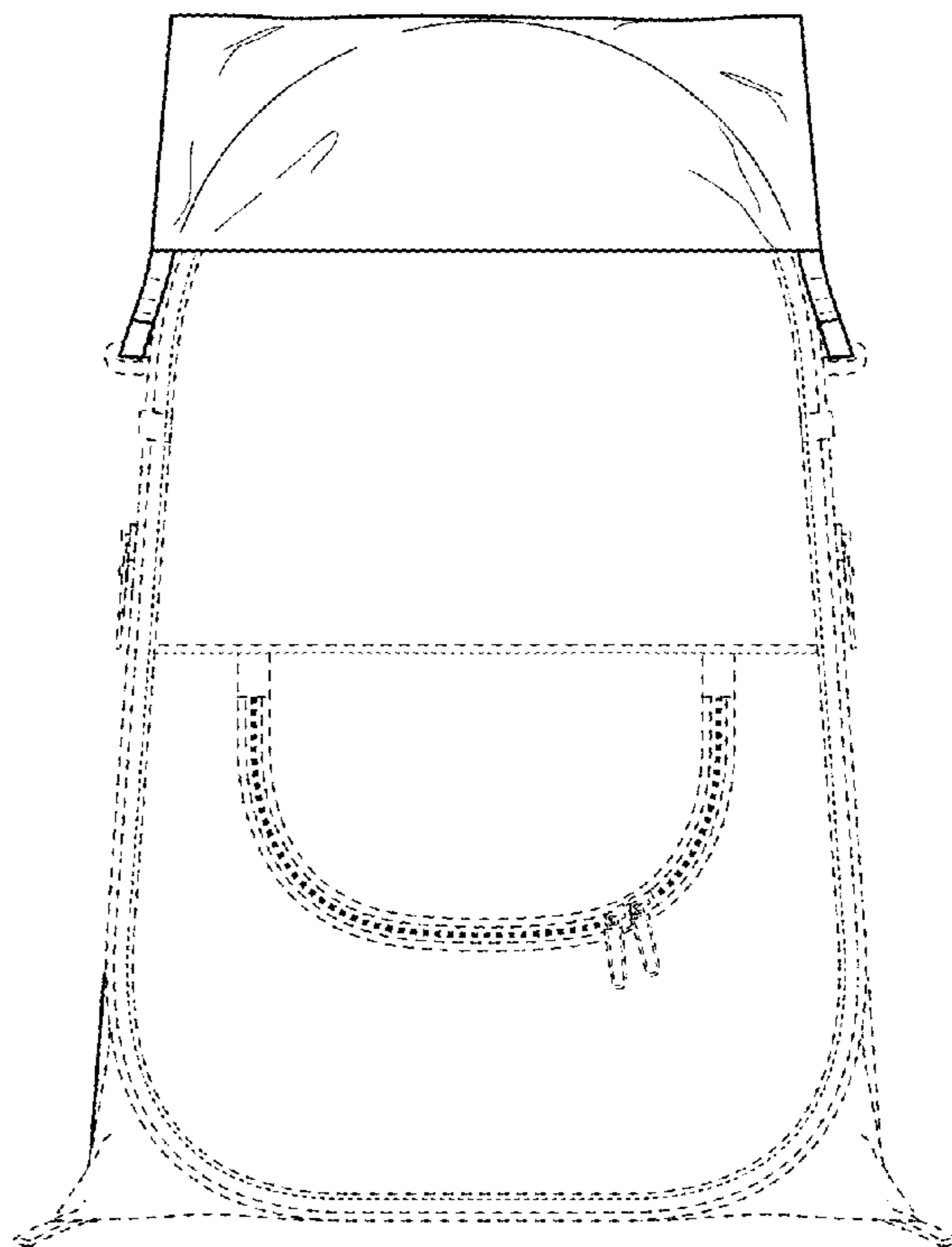


FIG. 3

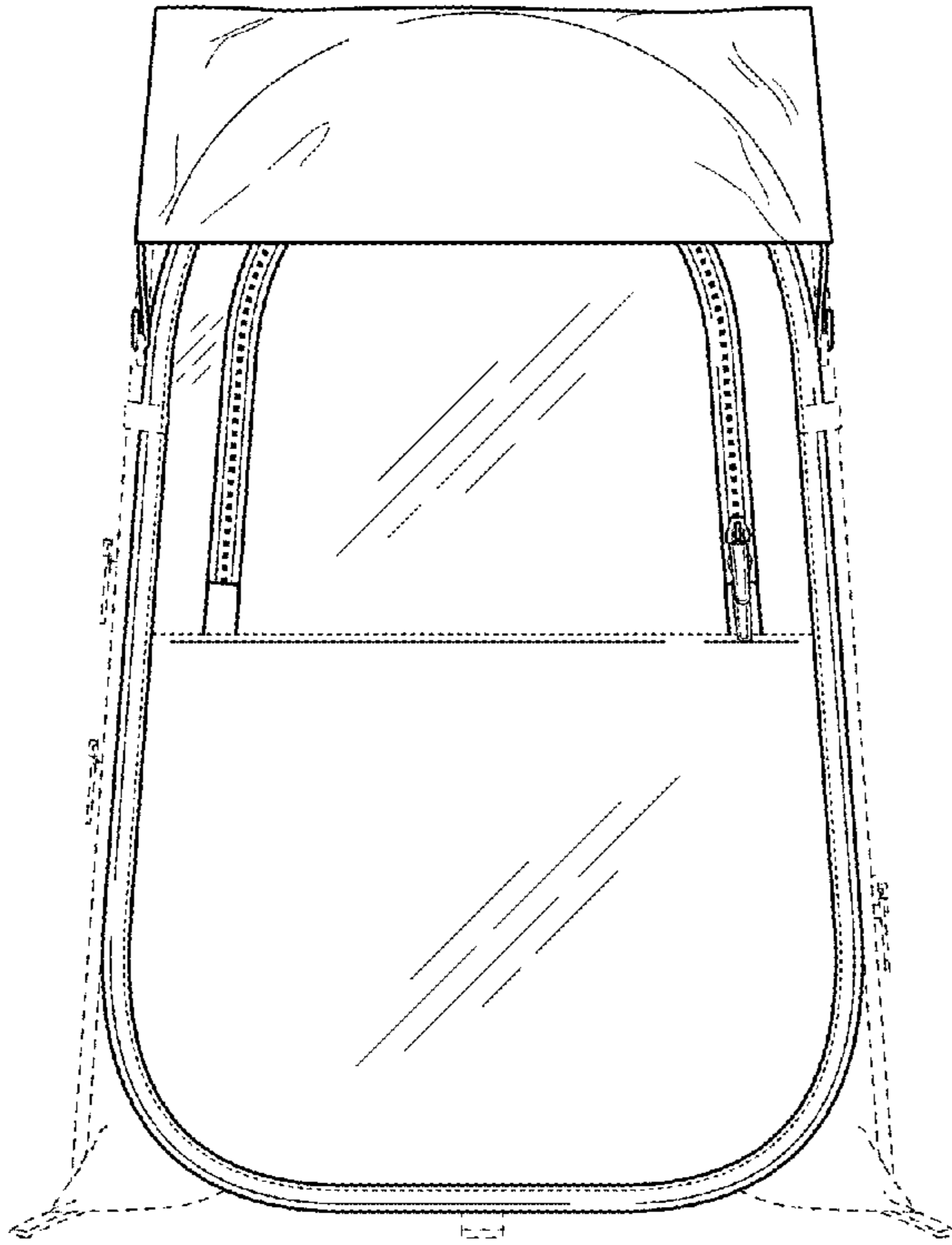


FIG. 4

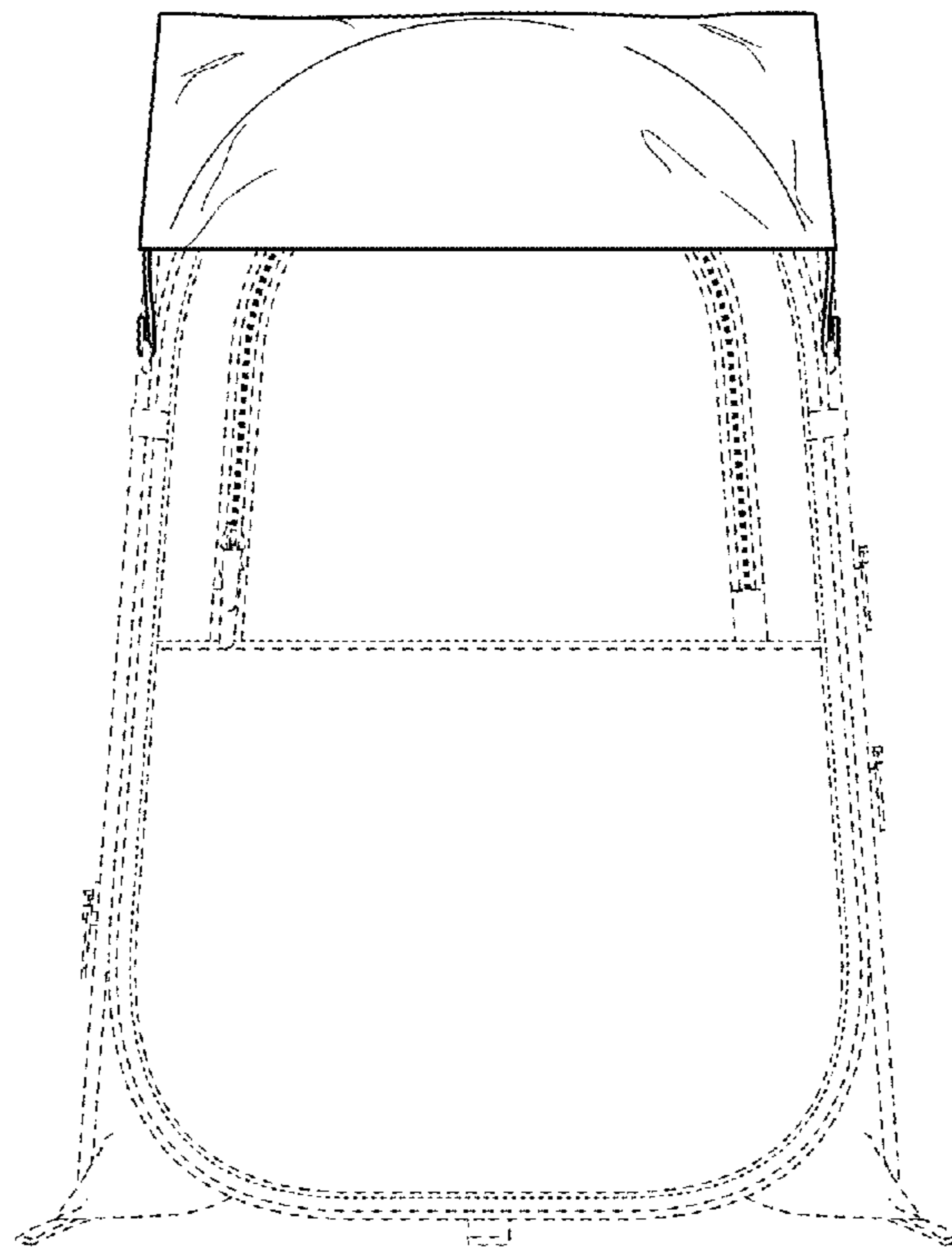


FIG. 5

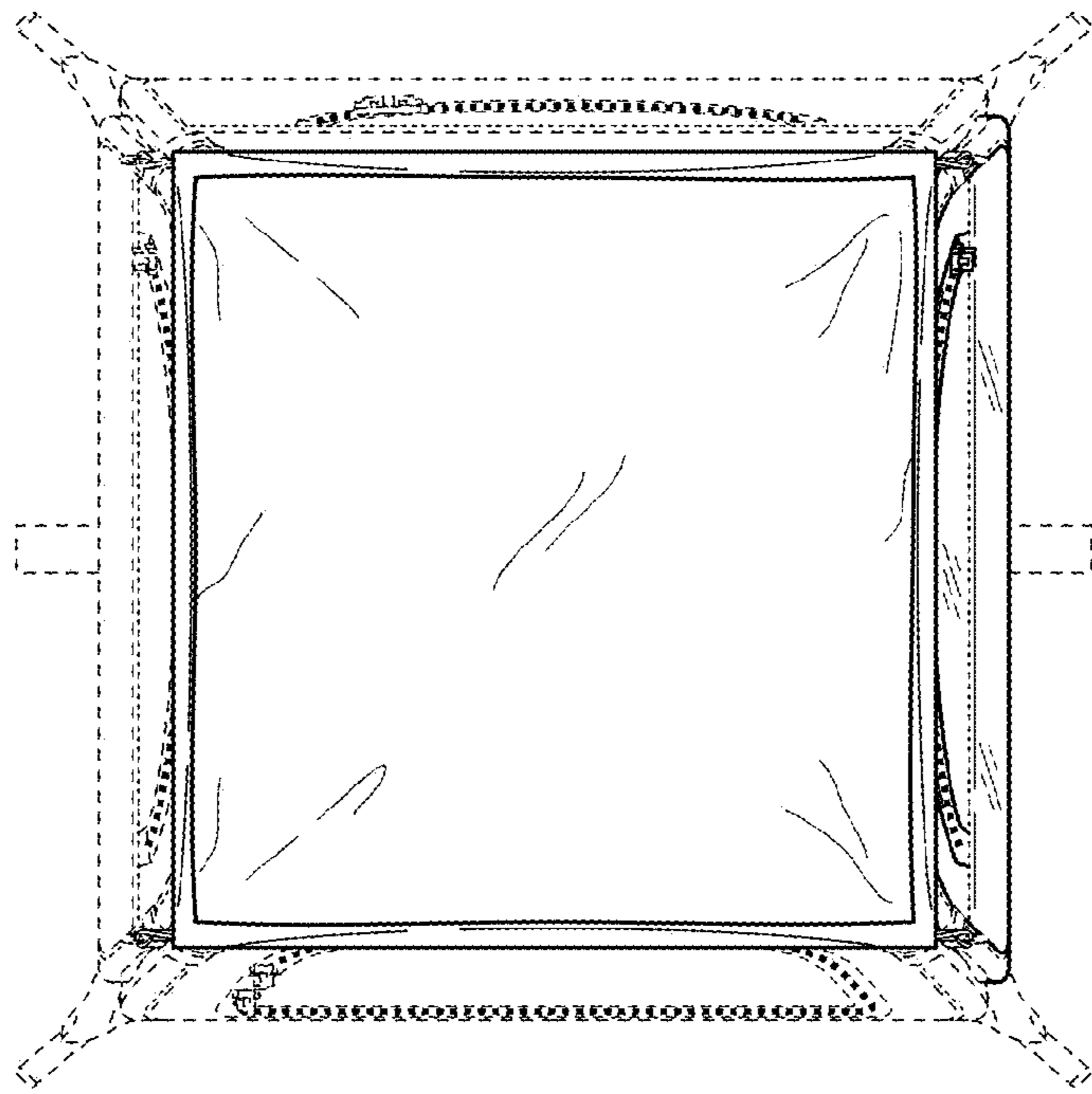


FIG. 6

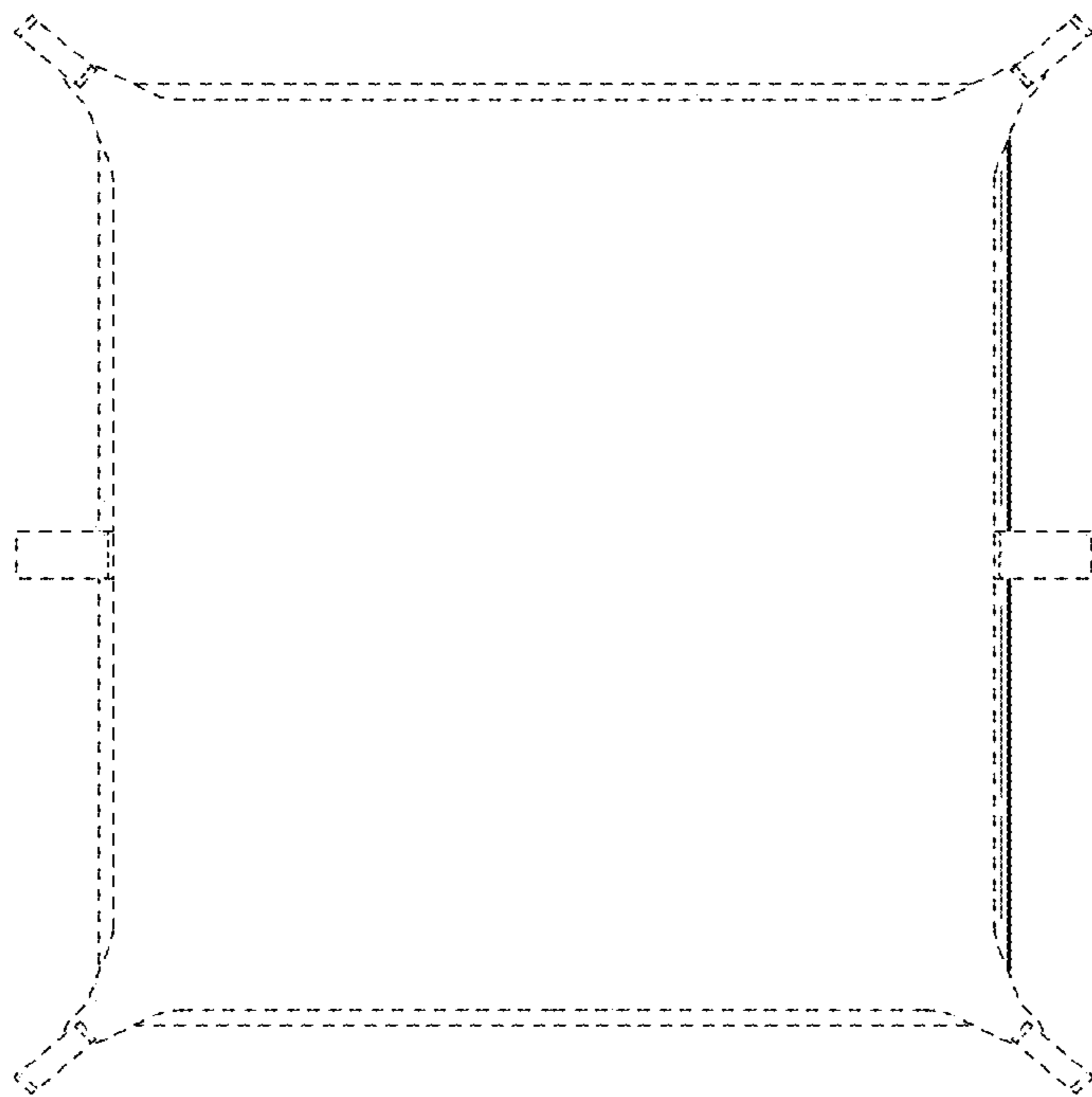


FIG. 7