



US00D711995S

(12) **United States Design Patent**
Hudson

(10) **Patent No.:** **US D711,995 S**

(45) **Date of Patent:** **** Aug. 26, 2014**

(54) **WAVE-BOARD**

(71) Applicant: **James Keith Hudson**, Berlin, MD (US)

(72) Inventor: **James Keith Hudson**, Berlin, MD (US)

(73) Assignee: **Sunspecs of Ocean City, Inc.**, Berlin, MD (US)

(**) Term: **14 Years**

(21) Appl. No.: **29/438,849**

(22) Filed: **Dec. 4, 2012**

(51) **LOC (10) Cl.** **21-02**

(52) **U.S. Cl.**
USPC **D21/769**

(58) **Field of Classification Search**

USPC D21/769-770, 801, 803, 809; 114/253,
114/345-346; 441/35, 66, 74, 40-42,
441/129-132; 472/128-129; D12/5, 6, 316
See application file for complete search history.

(56) **References Cited**

U.S. PATENT DOCUMENTS

D305,145 S * 12/1989 Shanelec D21/769
D305,349 S * 1/1990 Shanelec D21/769

5,238,434 A * 8/1993 Moran 441/74
5,460,558 A * 10/1995 Woodstock 441/74
D455,186 S * 4/2002 Koester D21/769
6,863,583 B2 * 3/2005 Takahashi 441/74
7,226,329 B2 * 6/2007 Railey 441/74
7,316,597 B2 * 1/2008 Skeddeski 441/65
8,330,029 B2 * 12/2012 Dunlop 84/320

* cited by examiner

Primary Examiner — Zenia Bennett

(74) *Attorney, Agent, or Firm* — Lowe Hauptman & Ham, LLP

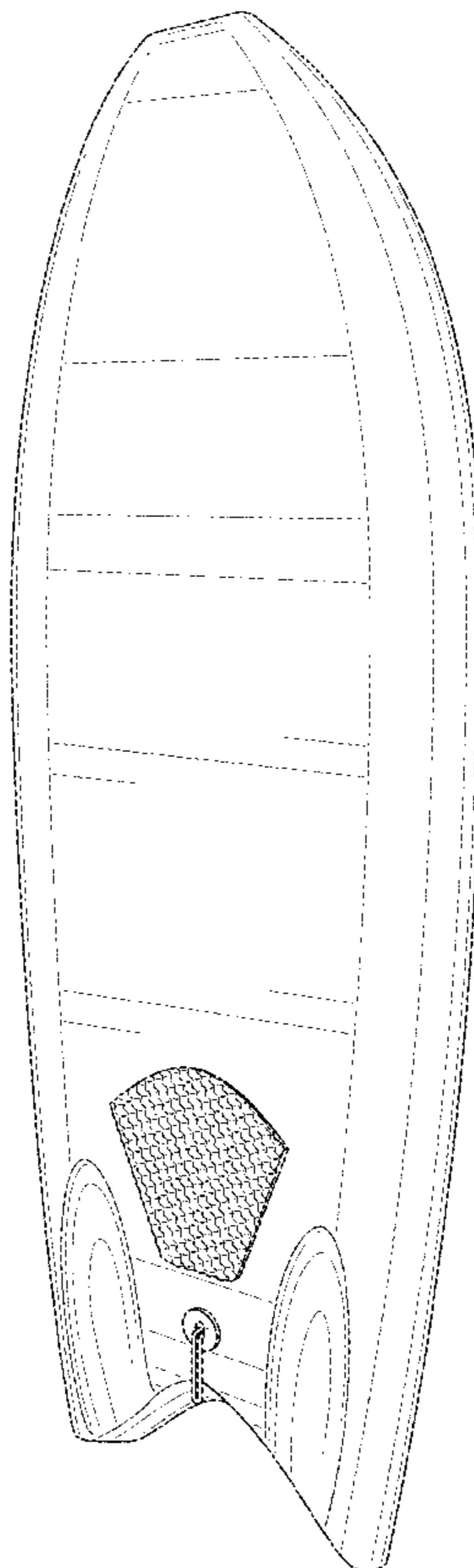
(57) **CLAIM**

The ornamental design for a wave-board, as shown.

DESCRIPTION

FIG. 1 is a perspective view of the wave-board;
FIG. 2 is a bottom perspective view thereof;
FIG. 3 is a top view thereof;
FIG. 4 is a bottom view thereof;
FIG. 5 is a right side view thereof;
FIG. 6 is a left side view thereof;
FIG. 7 is a front view thereof; and,
FIG. 8 is a rear view thereof.

1 Claim, 6 Drawing Sheets



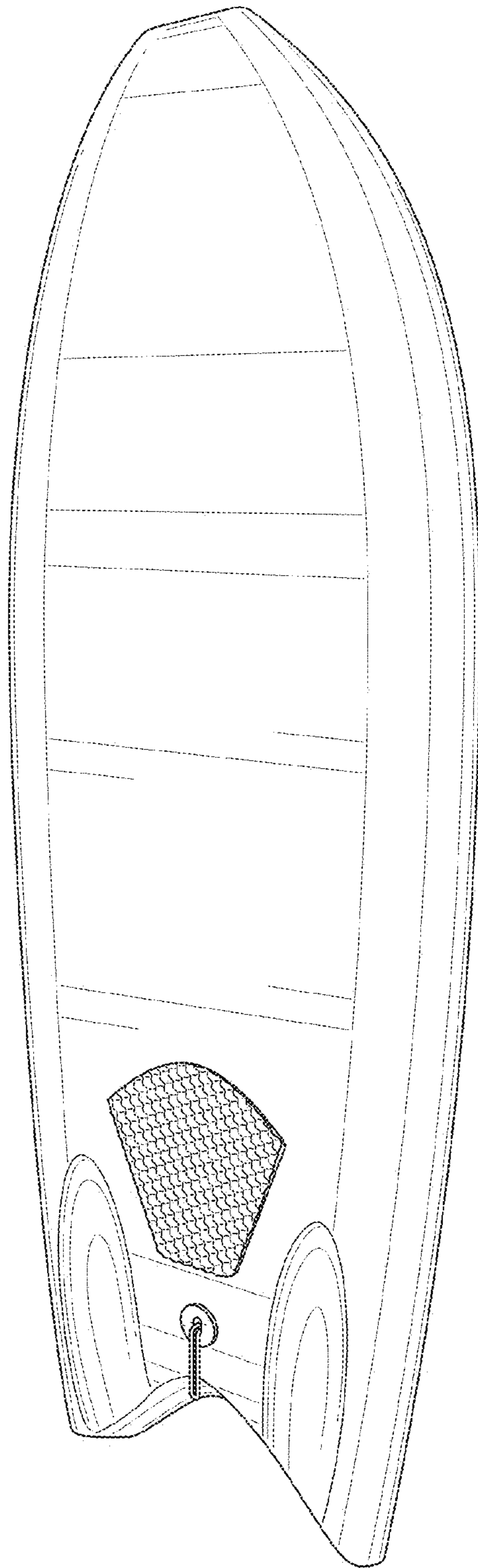


FIG. 1

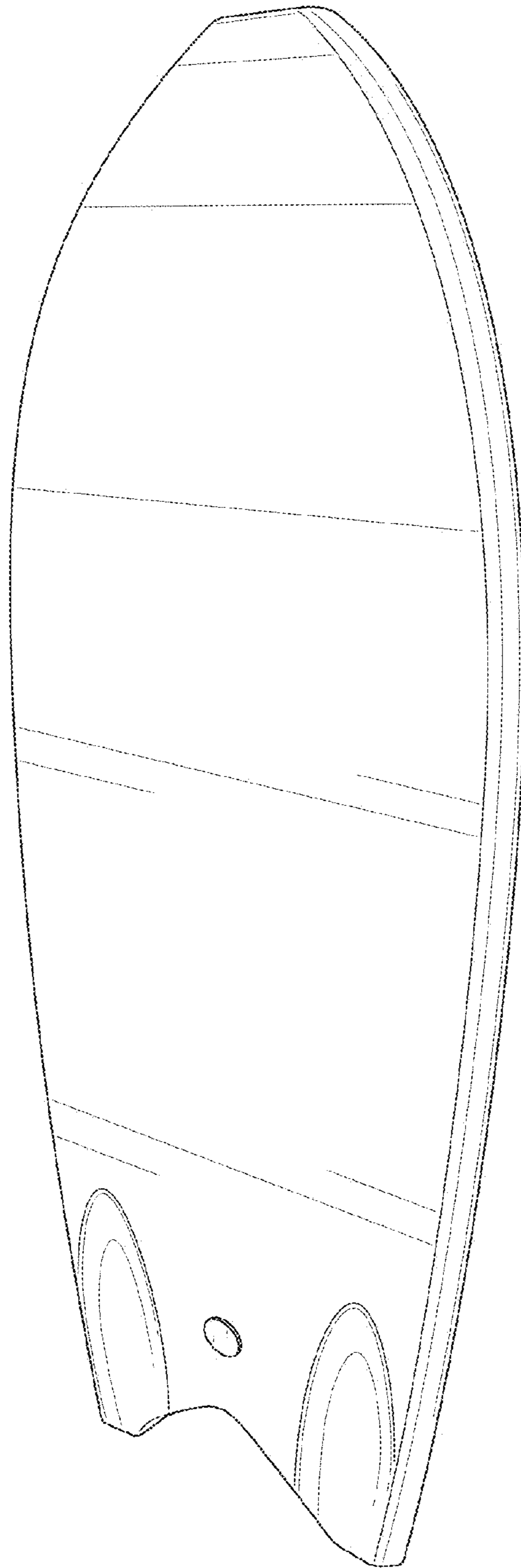


FIG. 2




FIG. 3




FIG. 4




FIG. 5




FIG. 6




FIG. 7



FIG. 8