



US00D711986S

(12) **United States Design Patent**
Russotti

(10) **Patent No.:** **US D711,986 S**

(45) **Date of Patent:** **** Aug. 26, 2014**

(54) **SPORTS TRAINING DEVICE**

(71) Applicant: **Jeremy Russotti**, Windsor, CA (US)

(72) Inventor: **Jeremy Russotti**, Windsor, CA (US)

(**) Term: **14 Years**

(21) Appl. No.: **29/433,046**

(22) Filed: **Sep. 25, 2012**

(51) **LOC (10) Cl.** **20-02**

(52) **U.S. Cl.**
USPC **D21/694**

(58) **Field of Classification Search**
USPC D21/662, 692, 694, 684; D8/354, 355,
D8/367; 482/121, 122, 123, 124, 125, 126
See application file for complete search history.

(56) **References Cited**

U.S. PATENT DOCUMENTS

4,815,731	A *	3/1989	Suarez et al.	482/124
D301,271	S *	5/1989	Greenfeld et al.	D21/692
D346,632	S *	5/1994	Castellanos	D21/692
5,704,856	A *	1/1998	Morse	473/422
D396,077	S *	7/1998	Heine	D21/662
7,175,574	B2 *	2/2007	Carmel et al.	482/124
D605,027	S *	12/2009	Leung	D8/367
D643,886	S *	8/2011	Kassel	D21/662
D652,882	S *	1/2012	Nagel et al.	D21/781
D657,008	S *	4/2012	Markovic	D21/662
D659,516	S *	5/2012	Schoen et al.	D8/355
D680,078	S *	4/2013	Richards et al.	D13/147

* cited by examiner

Primary Examiner — Phillip S Hyder

(74) *Attorney, Agent, or Firm* — Welsh Flaxman & Gitler LLC

(57) **CLAIM**

The ornamental design for a sports training device, as shown and described.

DESCRIPTION

FIG. 1 is a side perspective view of the sports training device viewed from the right side and above a longitudinal plane in which the sports training device lies, wherein the opposite side perspective view is a mirror image thereof.

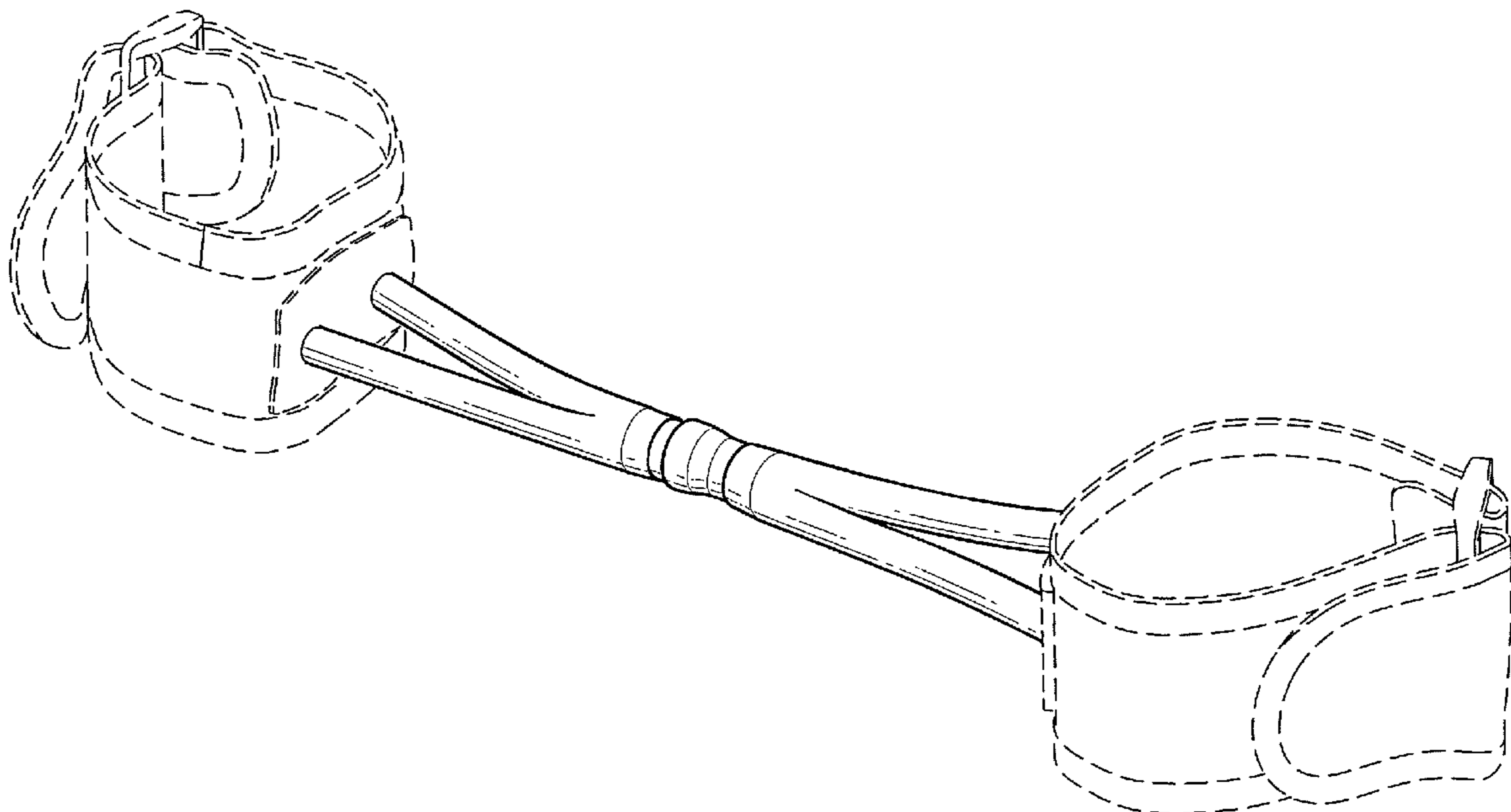
FIG. 2 is a side perspective view of the sports training device shown in FIG. 1 viewed from the left side and below the longitudinal plane in which the sports training device lies, wherein the opposite side perspective view is a mirror image thereof.

FIG. 3 is the side perspective view shown in FIG. 1 with one side of the sports training device detached from the second side; and,

FIG. 4 is the side perspective view shown in FIG. 2 with one side of the sports training device detached from the second side.

The broken lines shown in the drawings illustrate portions of the sports training device that forms no part of the claimed design.

1 Claim, 4 Drawing Sheets



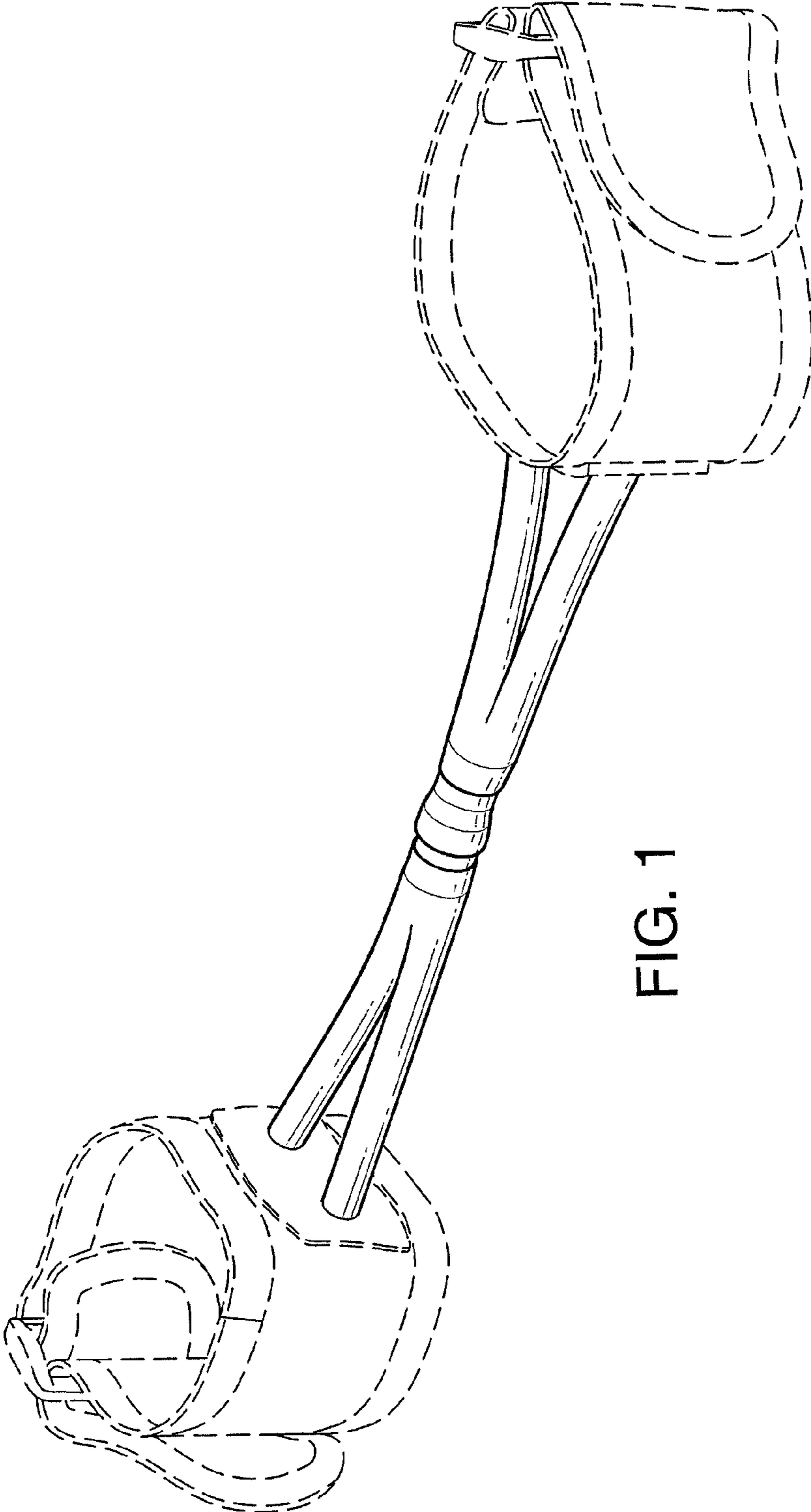


FIG. 1

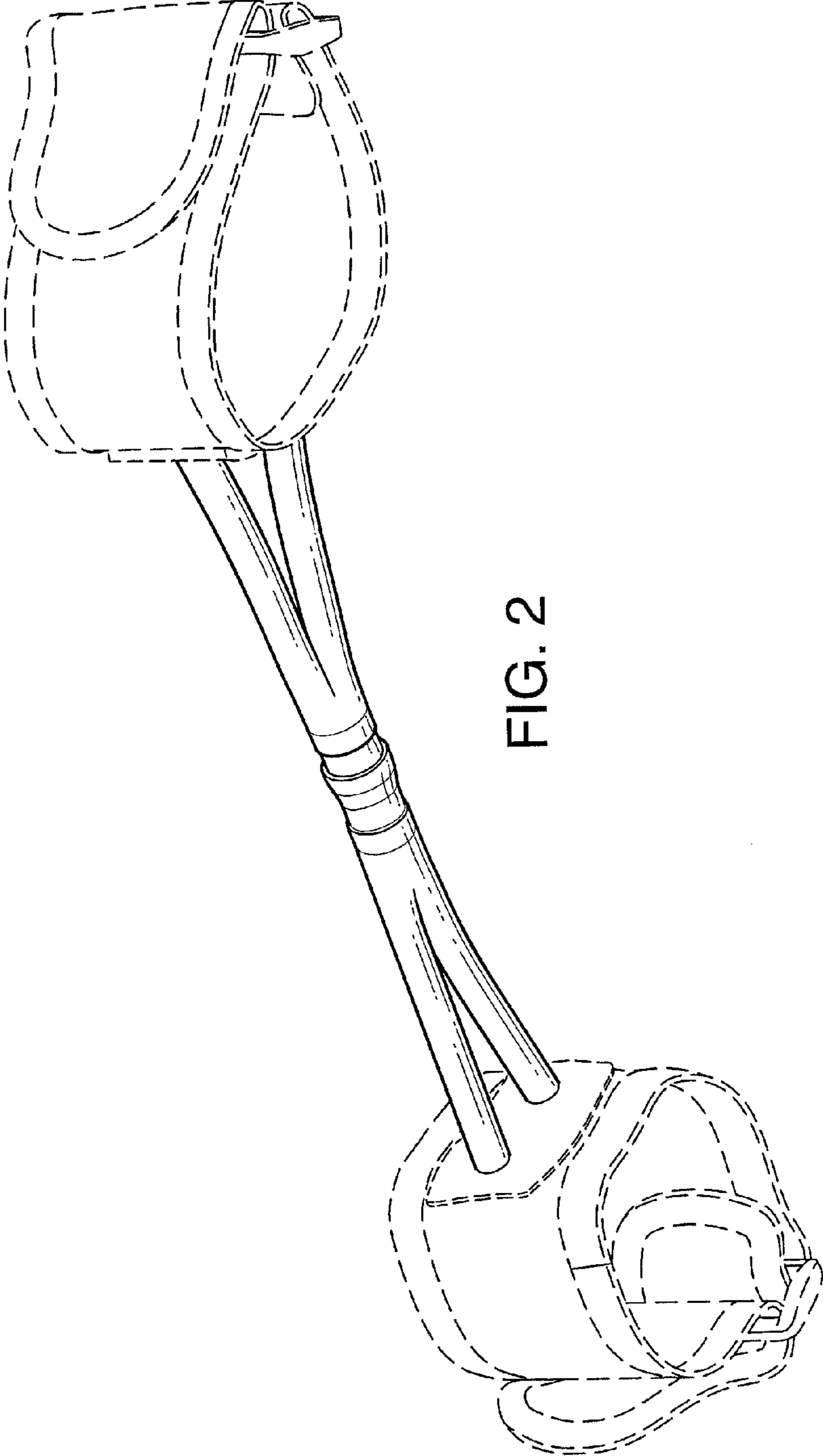


FIG. 2

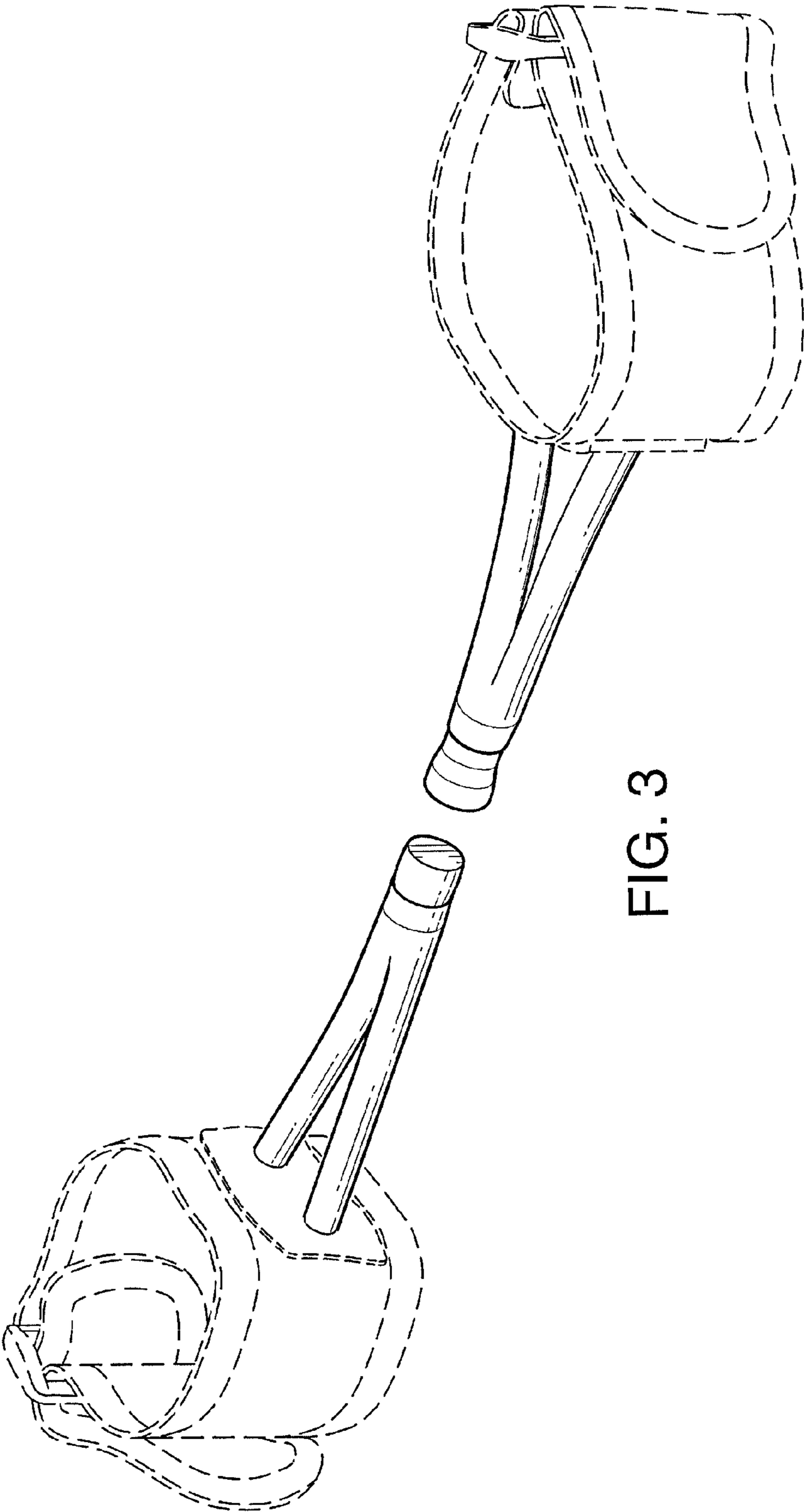


FIG. 3

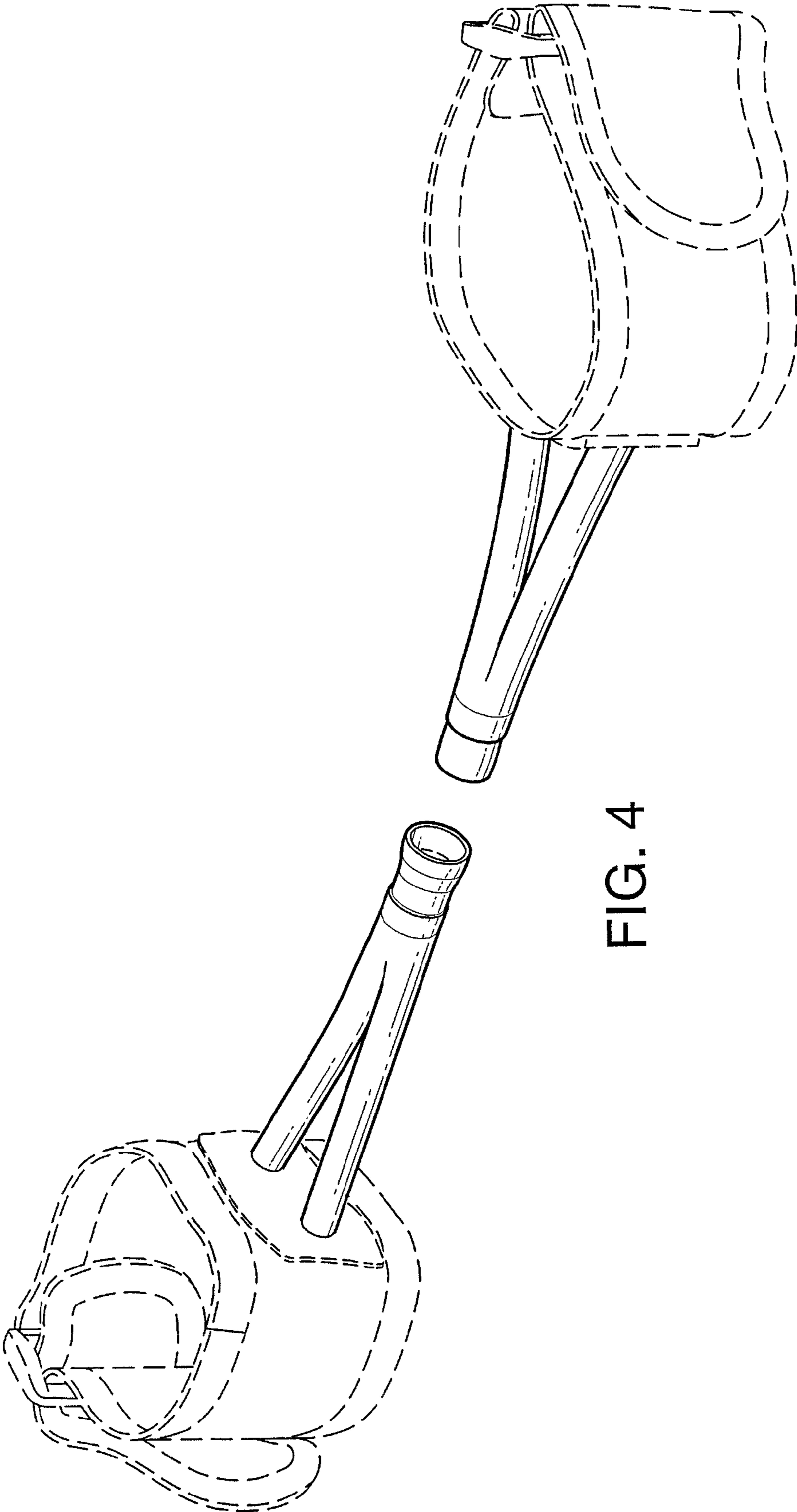


FIG. 4