



US00D711966S

(12) **United States Design Patent**
Puglisi et al.

(10) **Patent No.:** **US D711,966 S**

(45) **Date of Patent:** **** Aug. 26, 2014**

(54) **RIBBON PEN**

(71) Applicants: **Marc Puglisi**, Wayne, NJ (US); **Scott Kennis**, Wayne, NJ (US)

(72) Inventors: **Marc Puglisi**, Wayne, NJ (US); **Scott Kennis**, Wayne, NJ (US)

(**) Term: **14 Years**

(21) Appl. No.: **29/454,221**

(22) Filed: **May 8, 2013**

(51) **LOC (10) Cl.** **19-06**

(52) **U.S. Cl.**
USPC **D19/199**

(58) **Field of Classification Search**
USPC D14/411; D19/115–186, 194, 912, 914,
D19/923, 199; 24/11 R, 11 F, 11 P; 401/52,
401/99, 109, 192, 195, 196; D11/98, 184
See application file for complete search history.

(56) **References Cited**

U.S. PATENT DOCUMENTS

D182,635 S *	4/1958	Zierhut	D19/51
D206,636 S *	1/1967	Zierhut	D19/51
D248,862 S *	8/1978	Miyamoto	D19/36
D297,649 S *	9/1988	Schiffner	D19/36
D352,063 S *	11/1994	de Haro Egea et al.	D19/36
D395,448 S *	6/1998	Chevalier	D19/51
D401,967 S *	12/1998	Tam	D19/36
D455,978 S *	4/2002	Brown	D11/98
D456,476 S *	4/2002	Tate	D21/794
D463,491 S *	9/2002	Hwang	D19/48
D472,577 S *	4/2003	Sakuno et al.	D19/51
D496,962 S *	10/2004	Bonnamour	D19/48
D520,905 S *	5/2006	Andrews	D11/133
D525,897 S *	8/2006	Raiman	D11/66
D533,050 S *	12/2006	Kelleghan	D8/356
D540,386 S *	4/2007	Qiu	D19/51
D540,905 S *	4/2007	Wilson	D22/129
D542,590 S *	5/2007	Levy et al.	D7/354
D552,009 S *	10/2007	Jemente	D11/79
D555,033 S *	11/2007	Perkins	D11/120
D558,826 S *	1/2008	Tam	D19/36
D561,255 S *	2/2008	Oas	D19/65

D569,920 S *	5/2008	Falah	D21/440
D572,126 S *	7/2008	Tomaka	D8/395
D573,185 S *	7/2008	Qiu et al.	D19/51
D574,696 S *	8/2008	Greening	D8/347
D576,789 S *	9/2008	Mayer	D3/215
D591,352 S *	4/2009	Gerules et al.	D19/50
D610,482 S *	2/2010	Shaw	D11/81
D628,645 S *	12/2010	Zhang	D19/51
D639,700 S *	6/2011	Adams et al.	D11/95
D641,405 S *	7/2011	Guo	D19/48
D641,406 S *	7/2011	Zhang	D19/48
D641,660 S *	7/2011	Cavness	D11/157
D641,788 S *	7/2011	Rolion et al.	D19/50
D646,949 S *	10/2011	Zaksenberg	D8/103
D649,188 S *	11/2011	Goodelman et al.	D19/36
D650,441 S *	12/2011	Ikeda	D19/47
D651,242 S *	12/2011	Yuan	D19/49
D659,328 S *	5/2012	Davis	D32/43
D666,938 S *	9/2012	Dunn	D11/184
D676,354 S *	2/2013	Yancey	D11/133
D687,737 S *	8/2013	Japel	D11/96

* cited by examiner

Primary Examiner — Elizabeth Albert

(74) *Attorney, Agent, or Firm* — Scott W. Kaliko, Esq.;
Kaliko & Associates, LLC

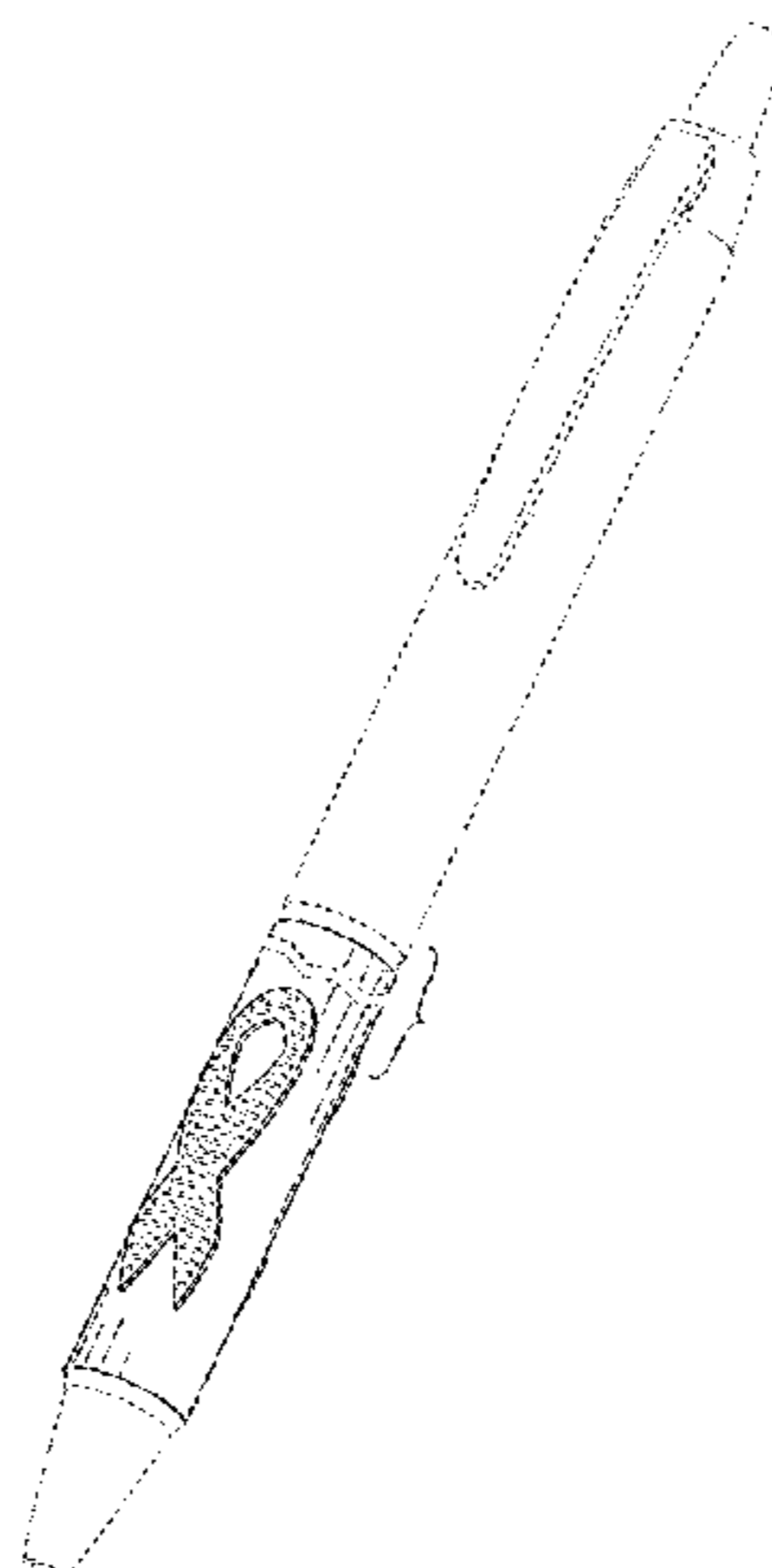
(57) **CLAIM**

The ornamental design for a ribbon pen, as shown and described.

DESCRIPTION

FIG. 1 is a perspective view of a first embodiment of a ribbon pen showing our new design;
FIG. 2 is a front view thereof;
FIG. 3. is a rear view thereof;
FIG. 4. is a left side view thereof;
FIG. 5. is a right side view thereof;
FIG. 6. is a top view thereof; and,
FIG. 7. is a bottom view thereof.
The broken away symbols in the drawings indicate the appearance of any portion of the article between the break lines forms no part of the claimed design. showing our new design;

1 Claim, 3 Drawing Sheets



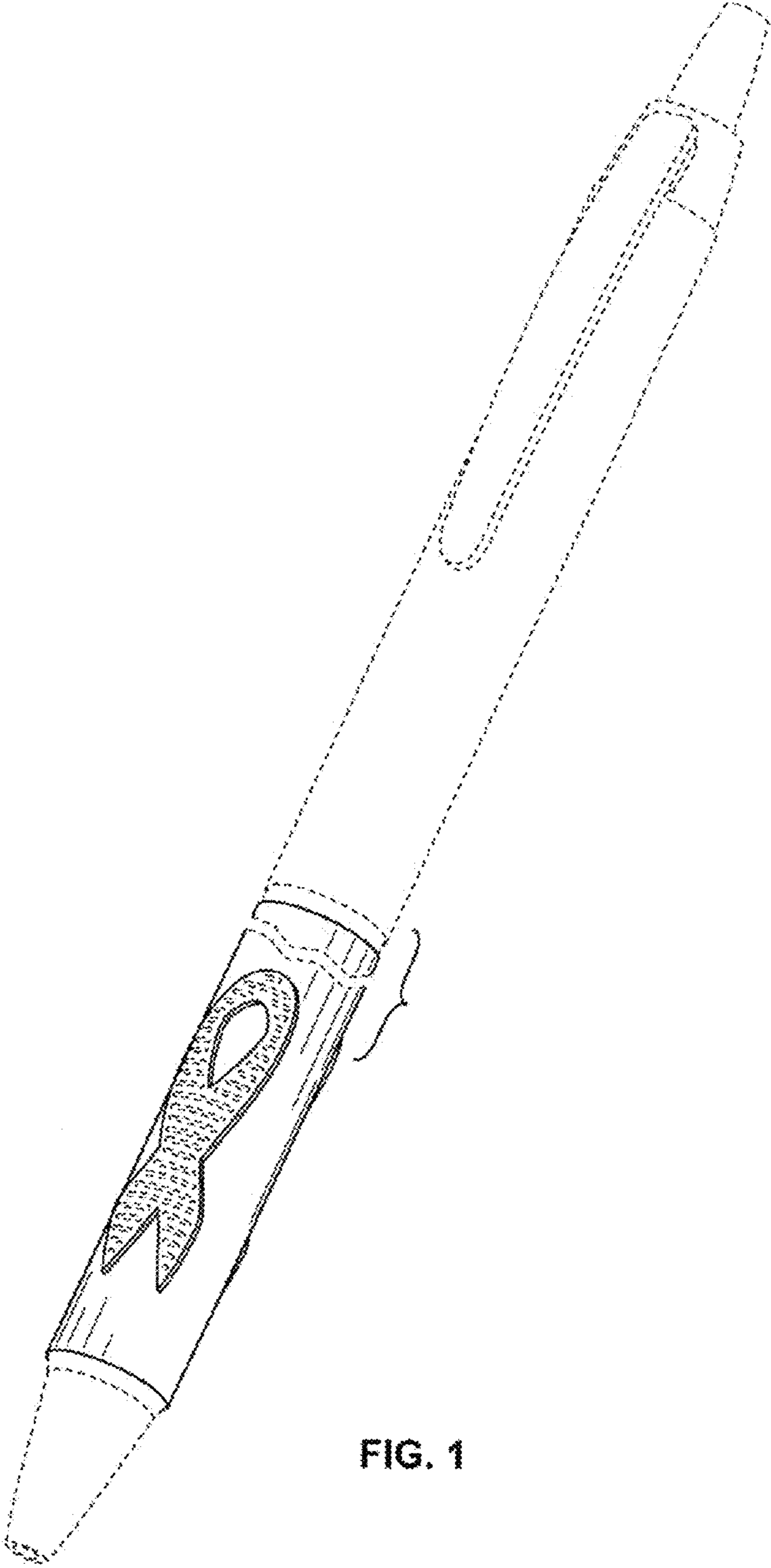


FIG. 1




FIG. 2




FIG. 3




FIG. 4

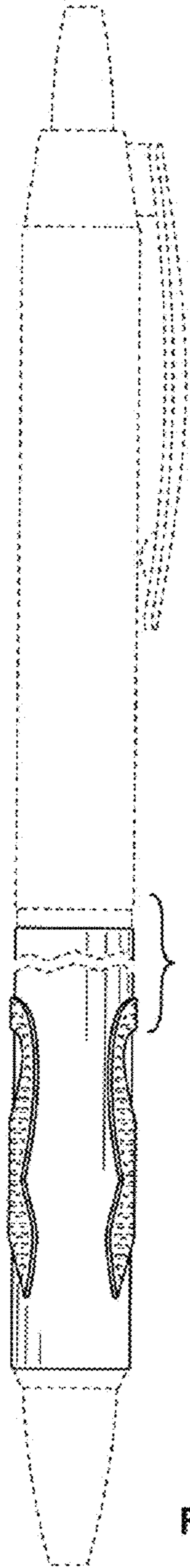


FIG. 5



FIG. 6



FIG. 7