



US00D711963S

(12) **United States Design Patent**  
**Gilmore**

(10) **Patent No.:** **US D711,963 S**

(45) **Date of Patent:** **\*\* Aug. 26, 2014**

(54) **GUITAR STRAP RACK**

(76) **Inventor:** **Donald G. Gilmore**, Simi Valley, CA  
(US)

(\*\*) **Term:** **14 Years**

(21) **Appl. No.:** **29/414,920**

(22) **Filed:** **Mar. 6, 2012**

(51) **LOC (10) Cl.** ..... **17-03**

(52) **U.S. Cl.**  
USPC ..... **D17/20**

(58) **Field of Classification Search**  
USPC ..... D17/14, 18, 19, 20, 21, 99; 84/267,  
84/268, 290, 291, 292, 293, 297 R, 298,  
84/304, 307, 314 R, 314 N, 453, 327;  
D3/327

See application file for complete search history.

(56) **References Cited**

**U.S. PATENT DOCUMENTS**

D249,386	S *	9/1978	Zacuto	.....	D17/20
4,291,822	A *	9/1981	Simonds	.....	224/257
4,785,708	A	11/1988	Vaughan		
D309,674	S	8/1990	Gervase		
5,299,485	A	4/1994	Denton		
6,140,564	A	10/2000	Pia		
6,168,060	B1 *	1/2001	Mayers	.....	224/645
6,472,590	B1	10/2002	Kulik		
D476,357	S *	6/2003	Gresco	.....	D17/20
D479,554	S *	9/2003	Boron et al.	.....	D17/20
6,812,393	B1	11/2004	Wilfer		
D518,961	S *	4/2006	Armstrong	.....	D3/327
7,060,889	B2 *	6/2006	Bellak	.....	84/741

7,169,992	B1 *	1/2007	Kennon	.....	84/327
7,417,184	B2	8/2008	Weathersby		
D655,089	S *	3/2012	Gingo	.....	D3/327
D673,998	S *	1/2013	Wells	.....	D17/20
D705,849	S *	5/2014	Bush	.....	D17/20
2011/0203441	A1 *	8/2011	Naylor	.....	84/327

**OTHER PUBLICATIONS**

eBay. [http://www.ebay.com/itm/Guitar-Strap-Pick-Holder-3-Picks-Nylon-Webbing-Electric-Acoustic-Bass-1-28m-/261409535185?pt=LH\\_DefaultDomain\\_0&var=&hash=item3cdd38f4d1](http://www.ebay.com/itm/Guitar-Strap-Pick-Holder-3-Picks-Nylon-Webbing-Electric-Acoustic-Bass-1-28m-/261409535185?pt=LH_DefaultDomain_0&var=&hash=item3cdd38f4d1). May 2014. "Guitar Strap Pick Holder 3 Picks".\*

\* cited by examiner

*Primary Examiner* — Rashida Johnson

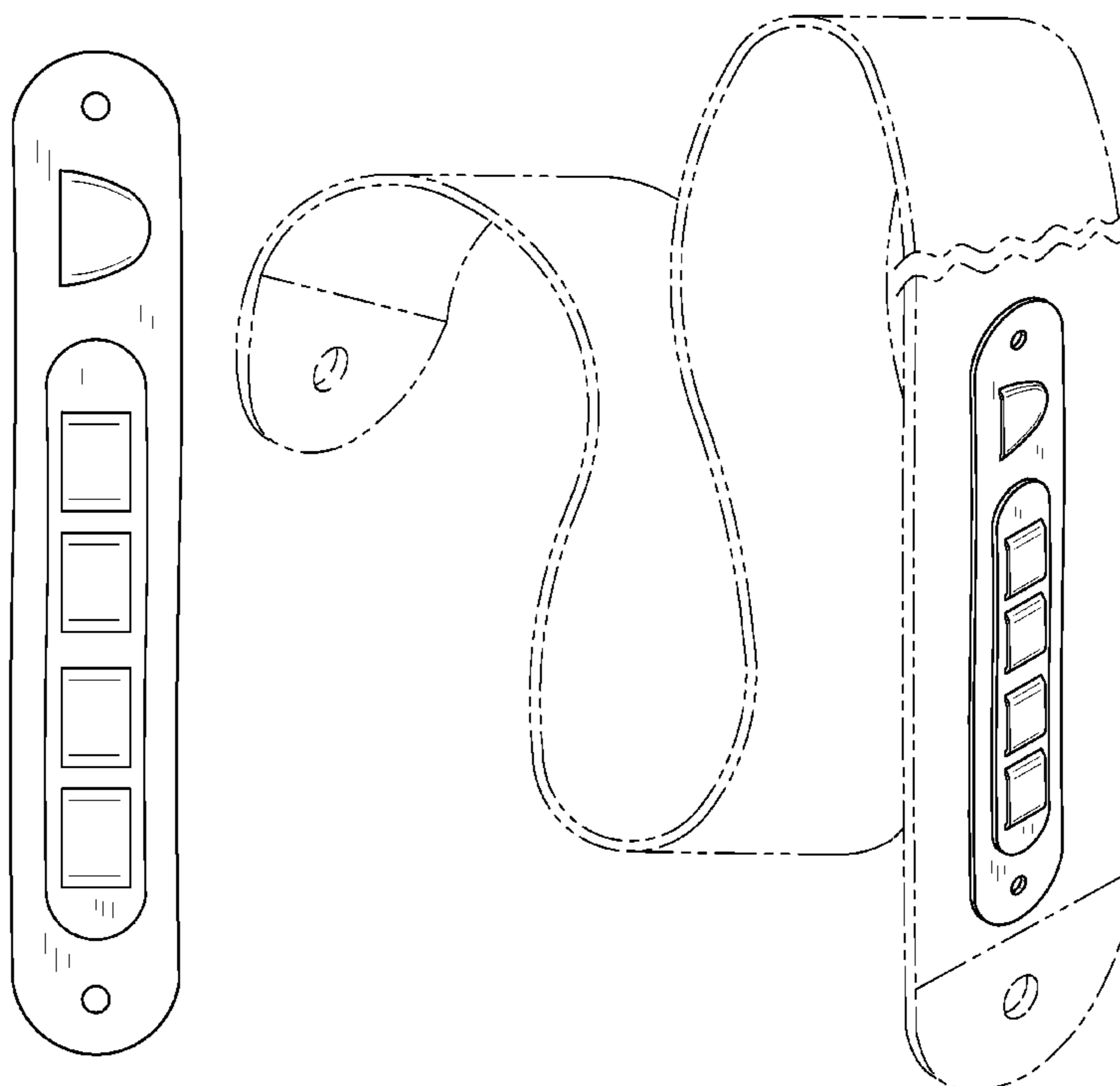
(57) **CLAIM**

I claim the ornamental design for the guitar strap rack, as shown and described.

**DESCRIPTION**

FIG. 1 is a front view of the guitar strap rack.  
FIG. 2 is a rear view of the claimed design.  
FIG. 3 is a left side view of the claimed design.  
FIG. 4 is a right side view of the claimed design.  
FIG. 5 is a top view of the claimed design.  
FIG. 6 is a bottom view of the claimed design; and,  
FIG. 7 is a perspective view of the claimed design affixed to an outer surface of a guitar strap, which is depicted in broken lines as environmental matter forming no part of the claimed design.

**1 Claim, 3 Drawing Sheets**






FIG. 1




FIG. 2



FIG. 3



FIG. 4

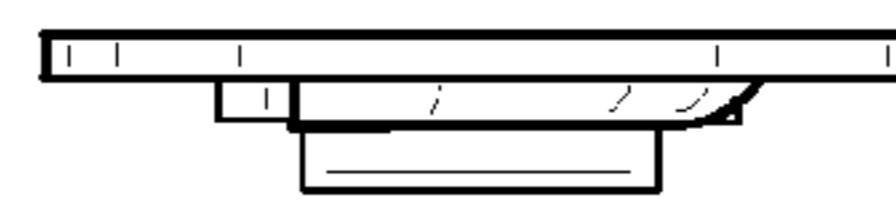


FIG. 5




FIG. 6

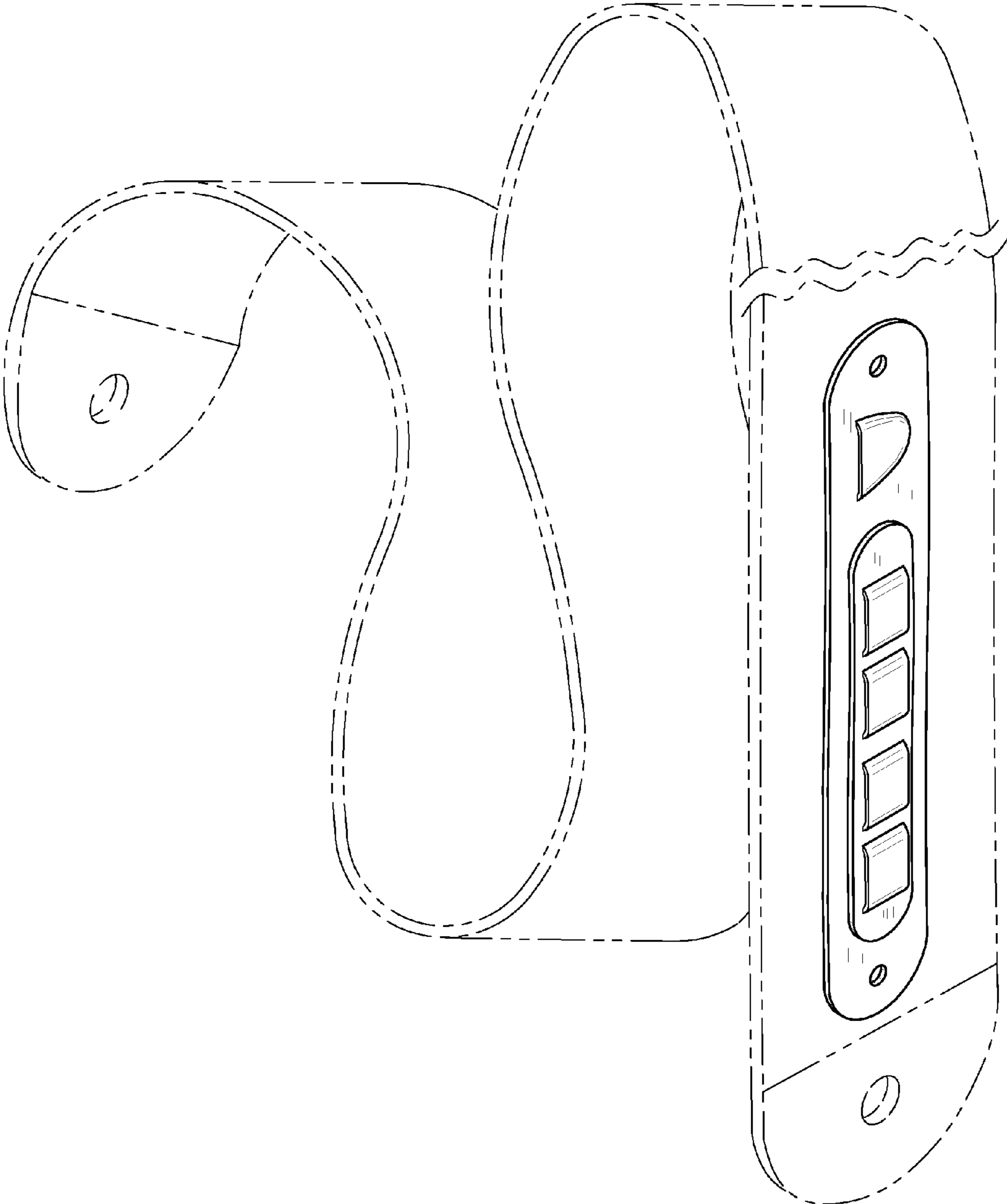


FIG. 7