



US00D711940S

(12) **United States Design Patent**
Jeon et al.

(10) **Patent No.:** **US D711,940 S**

(45) **Date of Patent:** **** Aug. 26, 2014**

(54) **REFRIGERATOR VESSEL MODULE**

(71) Applicant: **Samsung Electronics Co., Ltd.**,
Suwon-si (KR)

(72) Inventors: **Sang-Woon Jeon**, Namyangju-si (KR);
Sun-Min Lee, Seoul (KR); **Se-Youn Park**,
Incheon (KR); **Jae-Moon Lee**, Seoul (KR)

(73) Assignee: **Samsung Electronics Co., Ltd.** (KR)

(**) Term: **14 Years**

(21) Appl. No.: **29/459,248**

(22) Filed: **Jun. 27, 2013**

(30) **Foreign Application Priority Data**

Jan. 3, 2013 (KR) 30-2013-0000216

(51) **LOC (10) Cl.** **15-07**

(52) **U.S. Cl.**
USPC **D15/89**

(58) **Field of Classification Search**
USPC D15/79-89, 91; 62/98, 344, 389-393,
62/340, 447; 222/108, 146.6
See application file for complete search history.

(56) **References Cited**

U.S. PATENT DOCUMENTS

8,434,318 B2 * 5/2013 Kim 62/340
8,544,291 B2 * 10/2013 Kim et al. 62/391

8,567,209 B2 * 10/2013 Kim 62/347
2012/0042671 A1 * 2/2012 Jeon et al. 62/132
2012/0111049 A1 * 5/2012 Kim et al. 62/344
2013/0283844 A1 * 10/2013 Lee 62/340

* cited by examiner

Primary Examiner — Mitchell Siegel
(74) *Attorney, Agent, or Firm* — Cantor Colburn LLP

(57) **CLAIM**

We claim, the ornamental design for a refrigerator vessel module, as shown and described.

DESCRIPTION

FIG. 1 is a perspective view of a refrigerator vessel module, showing our new design;
FIG. 2 is a front elevation view thereof;
FIG. 3 is a rear elevation view thereof;
FIG. 4 is a side elevation view thereof;
FIG. 5 is a another side elevation view thereof;
FIG. 6 is a top plan view thereof;
FIG. 7 is a bottom plan view thereof;
FIG. 8 is a perspective view thereof configured in a second position; and,
FIG. 9 is a perspective view thereof shown in a refrigerator environment.
The broken-line disclosure in the views is generally understood to form part of the environment in which the claimed design is embodied and to form no part of the claimed design.

1 Claim, 6 Drawing Sheets

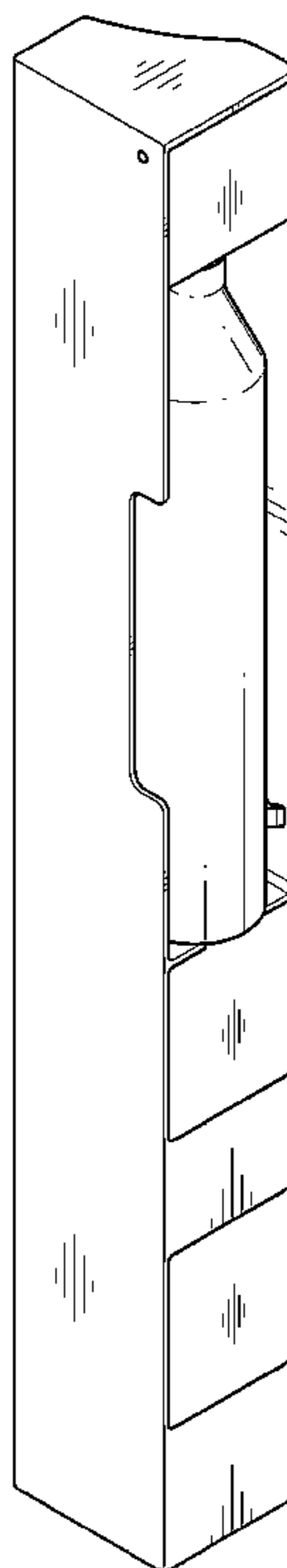


FIG. 1

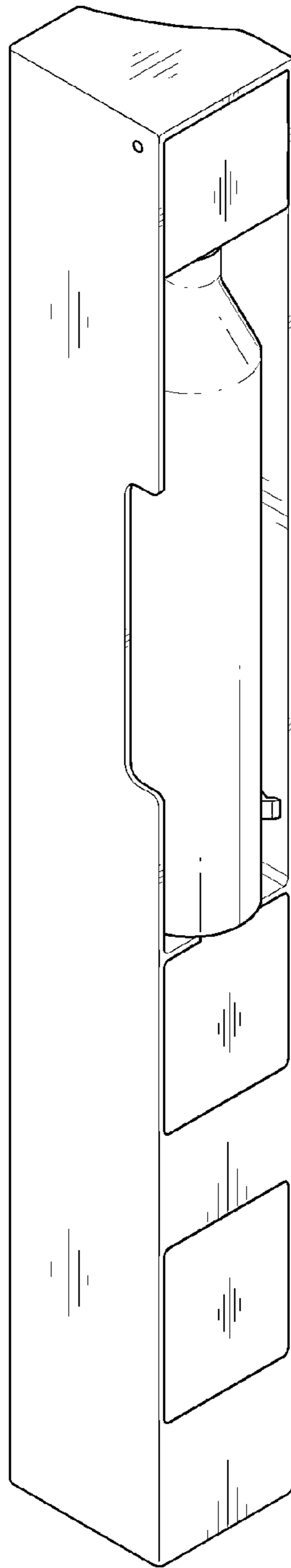


FIG. 2

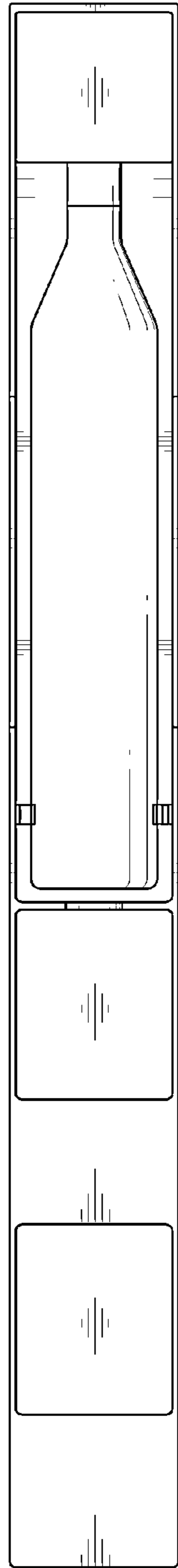


FIG. 3

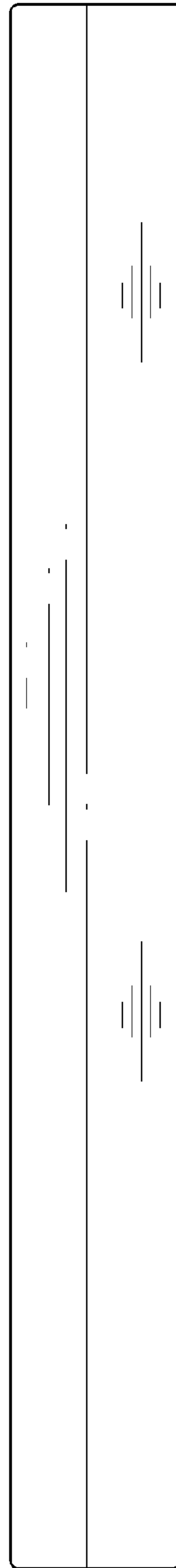


FIG. 4

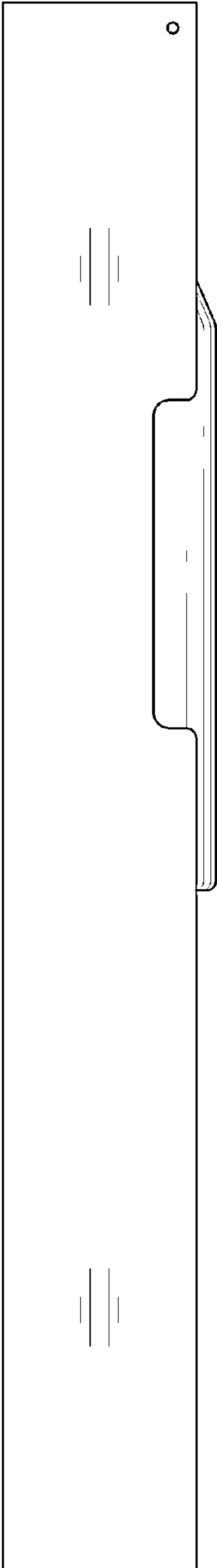


FIG. 5

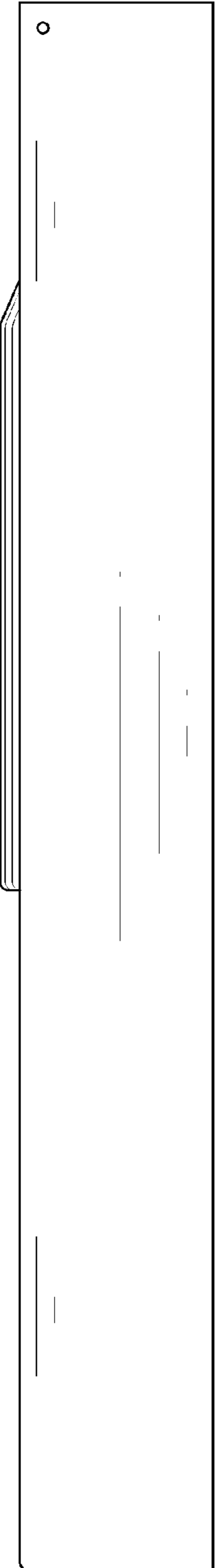


FIG. 6

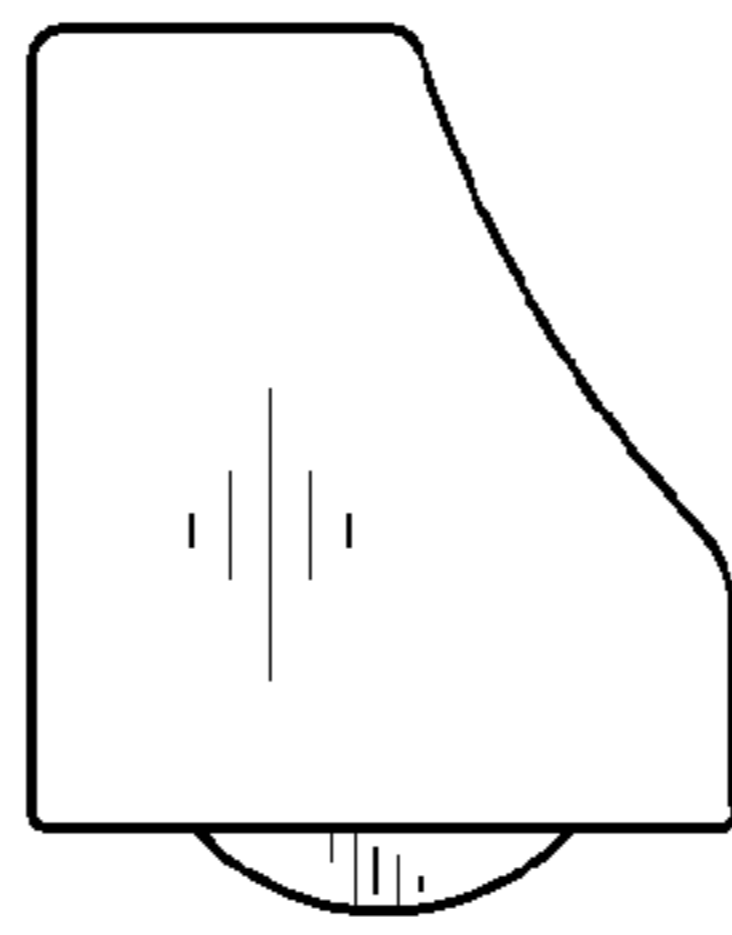


FIG. 7

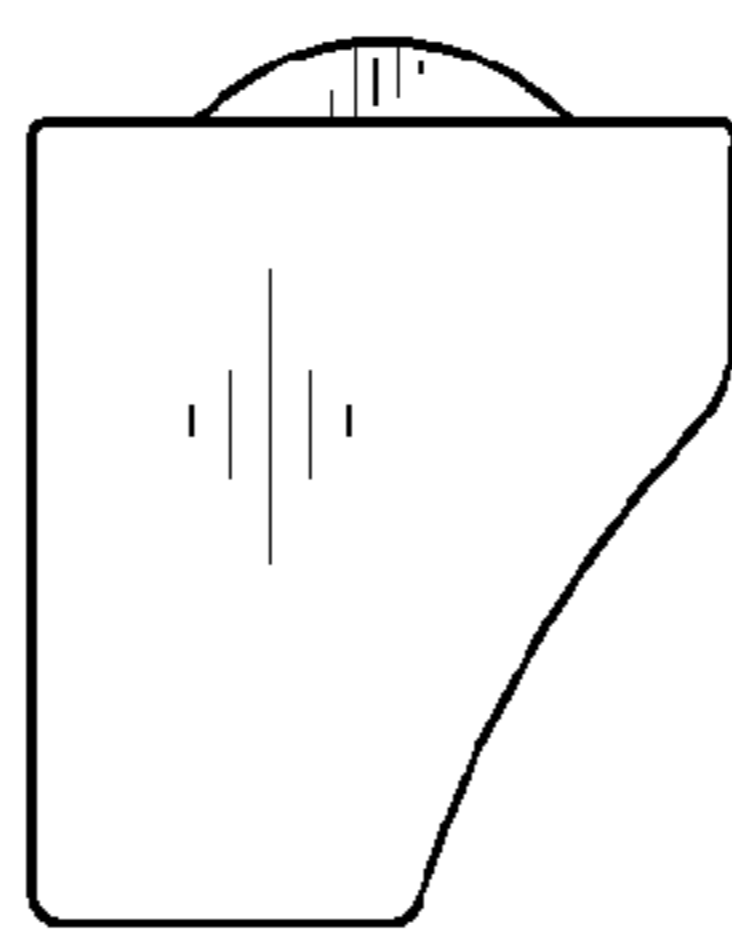


FIG. 8

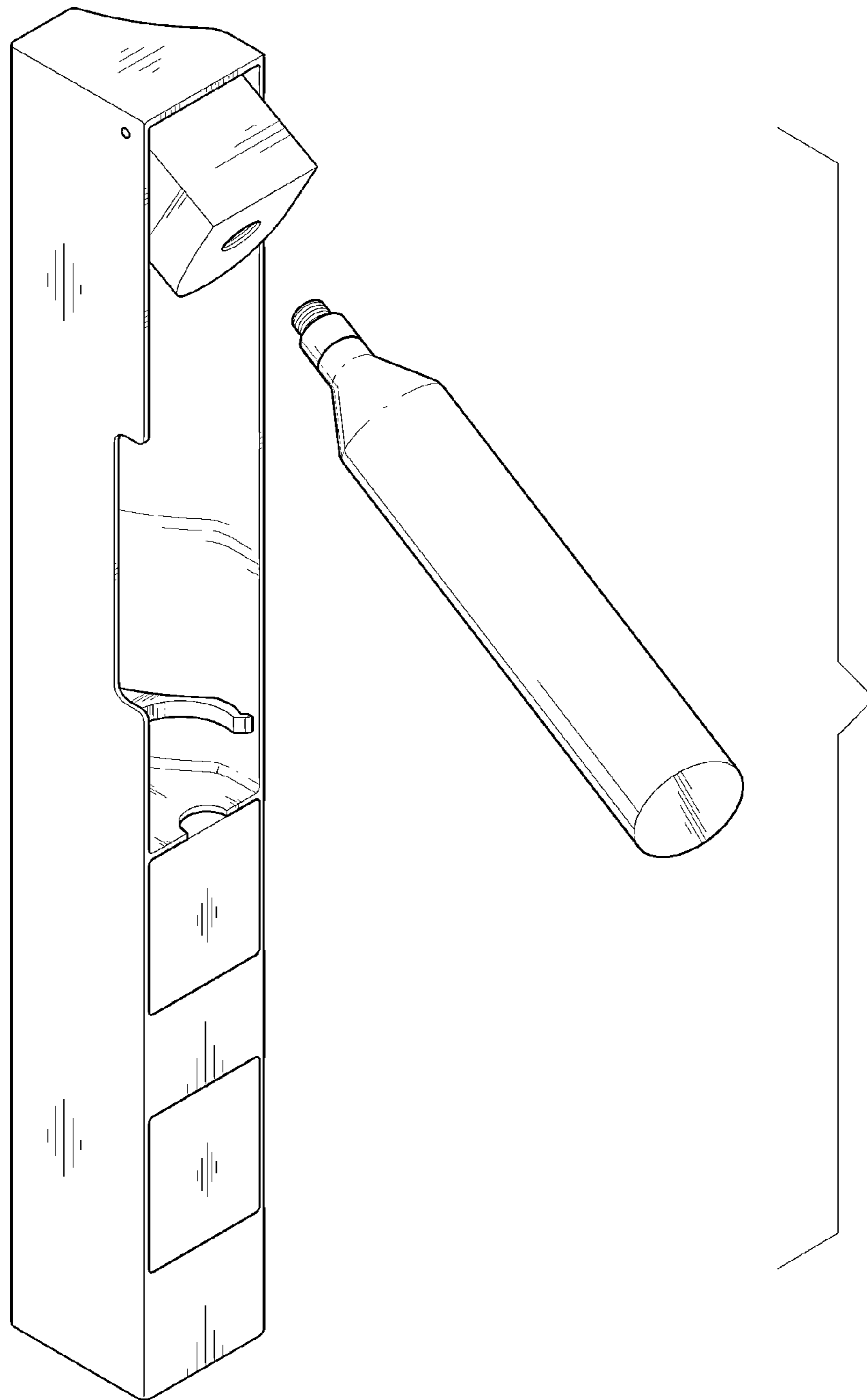


FIG. 9

