



US00D711934S

(12) **United States Design Patent**
Boo et al.

(10) **Patent No.:** **US D711,934 S**
(45) **Date of Patent:** **** Aug. 26, 2014**

(54) **REFRIGERATOR**

(56)

References Cited

(71) Applicant: **Samsung Electronics Co., Ltd.**,
Suwon-si (KR)
(72) Inventors: **Min-Hyong Boo**, Seoul (KR);
Young-Min Park, Seoul (KR); **Sun-Min**
Lee, Seoul (KR); **Jae-Moon Lee**, Seoul
(KR); **Sang-Woon Jeon**, Namyangju-Si
(KR)
(73) Assignee: **Samsung Electronics Co., Ltd.**,
Suwon-si (KR)

U.S. PATENT DOCUMENTS

| | | | | | | |
|----------|---|---|---------|-------------|-------|--------|
| D578,559 | S | * | 10/2008 | Lee et al. | | D15/85 |
| D601,595 | S | * | 10/2009 | Yoon et al. | | D15/85 |
| D641,384 | S | * | 7/2011 | Yang et al. | | D15/86 |
| D660,325 | S | * | 5/2012 | Yang et al. | | D15/86 |
| D671,571 | S | * | 11/2012 | Shim et al. | | D15/85 |
| D674,414 | S | * | 1/2013 | Lee et al. | | D15/86 |
| D674,417 | S | * | 1/2013 | Seo et al. | | D15/86 |
| D676,467 | S | * | 2/2013 | Kim | | D15/86 |
| D686,644 | S | * | 7/2013 | Lee et al. | | D15/86 |
| D690,329 | S | * | 9/2013 | Seo et al. | | D15/86 |
| D692,929 | S | * | 11/2013 | Seo et al. | | D15/86 |
| D698,374 | S | * | 1/2014 | Jeon et al. | | D15/86 |

* cited by examiner

(**) Term: **14 Years**

Primary Examiner — Thomas Johannes
Assistant Examiner — Khawaja Anwar
(74) *Attorney, Agent, or Firm* — NSIP Law

(21) Appl. No.: **29/454,027**

(22) Filed: **May 6, 2013**

(57) **CLAIM**
The ornamental design for a refrigerator, as shown and described.

(30) **Foreign Application Priority Data**

Nov. 20, 2012 (KR) 30-2012-0055271

(51) **LOC (10) Cl.** **15-07**

(52) **U.S. Cl.**
USPC **D15/86**

(58) **Field of Classification Search**
CPC F25D 1/00; F25D 3/00; F25D 13/00
USPC D15/79-90; 62/3.6, 3.63, 3.64, 293,
62/331, 371, 440-445, 467; 312/114-119,
312/138.1, 236, 400-408

See application file for complete search history.

DESCRIPTION

FIG. 1 is a perspective view of a refrigerator, showing our new design;
FIG. 2 is a front view thereof;
FIG. 3 is a rear view thereof;
FIG. 4 is a left-side view thereof;
FIG. 5 is a right-side view thereof;
FIG. 6 is a top plan view thereof; and,
FIG. 7 is a bottom plan view thereof.
The broken lines are for unclaimed environmental purposes only and form no part of the claimed design.

1 Claim, 7 Drawing Sheets

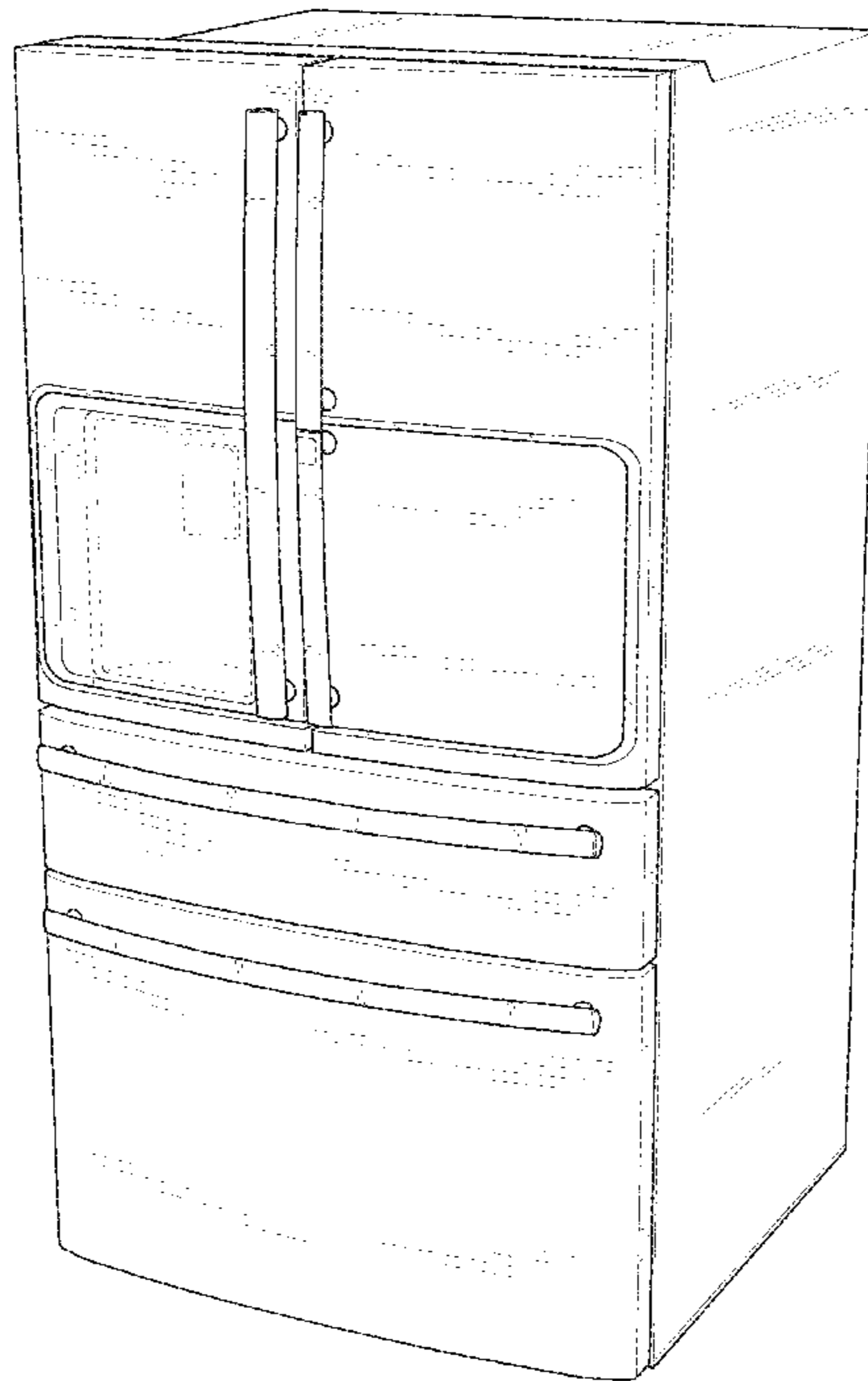


FIG. 1

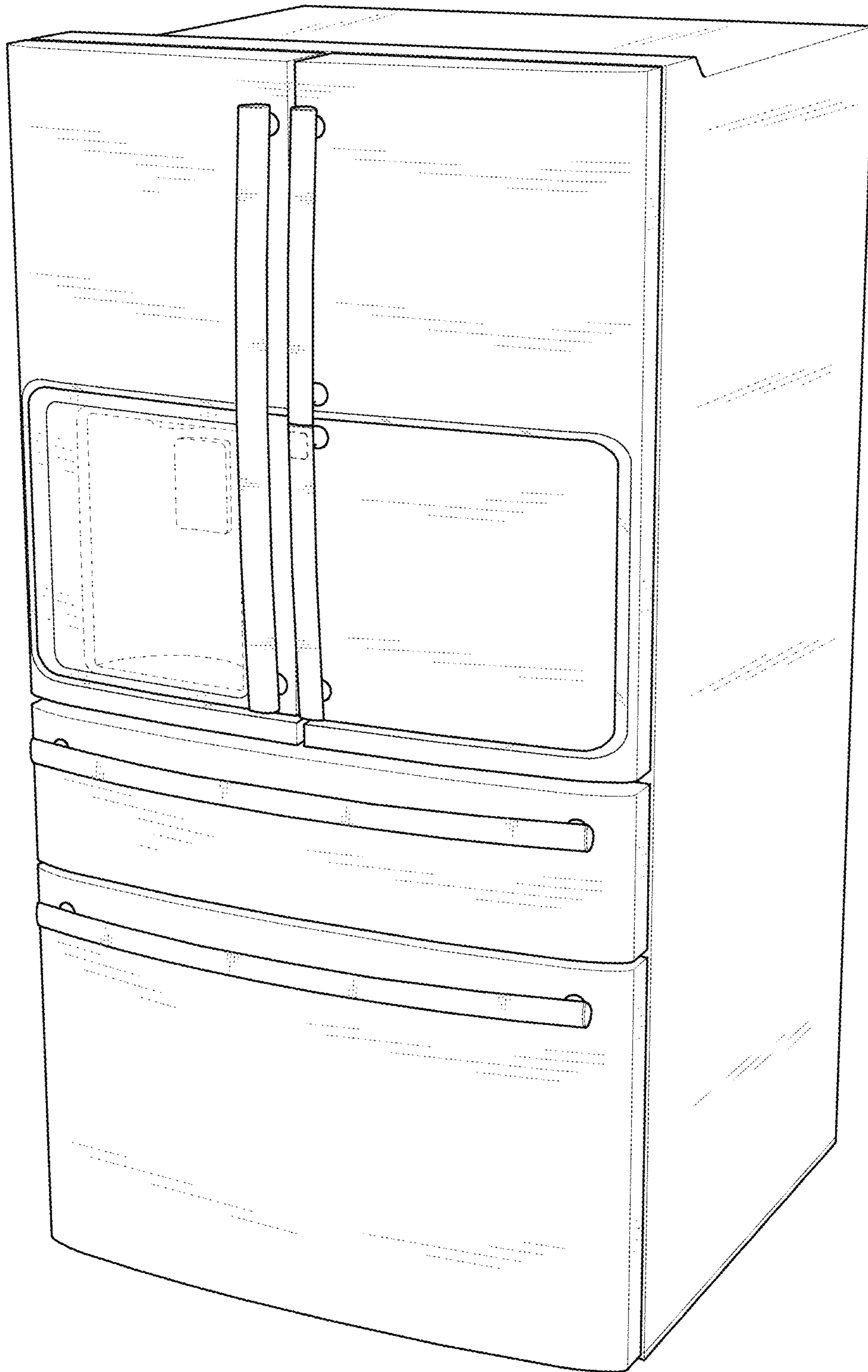


FIG. 2

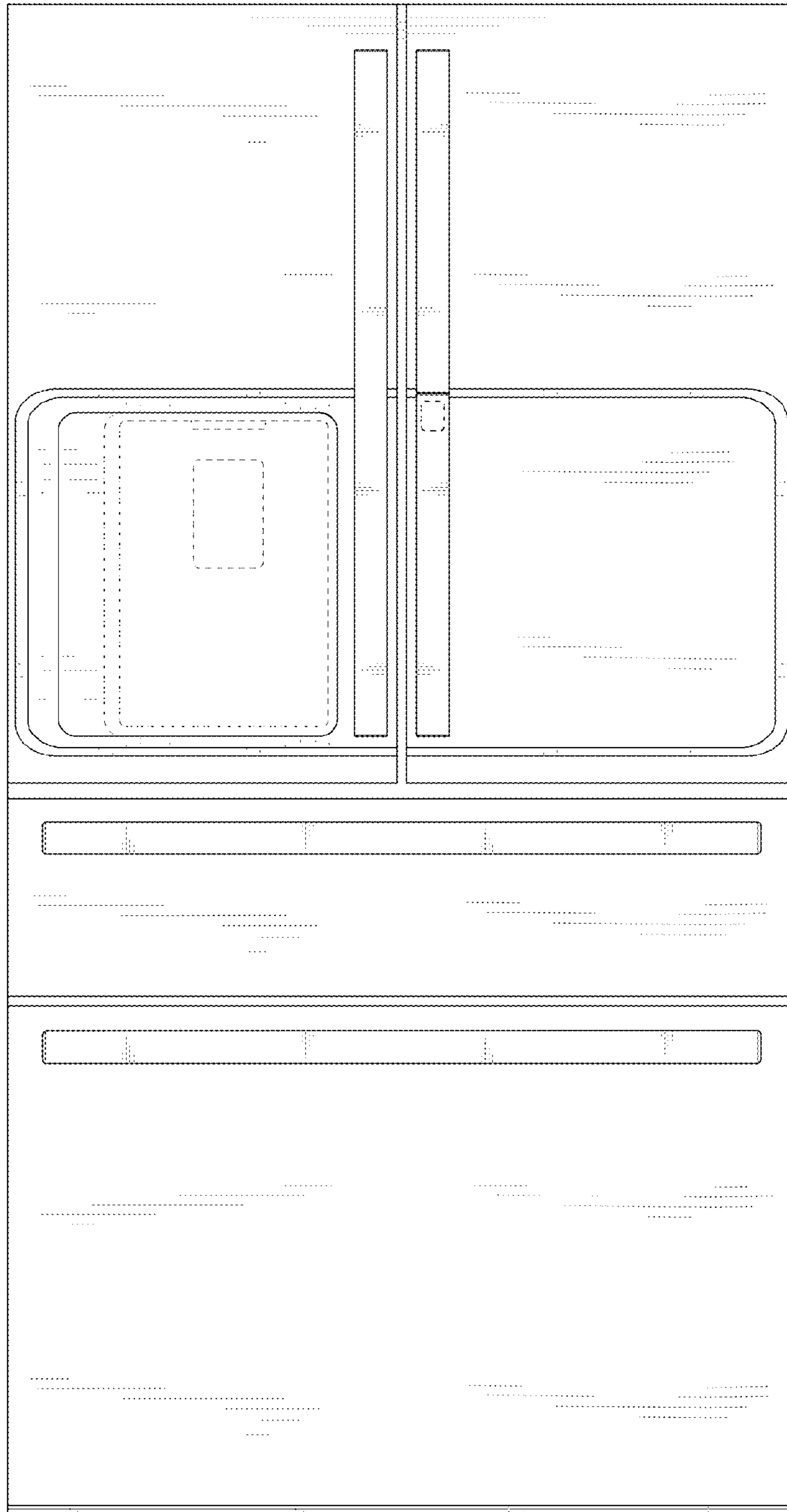


FIG. 3




FIG. 4




FIG. 5

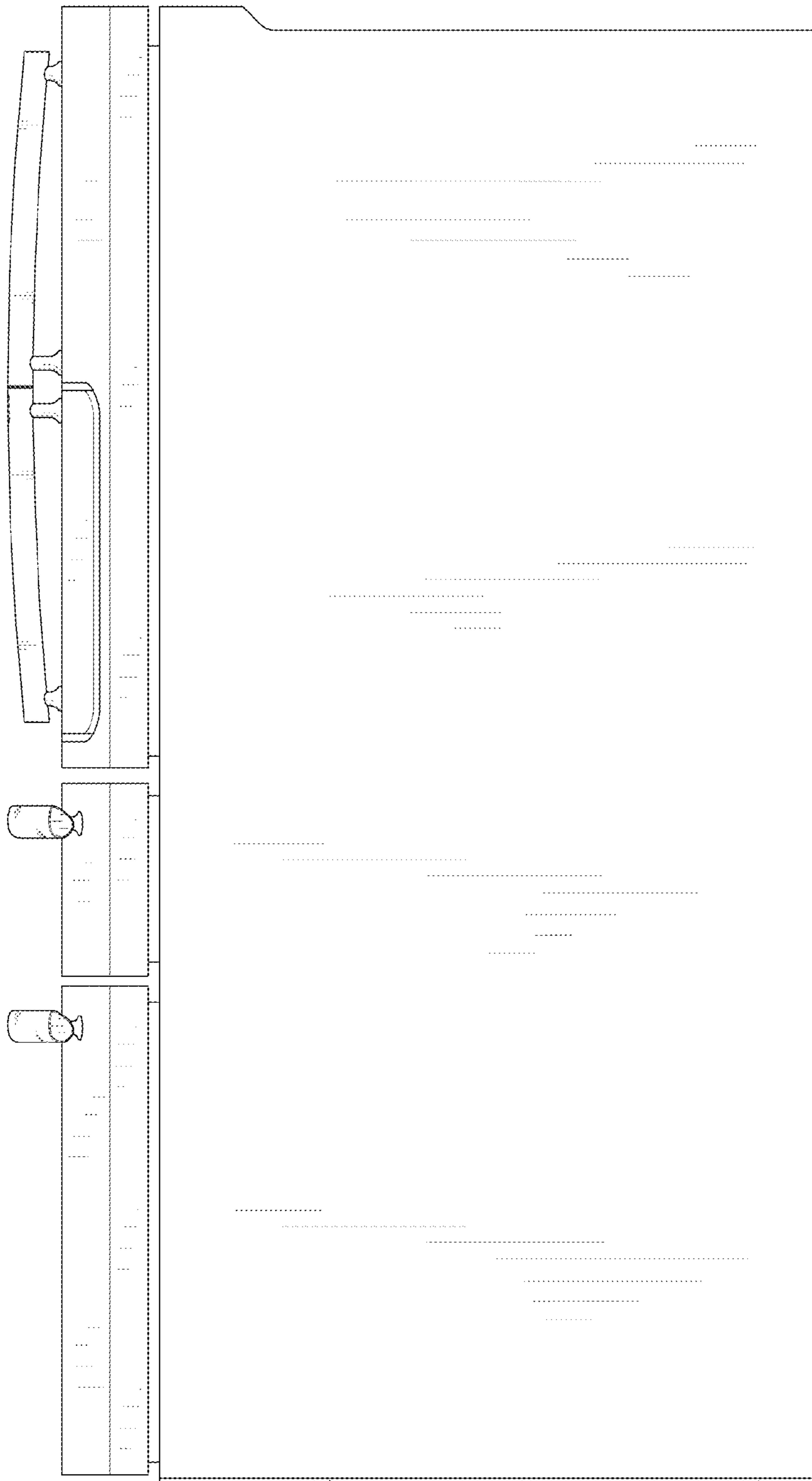


FIG. 6




FIG. 7

