



US00D711921S

(12) **United States Design Patent**  
**Penico et al.**

(10) **Patent No.:** **US D711,921 S**

(45) **Date of Patent:** **\*\* Aug. 26, 2014**

(54) **DISPLAY SCREEN WITH TRANSITIONAL GRAPHICAL USER INTERFACE**

(71) Applicant: **HTC Corporation**, Taoyuan County (TW)

(72) Inventors: **Jesse John Penico**, Bellevue, WA (US); **David Brinda**, Bellevue, WA (US); **Jye Rong**, Taoyuan County (TW); **Meng-Hsun Wu**, Taoyuan County (TW); **Ching-Chun Huang**, Taoyuan County (TW); **Chung-Hao Huang**, Taoyuan County (TW)

(73) Assignee: **HTC Corporation**, Taoyuan County (TW)

(\*\*) Term: **14 Years**

(21) Appl. No.: **29/444,341**

(22) Filed: **Jan. 29, 2013**

(51) **LOC (10) Cl.** ..... **14-04**

(52) **U.S. Cl.**  
USPC ..... **D14/492**

(58) **Field of Classification Search**  
USPC ..... D14/485–495; 715/700, 779, 810, 821, 715/825, 828, 834, 835, 836, 837, 838, 839, 715/840, 846, 847, 861, 864, 964, 976, 977  
See application file for complete search history.

(56) **References Cited**

**U.S. PATENT DOCUMENTS**

D153,568 S \* 4/1949 Wagner ..... D20/11  
D600,713 S \* 9/2009 LaManna et al. .... D14/492

D638,842 S *	5/2011	Woods et al. ....	D14/486
D648,731 S *	11/2011	Chou et al. ....	D14/485
D652,049 S *	1/2012	Chou et al. ....	D14/485
D662,508 S *	6/2012	Kim .....	D14/486
D672,366 S *	12/2012	Duggan et al. ....	D14/492
D682,313 S *	5/2013	Voreis et al. ....	D14/492
D683,362 S *	5/2013	Graham et al. ....	D14/492
D683,737 S *	6/2013	Brinda et al. ....	D14/485
D684,583 S *	6/2013	Brinda et al. ....	D14/485
D694,254 S *	11/2013	Brinda et al. ....	D14/485
D695,775 S *	12/2013	Brinda et al. ....	D14/488

\* cited by examiner

*Primary Examiner* — Angela J Lee

(74) *Attorney, Agent, or Firm* — Jianq Chyun IP Office

(57) **CLAIM**

The ornamental design for a display screen with transitional graphical user interface, as shown and described.



**DESCRIPTION**

FIG. 1 is a front view of the first image of a display screen with transitional graphical user interface showing our new design; FIG. 2 is a front view of the second image thereof; FIG. 3 is a front view of the third image thereof; FIG. 4 is a front view of the fourth image thereof; FIG. 5 is a front view of the fifth image thereof; and, FIG. 6 is a front view of the sixth image thereof.

The broken line showing of the portion of the display screen is for the purpose of illustrating environmental structure and forms no part of the claimed design.

The appearance of the transitional image sequentially transitions between the images shown in FIGS. 1-6. The process or period in which one image transitions to another image forms no part of the claimed design.

**1 Claim, 1 Drawing Sheet**






FIG. 1




FIG. 2



FIG. 3



FIG. 4




FIG. 5




FIG. 6