



US00D711871S

(12) **United States Design Patent**  
**Daniel**

(10) **Patent No.:** **US D711,871 S**

(45) **Date of Patent:** **\*\* Aug. 26, 2014**

(54) **FLEXIBLE ELECTRONIC TABLET**

(71) Applicant: **Isaac S. Daniel**, Miramar, FL (US)

(72) Inventor: **Isaac S. Daniel**, Miramar, FL (US)

(\*\*) Term: **14 Years**

(21) Appl. No.: **29/444,568**

(22) Filed: **Jan. 31, 2013**

(51) **LOC (10) Cl.** ..... **14-02**

(52) **U.S. Cl.**  
USPC ..... **D14/341**

(58) **Field of Classification Search**  
USPC ..... D14/341-347, 137, 138 R, 138 AA,  
D14/138 C, 138 G, 496, 203.1, 203.3, 203.4,  
D14/203.7, 129, 130, 147, 218, 248, 389,  
D14/388, 426, 420; D10/65, 104.1;  
D18/6-7; D21/324, 329, 330;  
455/556.1, 556.2, 566, 575.1, 90.3;  
379/433.04, 433.01, 433.06, 916;  
345/173, 901, 905; 361/679.26, 679.3,  
361/679.55, 679.56

See application file for complete search history.

(56) **References Cited**

**U.S. PATENT DOCUMENTS**

D448,579 S	*	10/2001	Prade	.....	D6/314
D548,796 S	*	8/2007	Sachnoff	.....	D20/43
D576,683 S	*	9/2008	Frey	.....	D20/10
D600,690 S	*	9/2009	Miyaji	.....	D14/341
D604,715 S	*	11/2009	Shimizu et al.	.....	D14/203.7
D627,777 S	*	11/2010	Akana et al.	.....	D14/341
D635,136 S	*	3/2011	Jiang et al.	.....	D14/341
D637,596 S	*	5/2011	Akana et al.	.....	D14/341
D670,260 S	*	11/2012	Kim et al.	.....	D14/138 G
D673,560 S	*	1/2013	Kim	.....	D14/341
D675,203 S	*	1/2013	Yang	.....	D14/341
D692,422 S	*	10/2013	Chung	.....	D14/341
D692,423 S	*	10/2013	Kim et al.	.....	D14/341
D693,340 S	*	11/2013	Ohshima	.....	D14/341

D693,707 S	*	11/2013	Stevens et al.	.....	D10/65
D695,744 S	*	12/2013	Weller et al.	.....	D14/440
D696,246 S	*	12/2013	Kim	.....	D14/341
D696,662 S	*	12/2013	Song et al.	.....	D14/341
D696,664 S	*	12/2013	Iida et al.	.....	D14/342
D697,065 S	*	1/2014	Kim et al.	.....	D14/346
D698,356 S	*	1/2014	Park	.....	D14/345
D701,202 S	*	3/2014	Choi	.....	D14/341
2013/0307816 A1	*	11/2013	Lee et al.	.....	345/174

\* cited by examiner

*Primary Examiner* — Barbara Fox

(74) *Attorney, Agent, or Firm* — Carol N. Green, Esq.

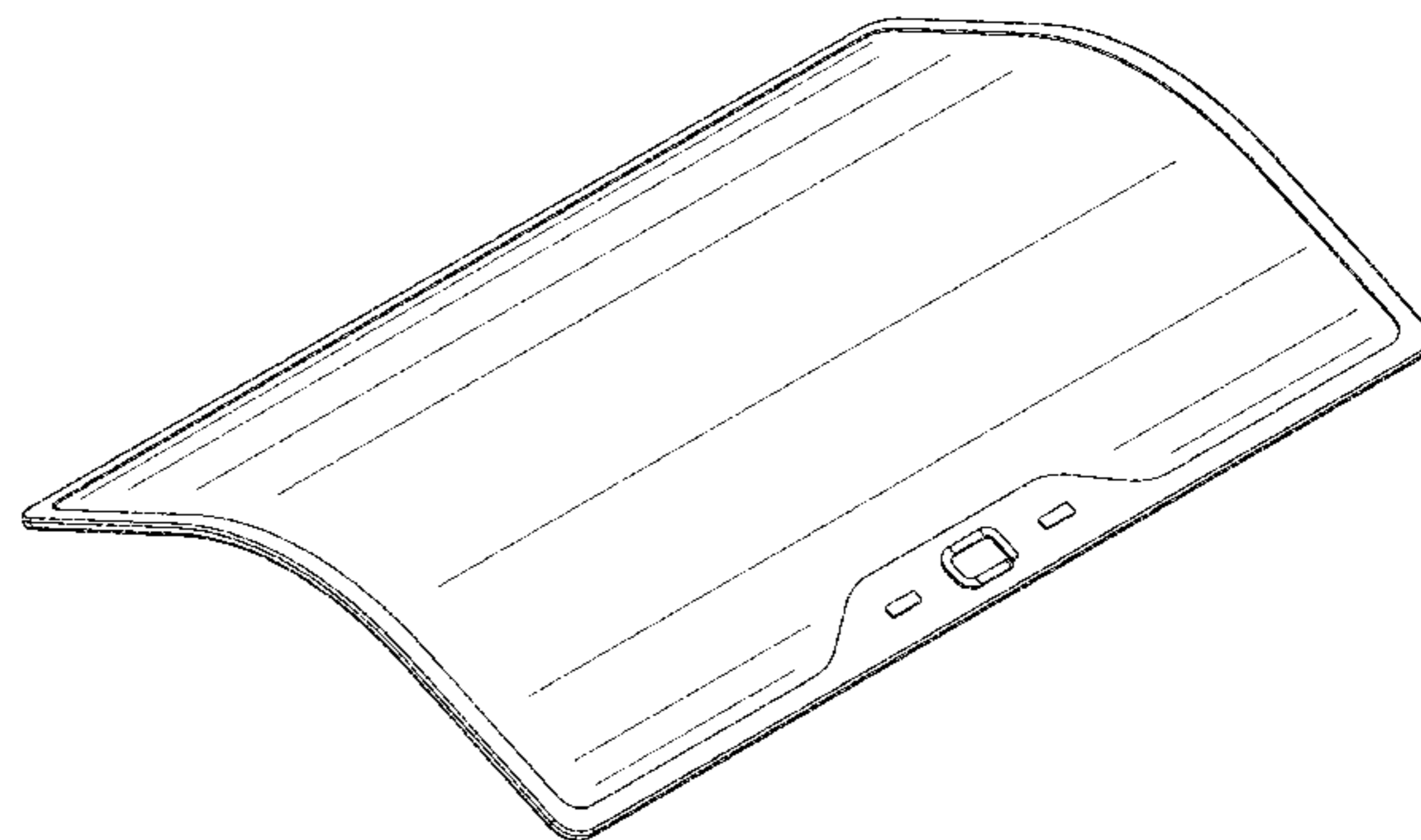
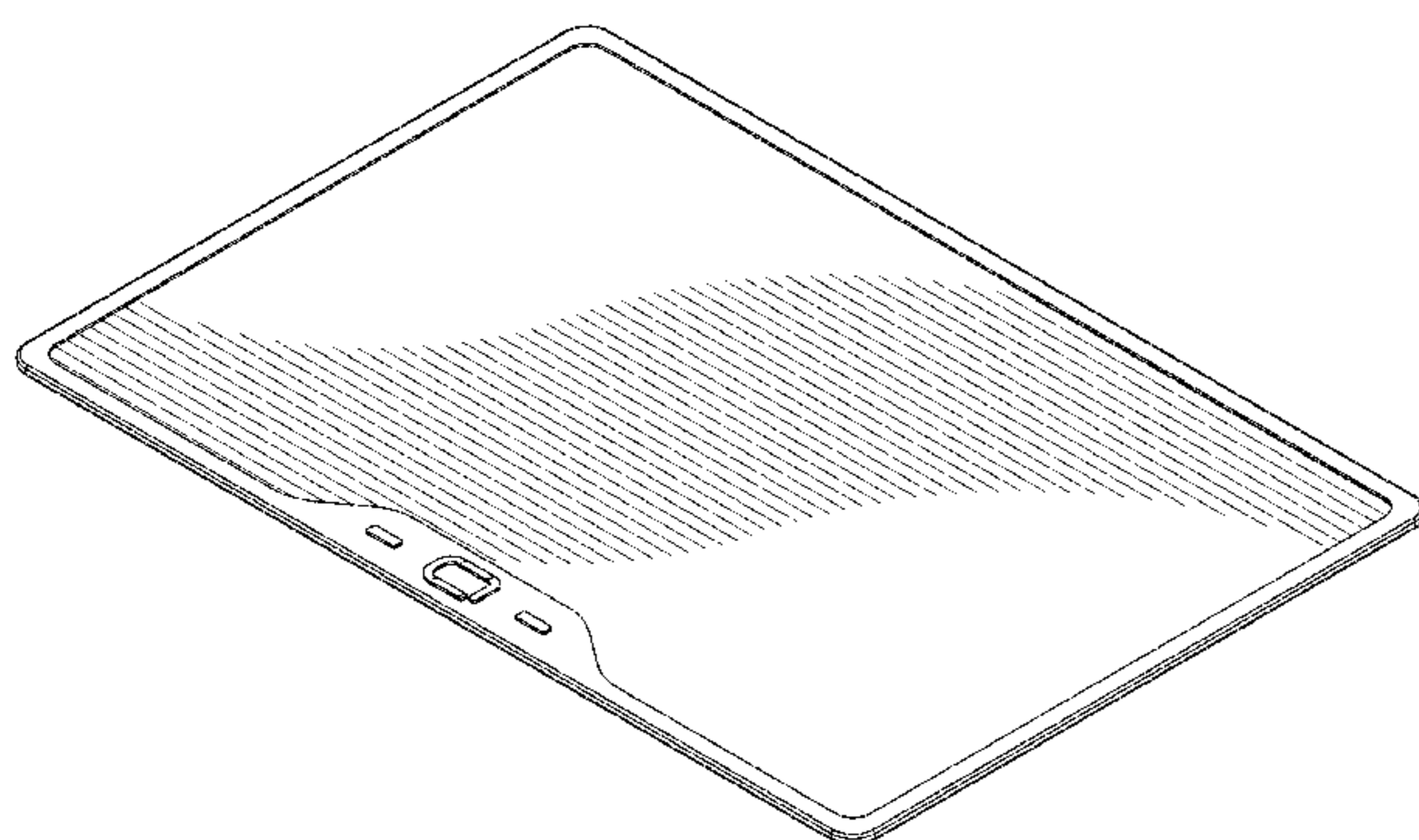
(57) **CLAIM**

The ornamental design for a flexible electronic tablet, as shown and described.

**DESCRIPTION**

FIG. 1 is a front perspective view of a flexible electronic tablet showing the new design in a flat position.  
 FIG. 2 is a rear perspective view thereof.  
 FIG. 3 is a front elevation view thereof.  
 FIG. 4 is a rear elevation view thereof.  
 FIG. 5 is a left side view thereof.  
 FIG. 6 is a right side view thereof.  
 FIG. 7 is a top view thereof.  
 FIG. 8 is a bottom view thereof.  
 FIG. 9 is a front perspective view of the flexible electronic tablet of FIG. 1 shown in a flexed position.  
 FIG. 10 is a front elevation view thereof.  
 FIG. 11 is a rear elevation view thereof.  
 FIG. 12 is a left side view thereof.  
 FIG. 13 is a right side view thereof.  
 FIG. 14 is a top view thereof.  
 FIG. 15 is a bottom view thereof.  
 FIG. 16 is a front perspective view of the flexible electronic table of FIG. 1 shown in a second flexed position; and,  
 FIG. 17 is a bottom view thereof.

**1 Claim, 13 Drawing Sheets**



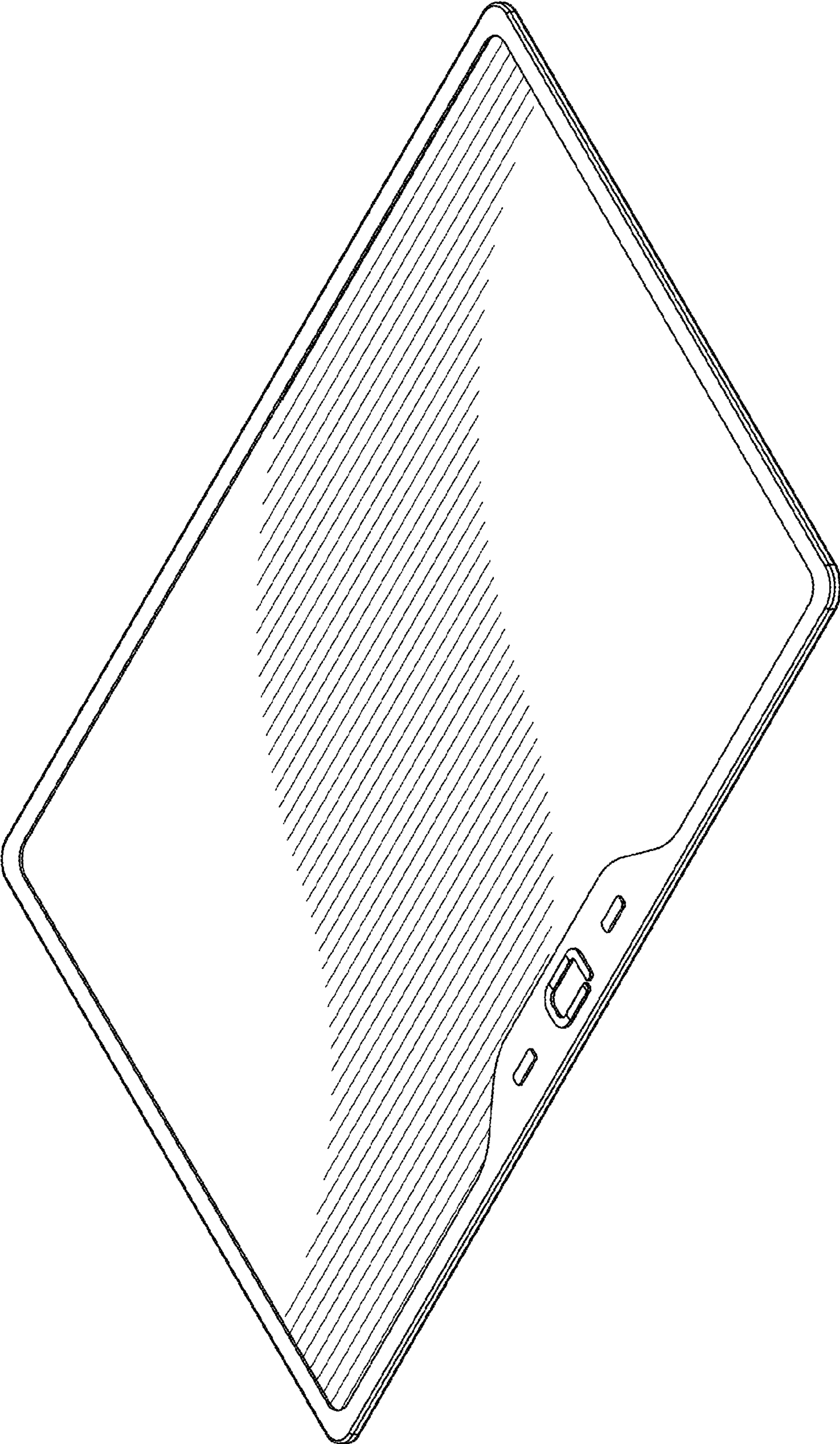


FIG. 1

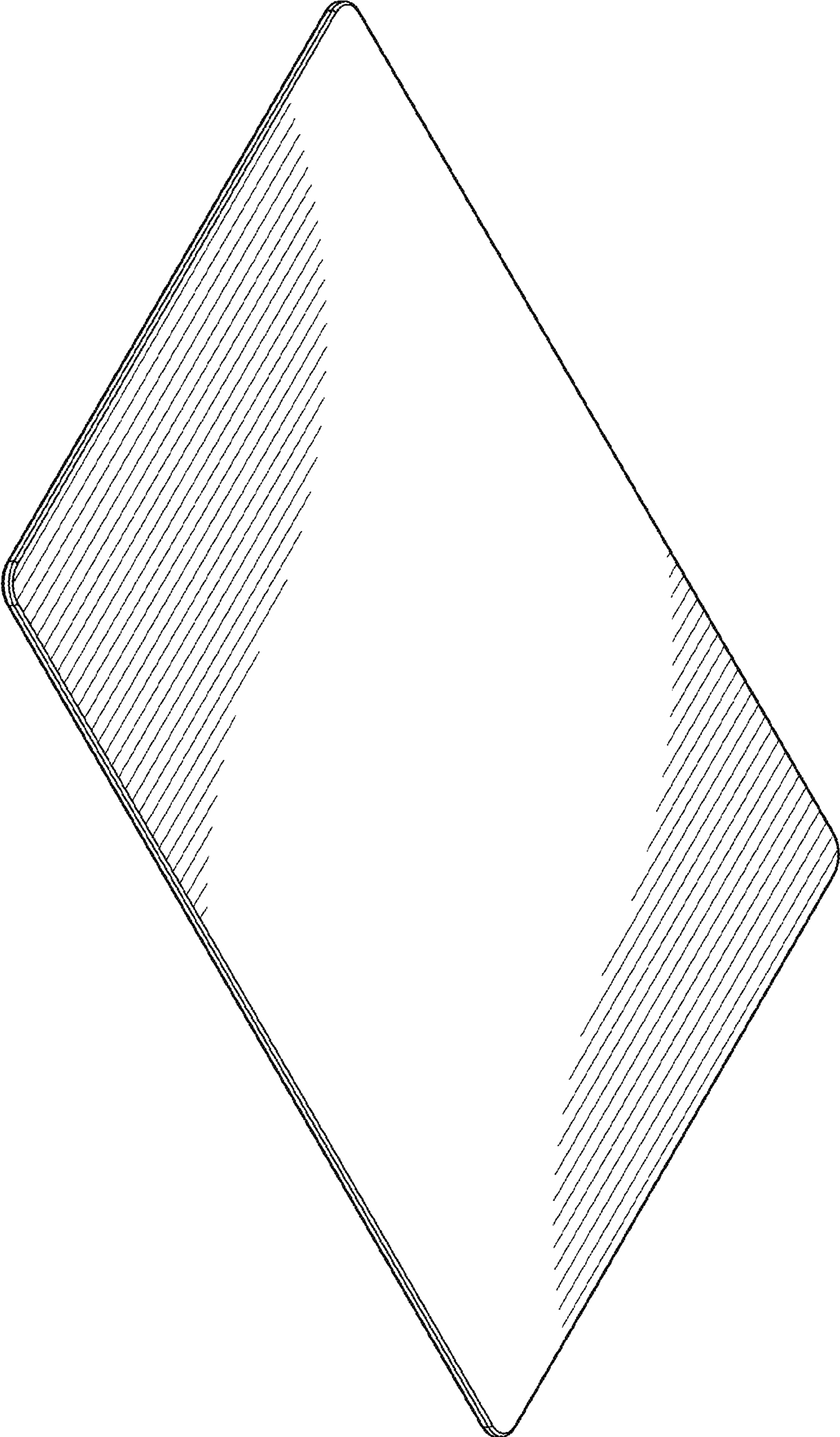


FIG. 2

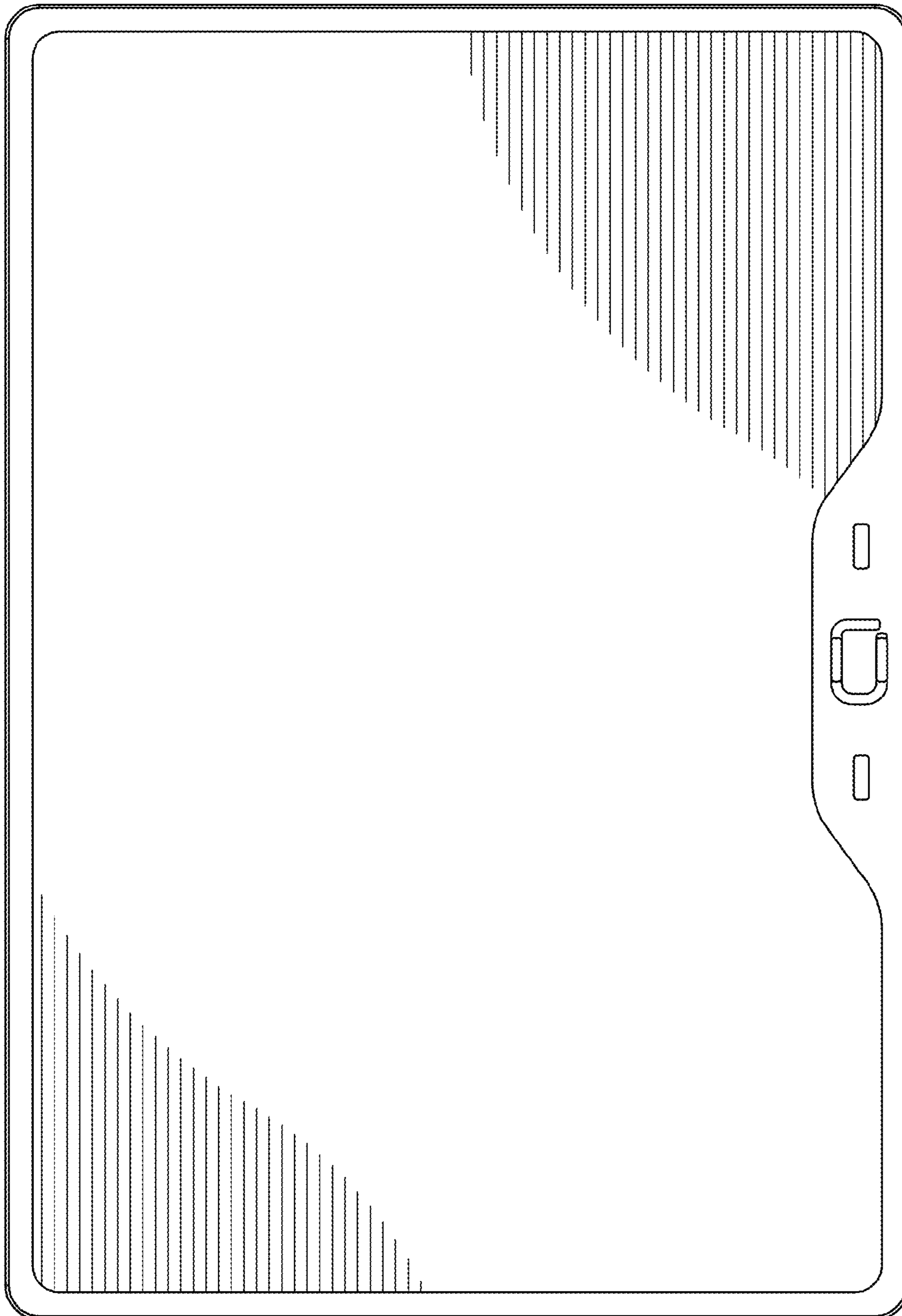


FIG. 3




FIG. 4



FIG. 5



FIG. 6



FIG. 7



FIG. 8

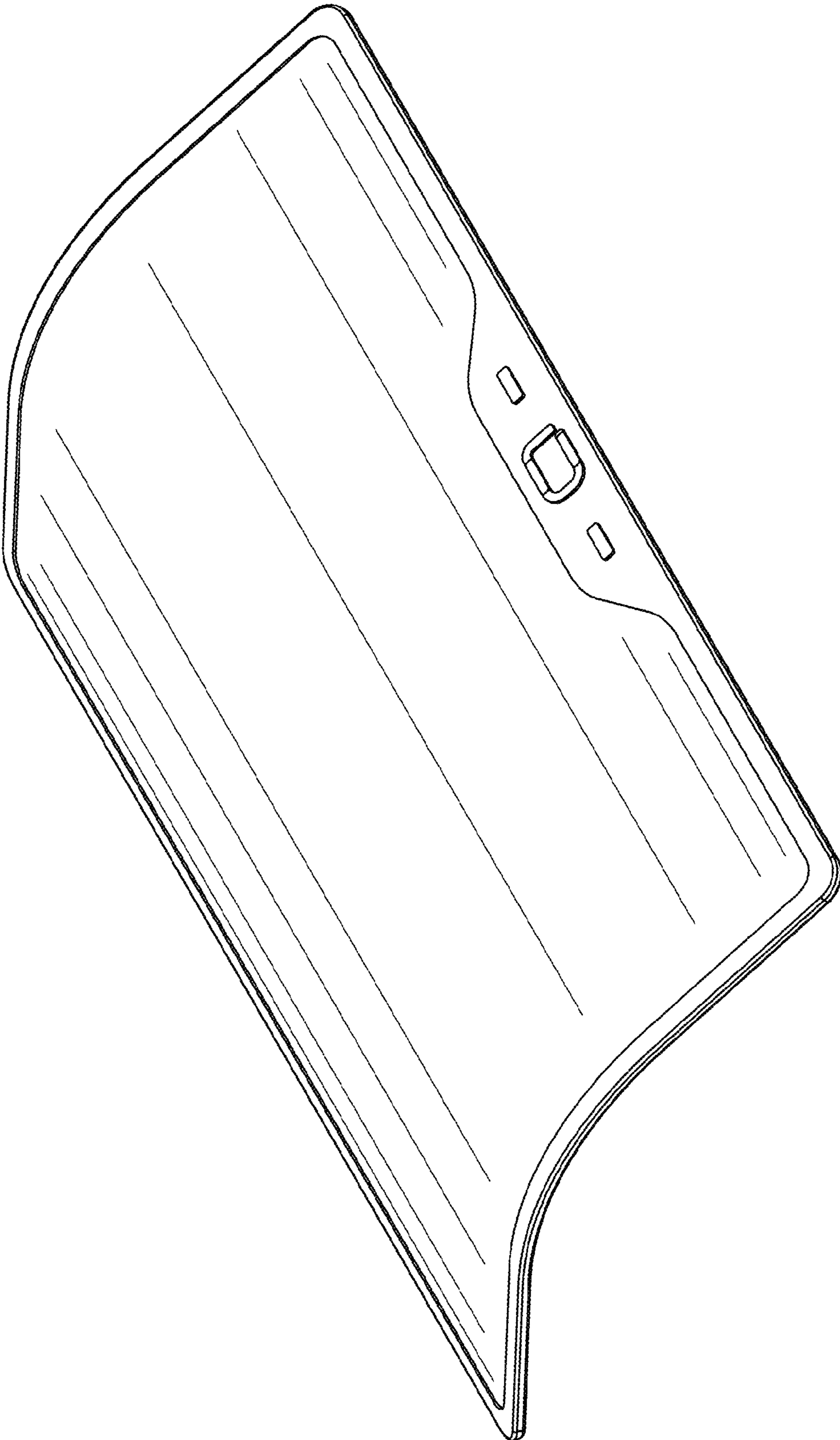


FIG. 9



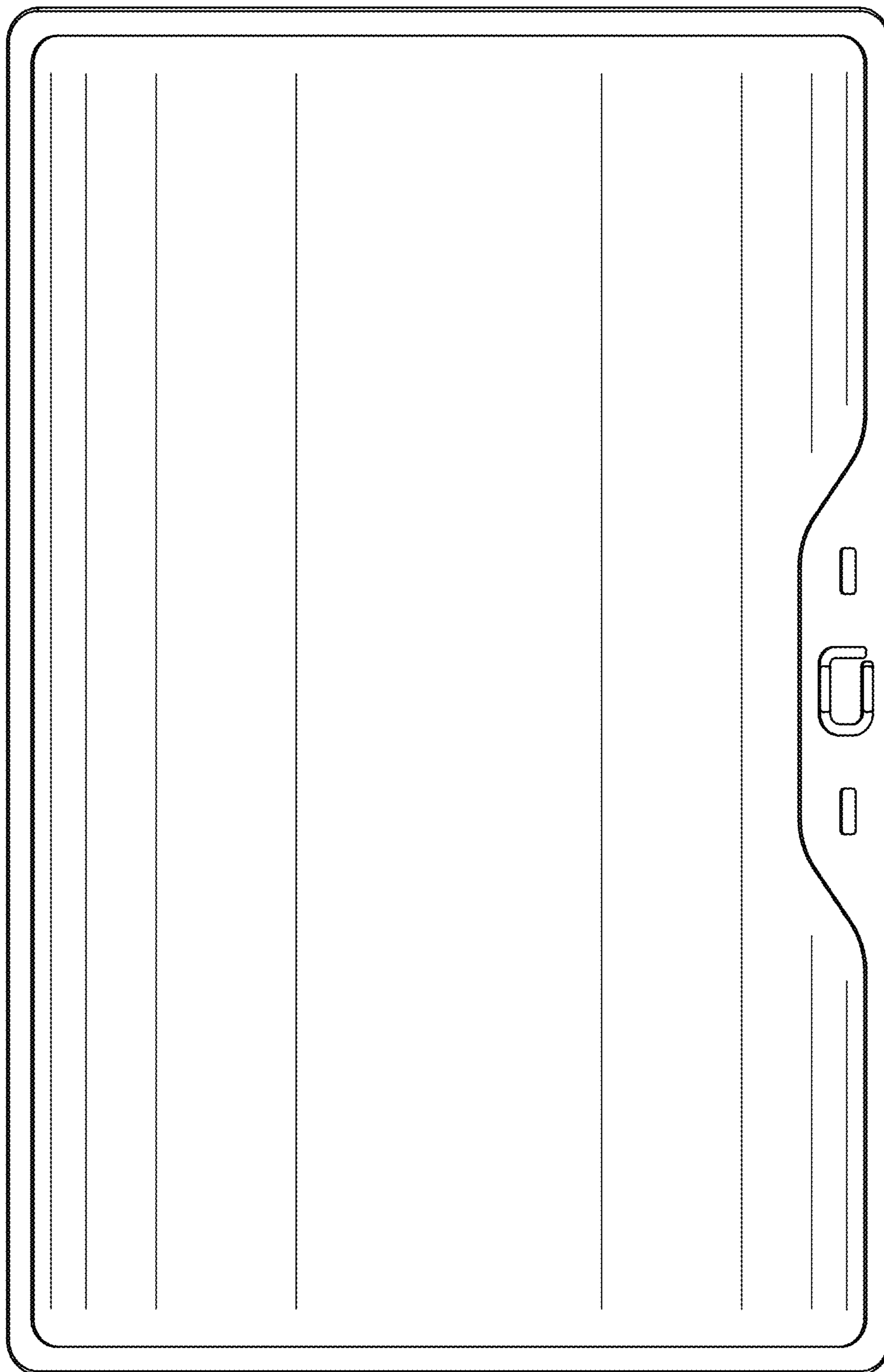


FIG. 10




FIG. 11

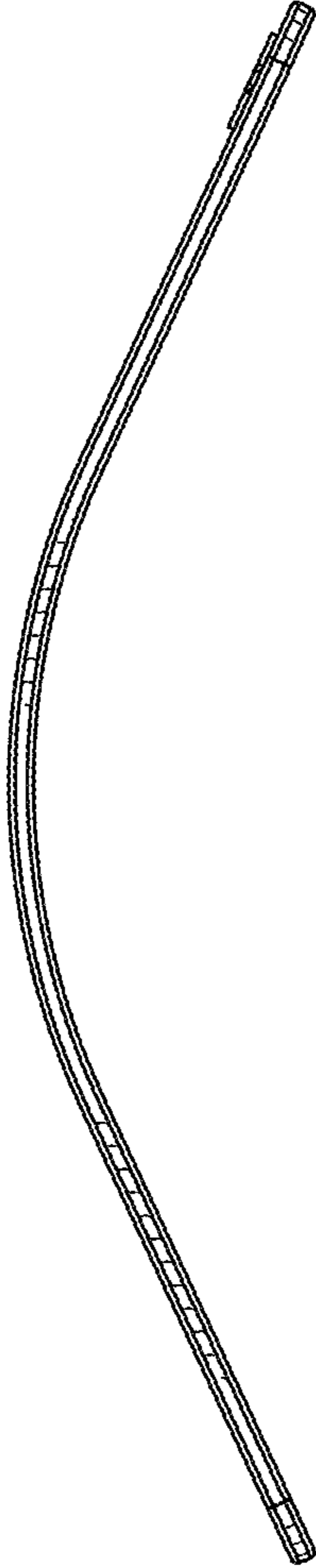


FIG. 12

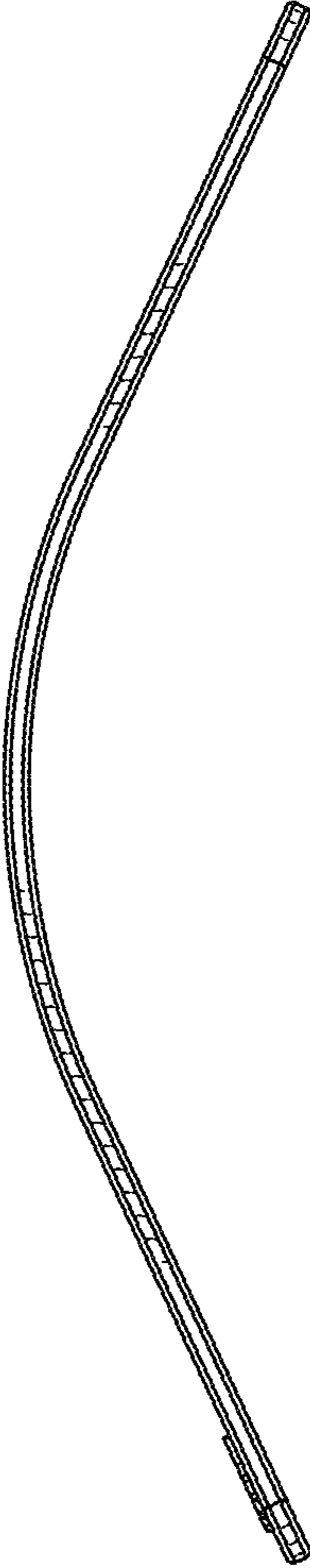


FIG. 13




FIG. 14

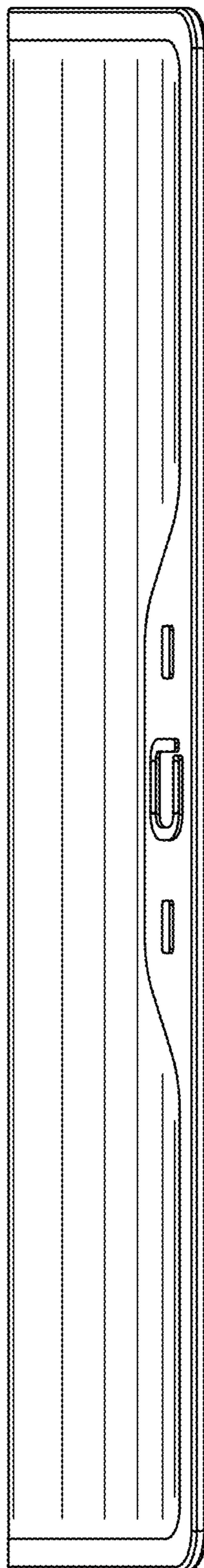


FIG. 15

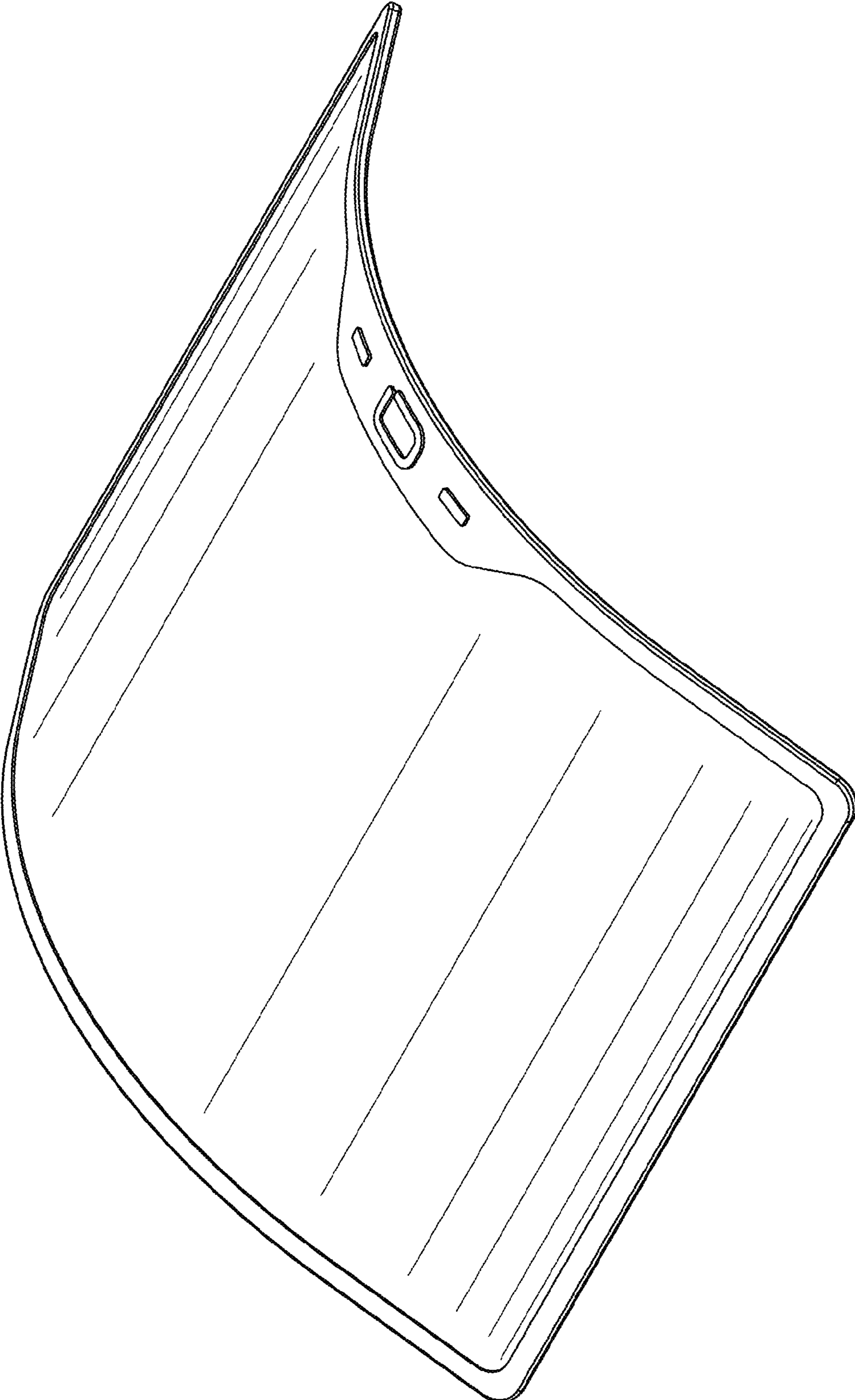


FIG. 16

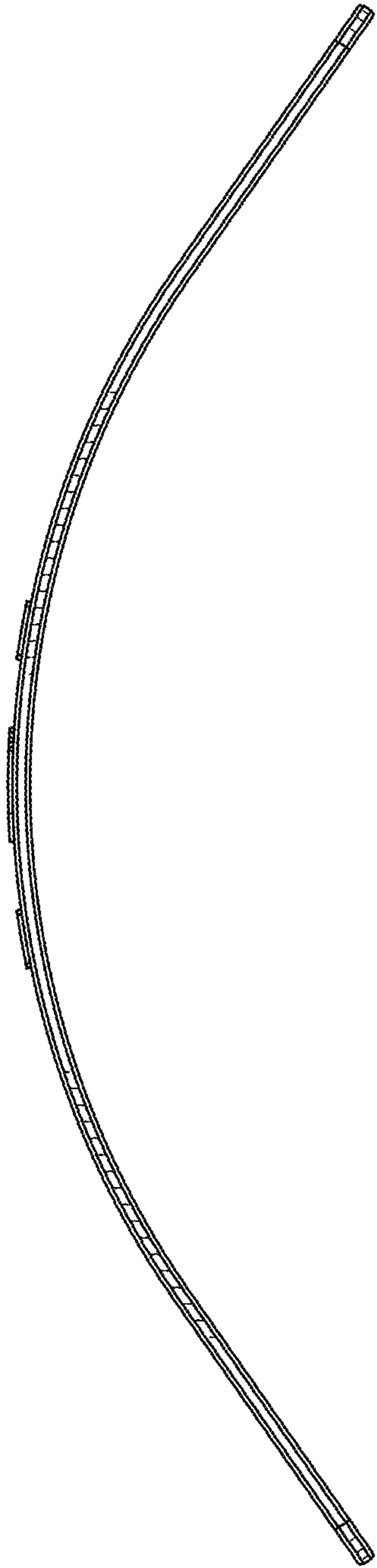


FIG. 17