



US00D711863S

(12) **United States Design Patent**  
**Wen**

(10) **Patent No.:** **US D711,863 S**

(45) **Date of Patent:** **\*\* Aug. 26, 2014**

(54) **IPHONE SLIDE RAIL WITH A MOBILE POWER SUPPLY**

(71) Applicant: **MeiChan Wen**, ShenZhen (CN)

(72) Inventor: **MeiChan Wen**, ShenZhen (CN)

(73) Assignee: **Hello Technology Limited**, Shenzhen, Guangdong Province (CN)

(\*\*) Term: **14 Years**

(21) Appl. No.: **29/437,553**

(22) Filed: **Nov. 18, 2012**

(51) **LOC (10) Cl.** ..... **14-03**

(52) **U.S. Cl.**  
USPC ..... **D14/250**

(58) **Field of Classification Search**  
USPC ..... D14/250, 440, 238.1, 251–253,  
D14/203.3–203.7, 217, 496, 248, 240, 447,  
D14/341–347, 432, 434; D13/103, 107,  
D13/108, 119, 110, 118, 184, 199; D3/201,  
D3/218, 247, 269, 273, 301, 303;  
361/679.56, 679.3, 679.25, 816;  
379/426, 433.11, 455; 455/575.1,  
455/575.8; 220/4.02; 320/107; 224/191,  
224/240, 241, 245, 682, 683

See application file for complete search history.

(56) **References Cited**

**U.S. PATENT DOCUMENTS**

D556,681 S \* 12/2007 Kim ..... D13/103  
D561,092 S \* 2/2008 Kim ..... D13/103  
7,612,997 B1 \* 11/2009 Diebel et al. .... 361/679.56  
D616,360 S \* 5/2010 Huang ..... D13/103  
D616,361 S \* 5/2010 Huang ..... D13/103  
7,782,610 B2 \* 8/2010 Diebel et al. .... 361/679.56  
7,889,498 B2 \* 2/2011 Diebel et al. .... 361/679.56  
D647,108 S \* 10/2011 Lee ..... D14/496  
D648,714 S \* 11/2011 Jones et al. .... D14/250  
D648,715 S \* 11/2011 Jones et al. .... D14/250  
D648,716 S \* 11/2011 Jones et al. .... D14/250

D649,143 S \* 11/2011 Jones et al. .... D14/250  
D653,202 S \* 1/2012 Hasbrook et al. .... D13/103  
D664,091 S \* 7/2012 Pliner et al. .... D13/108  
D670,281 S \* 11/2012 Corpuz et al. .... D14/250  
D670,689 S \* 11/2012 Wang ..... D14/250  
D671,493 S \* 11/2012 Hasbrook et al. .... D13/119  
D676,432 S \* 2/2013 Hasbrook et al. .... D14/250  
D677,249 S \* 3/2013 Li et al. .... D14/250  
8,483,758 B2 \* 7/2013 Huang ..... 455/557  
D687,426 S \* 8/2013 Requa ..... D14/250  
8,531,833 B2 \* 9/2013 Diebel et al. .... 361/679.56  
2009/0160399 A1 \* 6/2009 Woud ..... 320/115  
2009/0160400 A1 \* 6/2009 Woud ..... 320/115  
2009/0186264 A1 \* 7/2009 Huang ..... 429/96

(Continued)

**FOREIGN PATENT DOCUMENTS**

CN 302573150 \* 9/2013

*Primary Examiner* — Adir Aronovich

*Assistant Examiner* — Ethiene Salgado-Rodriguez

(74) *Attorney, Agent, or Firm* — Michael D. Eisenberg;  
Jeanette Meng Nakagawa

(57) **CLAIM**

The ornamental design for an iPhone slide rail with a mobile power supply, as shown and described.

**DESCRIPTION**

FIG. 1 is a front perspective view of an iPhone slide rail with a mobile power supply showing my new design;

FIG. 2 is a bottom plan view thereof;

FIG. 3 is a top plan view thereof;

FIG. 4 is a front elevational view thereof;


FIG. 5 is a right side elevational side view thereof;

FIG. 6 is a left side elevational side view thereof; and,

FIG. 7 is a rear elevational view thereof.

The “iPhone™” forming part of the claim design is a registered trademark. The owner of the registered trademark is Apple Inc. Corporation, California 1 Infinite Loop Cupertino Calif. 95014.

**1 Claim, 4 Drawing Sheets**



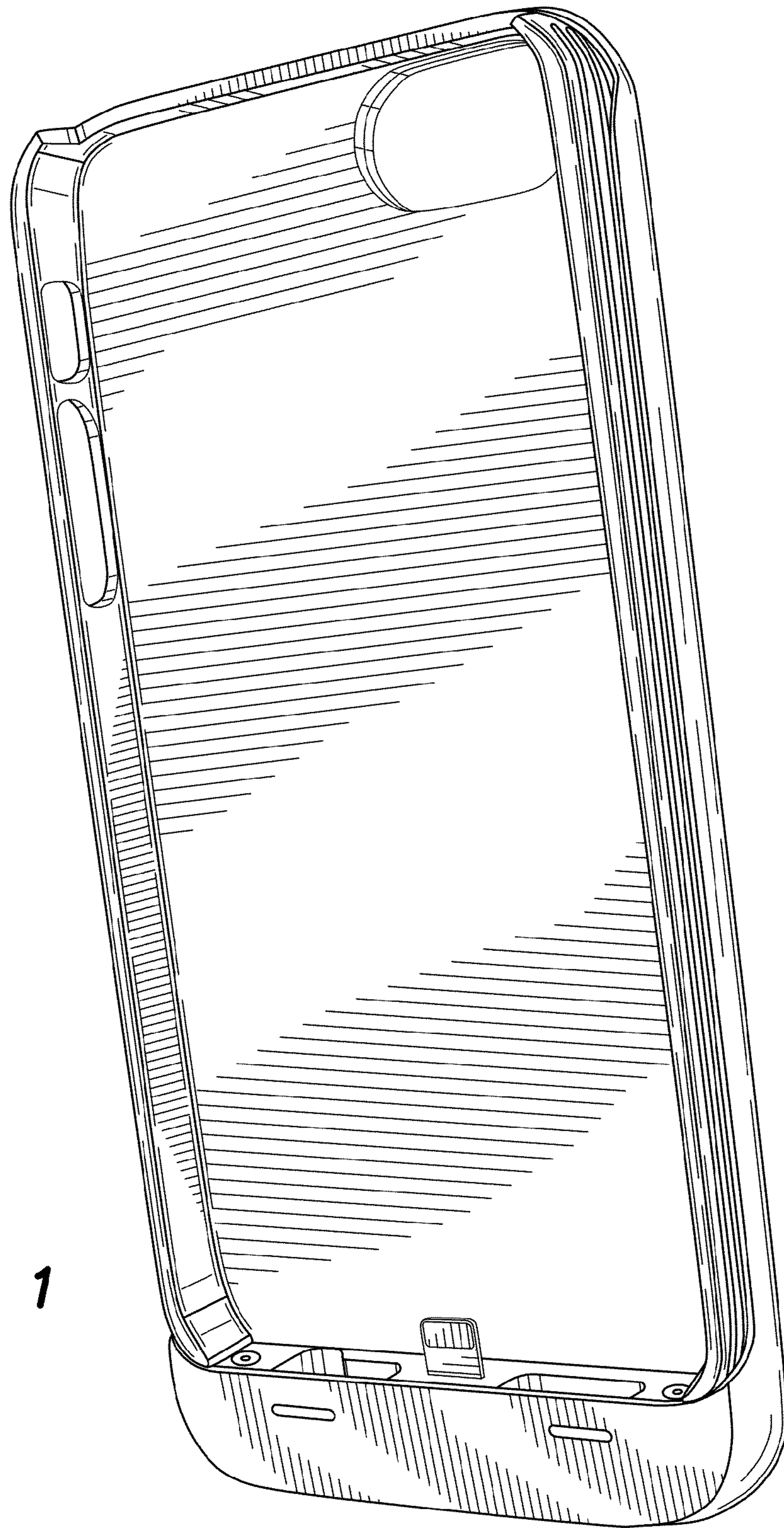
(56)

**References Cited**

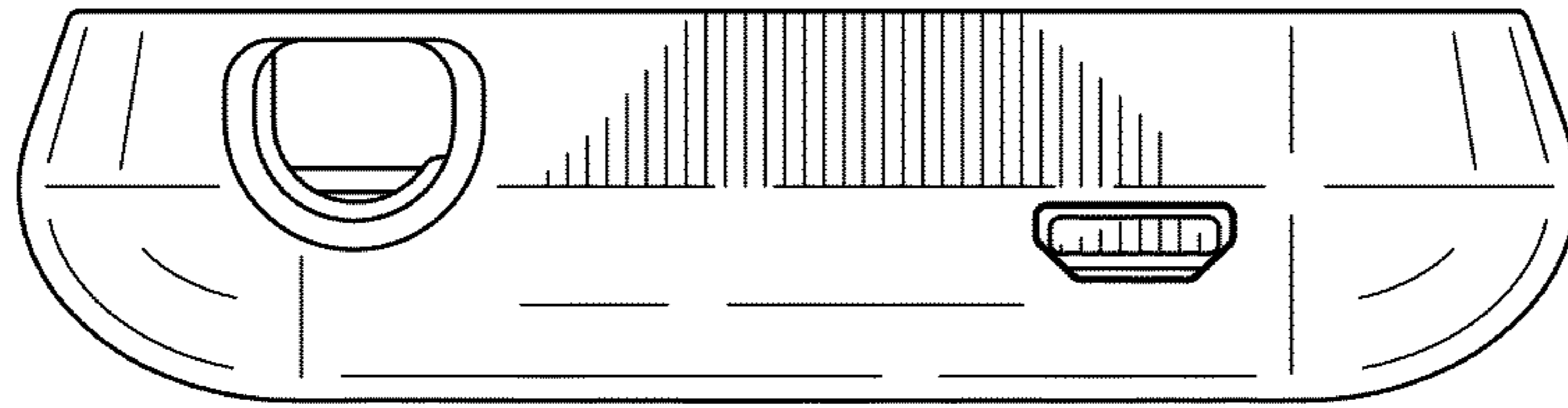
2010/0124040 A1\* 5/2010 Diebel et al. .... 361/816  
2011/0159324 A1\* 6/2011 Huang et al. .... 429/7

U.S. PATENT DOCUMENTS

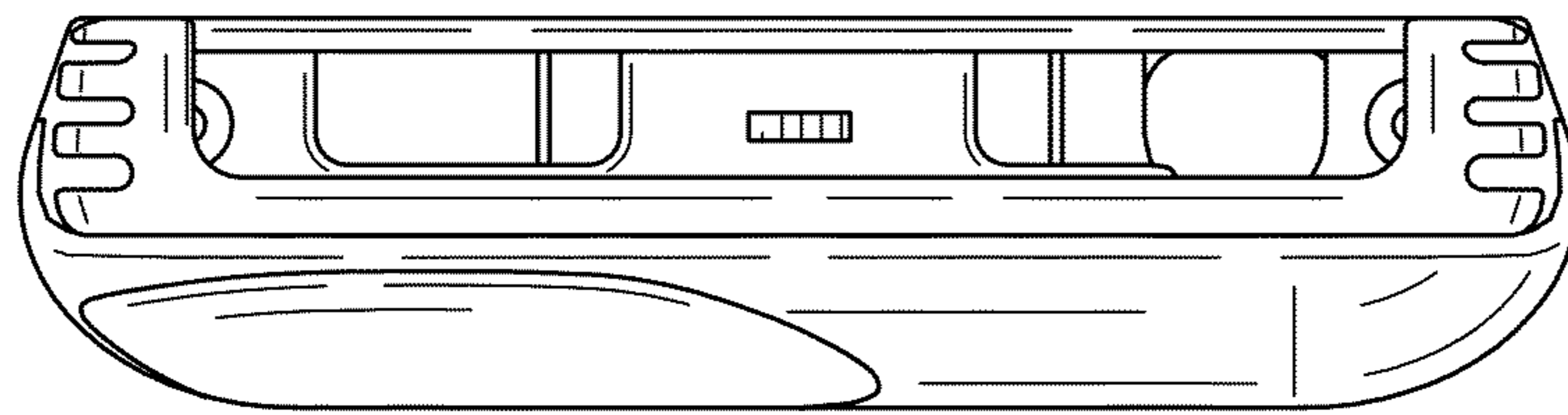
2010/0013431 A1\* 1/2010 Liu ..... 320/108 \* cited by examiner



**FIG. 1**



**FIG. 2**



**FIG. 3**







FIG. 4

FIG. 5






FIG. 6

FIG. 7

