



US00D711856S

(12) **United States Design Patent**  
**Kim et al.**

(10) **Patent No.:** **US D711,856 S**

(45) **Date of Patent:** **\*\* Aug. 26, 2014**

(54) **SPEAKER**

(71) Applicant: **Samsung Electronics Co., Ltd.**,  
Suwon-Si (KR)  
(72) Inventors: **Kyounghoon Kim**, Sunnam-si (KR);  
**Sungjin Ann**, Seoul (KR); **Jaewook**  
**Yoo**, Seoul (KR)  
(73) Assignee: **Samsung Electronics Co., Ltd.**,  
Gyeonggi-do (KR)

(\*\*) Term: **14 Years**

(21) Appl. No.: **29/457,796**

(22) Filed: **Jun. 13, 2013**

(30) **Foreign Application Priority Data**

Dec. 13, 2012 (KR) ..... 30-2012-0060268

(51) **LOC (10) Cl.** ..... **14-01**

(52) **U.S. Cl.**  
USPC ..... **D14/221**

(58) **Field of Classification Search**  
USPC ..... D14/204, 207, 209–216, 168, 221;  
D3/272–274, 281, 291–294;  
181/141–148, 150, 157, 198, 199, 151,  
181/153; 381/300–302, 306, 333, 345,  
381/361–164, 386–388, 332, 336

See application file for complete search history.

(56) **References Cited**

U.S. PATENT DOCUMENTS

4,289,929	A *	9/1981	Hathaway	.....	381/351
4,872,527	A *	10/1989	Han	.....	181/160
5,546,468	A *	8/1996	Beard	.....	381/86
6,411,720	B1 *	6/2002	Pritchard	.....	381/348
D465,211	S *	11/2002	Lawrence	.....	D14/214
D505,939	S *	6/2005	Dayan	.....	D14/215
D505,942	S *	6/2005	Meyer et al.	.....	D14/215
D531,166	S *	10/2006	Baird	.....	D14/207
D563,390	S *	3/2008	Vafiadis	.....	D14/215
D618,214	S *	6/2010	Wang et al.	.....	D14/209.1
D676,025	S *	2/2013	Davies et al.	.....	D14/215
D678,246	S *	3/2013	Davies et al.	.....	D14/215

\* cited by examiner

*Primary Examiner* — Prabhakar Deshmukh

(74) *Attorney, Agent, or Firm* — Harness, Dickey & Pierce,  
P.L.C.

(57) **CLAIM**

The ornamental design for a speaker, as shown and described.

**DESCRIPTION**

FIG. 1 is the perspective view of a speaker showing our new design;  
FIG. 2 is the front view thereof;  
FIG. 3 is the rear view thereof;  
FIG. 4 is the left-side view thereof;  
FIG. 5 is the right-side view thereof;  
FIG. 6 is the top plan view thereof; and,  
FIG. 7 is the bottom plan view thereof.  
The broken lines indicate unclaimed portions and form no part of the claimed design.

**1 Claim, 7 Drawing Sheets**

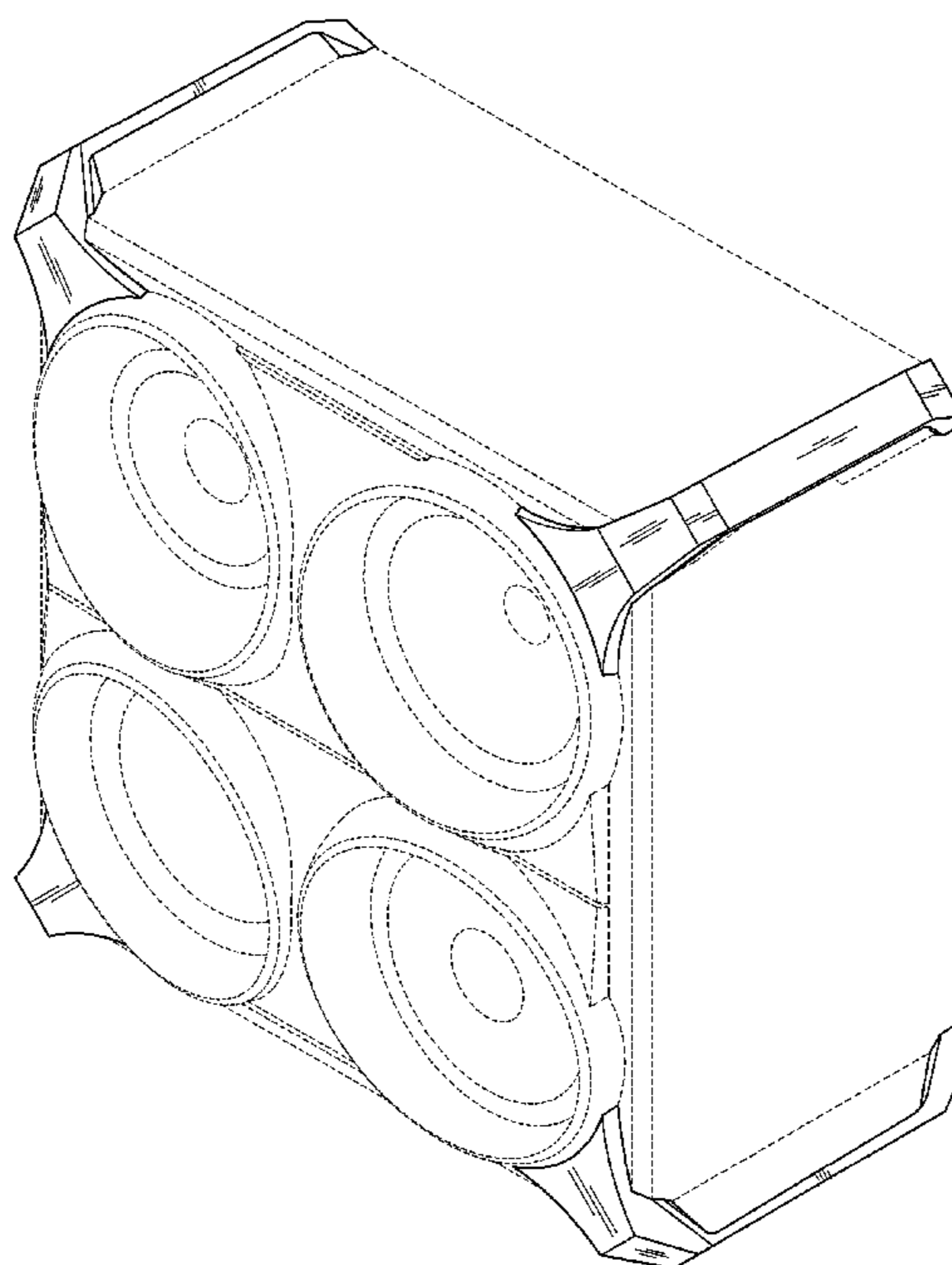


FIG. 1

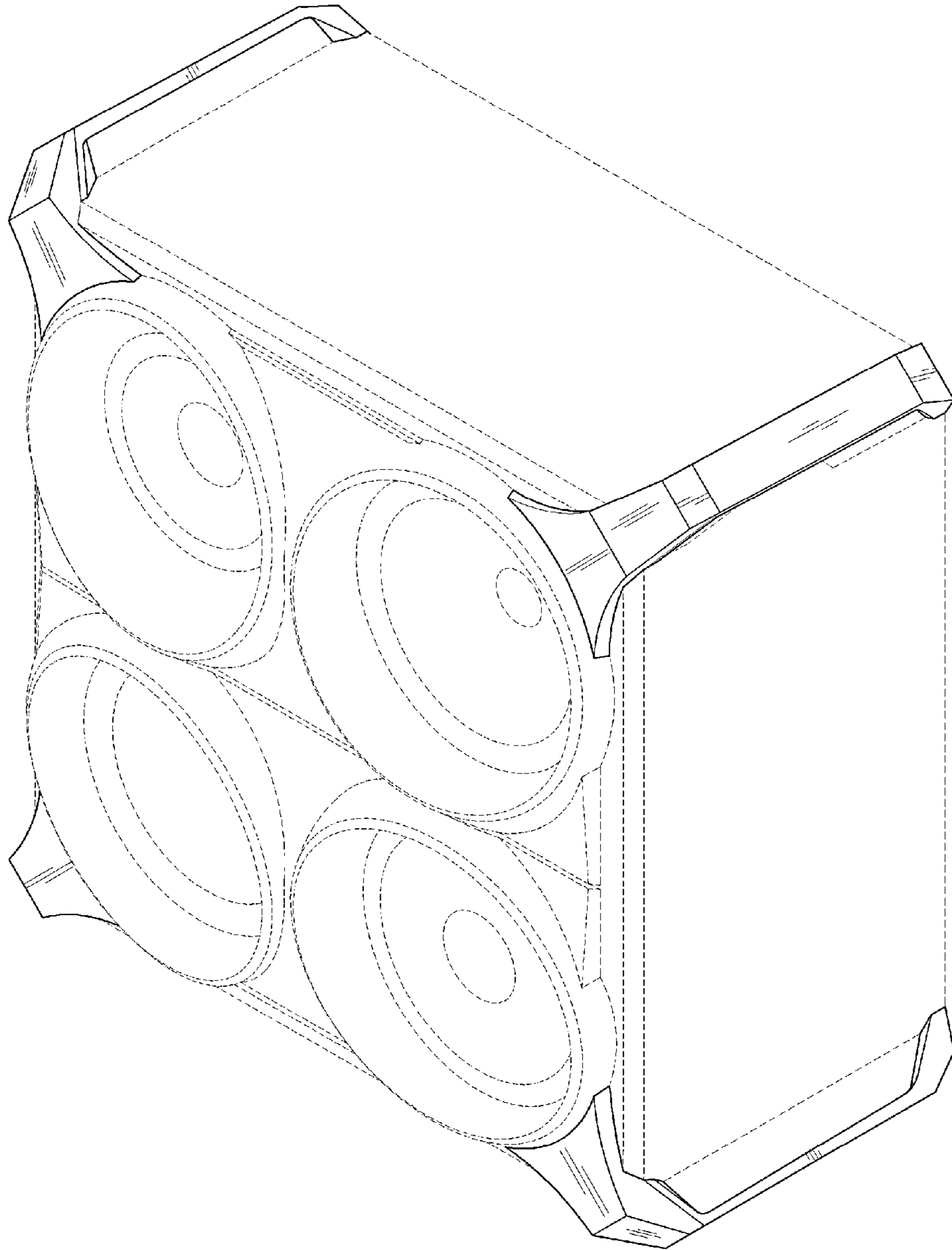


FIG. 2




FIG. 3




FIG. 4

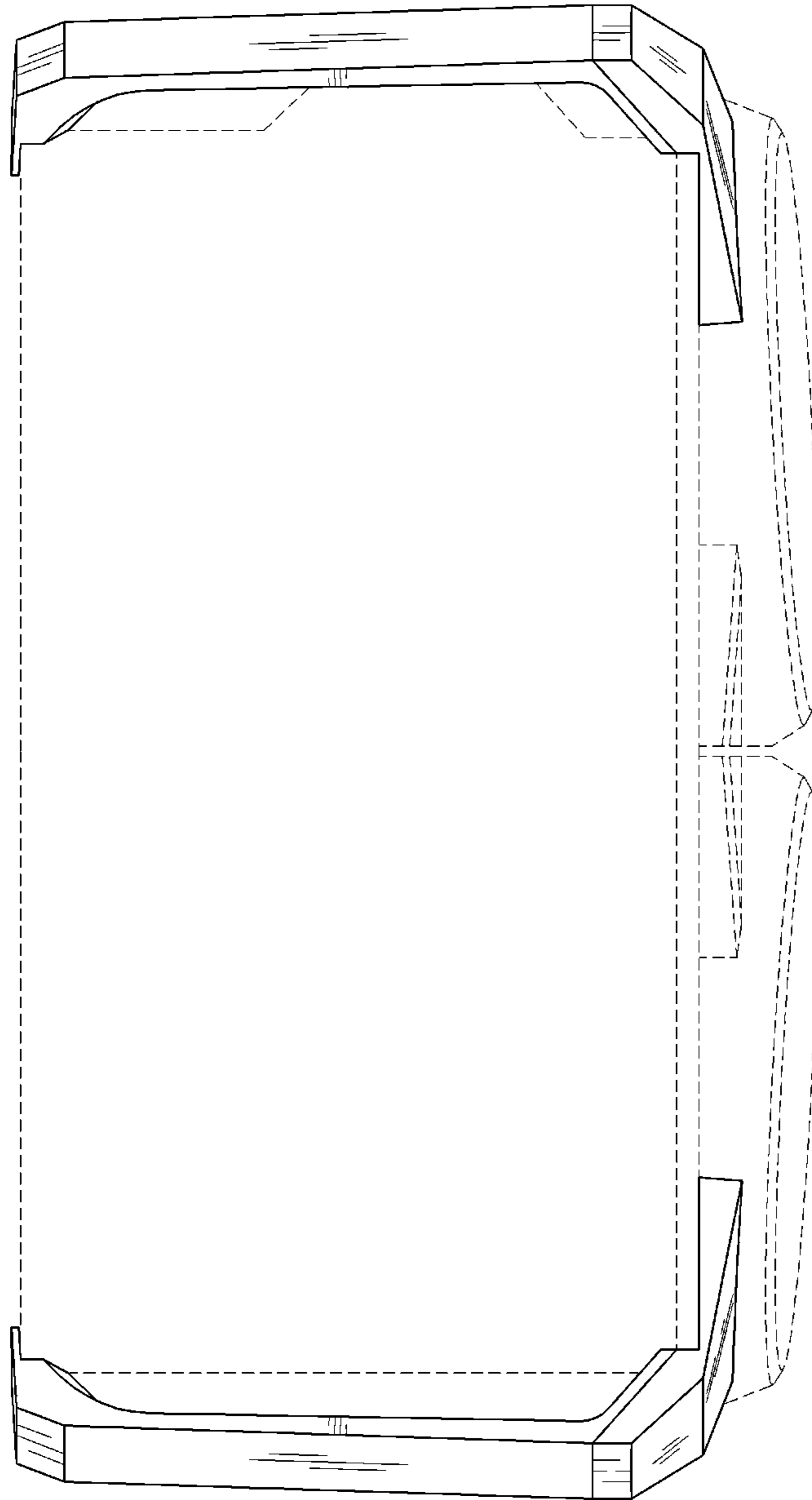


FIG. 5

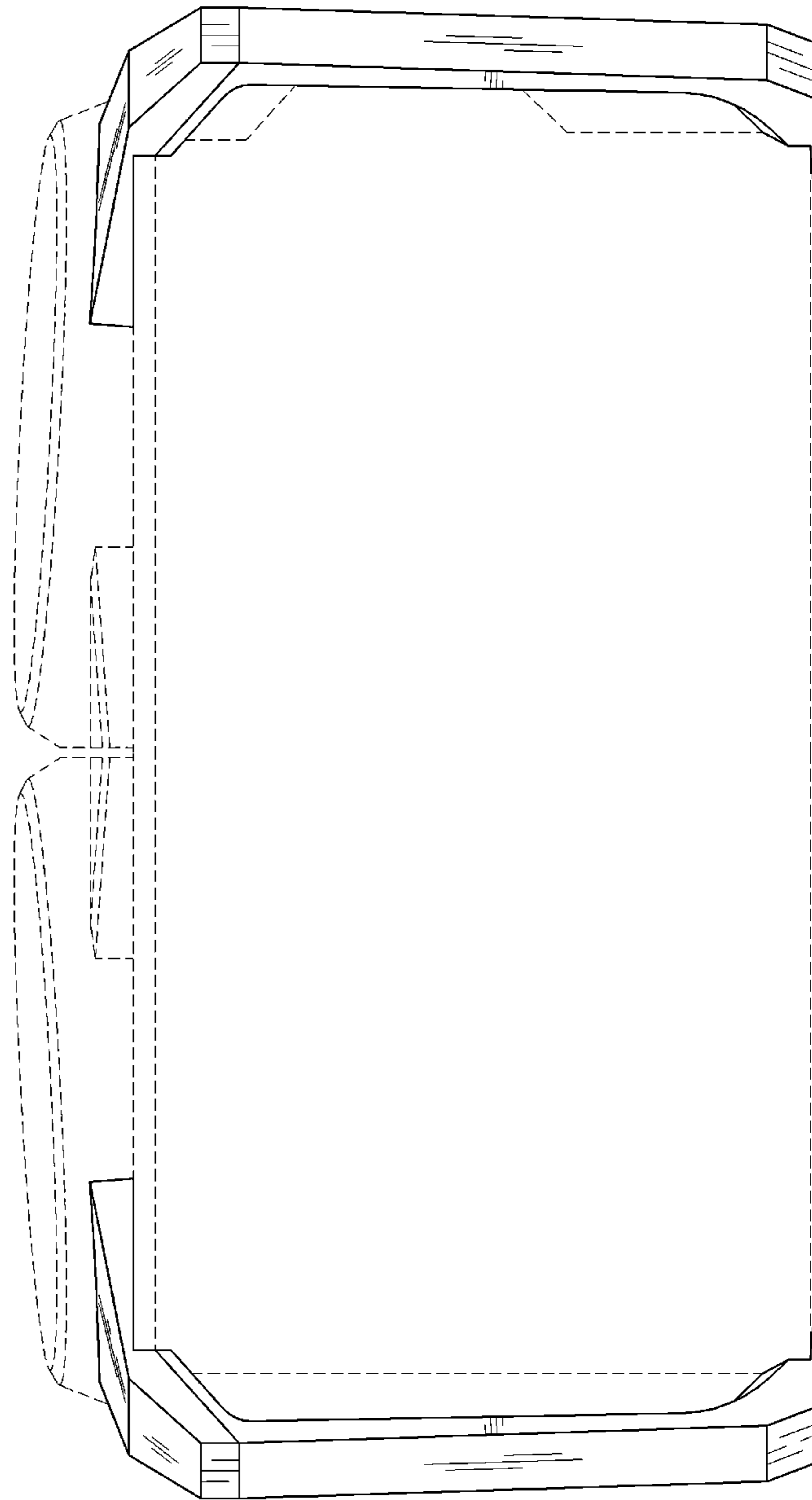


FIG. 6




FIG. 7

