



US00D711852S

(12) **United States Design Patent**
Mackiewicz et al.

(10) **Patent No.:** **US D711,852 S**

(45) **Date of Patent:** **** Aug. 26, 2014**

(54) **LOUDSPEAKER**

(56) **References Cited**

(71) Applicant: **Harman International Industries, Incorporated**, Northridge, CA (US)

U.S. PATENT DOCUMENTS

(72) Inventors: **Damian Mackiewicz**, Shenzhen (CN);
Alexander Demin, Shenzhen (CN)

D348,281 S	6/1994	Ito	
D348,895 S	7/1994	Ito	
D472,542 S	* 4/2003	Oikawa	D14/172
D531,985 S	11/2006	Yeom et al.	
D540,305 S	4/2007	Han	
D545,811 S	* 7/2007	Yamamoto et al.	D14/211
D547,748 S	7/2007	Tsuge	
D565,540 S	* 4/2008	Kim et al.	D14/211
D638,820 S	5/2011	Hotta	
D638,823 S	5/2011	Schindler	
D654,907 S	2/2012	McManigal	
D655,274 S	3/2012	McManigal	
D669,883 S	10/2012	Cheng	
D669,884 S	10/2012	Hou	
D692,858 S	* 11/2013	Millora et al.	D14/214
D701,884 S	* 4/2014	Son	D14/498

(73) Assignee: **Harman International Industries, Incorporated**, Northridge, CA (US)

(**) Term: **14 Years**

(21) Appl. No.: **29/465,096**

(22) Filed: **Aug. 23, 2013**

(51) **LOC (10) Cl.** **14-03**

(52) **U.S. Cl.**

USPC **D14/214**

(58) **Field of Classification Search**

CPC B60R 1/0217; H04M 1/03; H04M 1/035;
H04N 5/642; H04N 21/4852; H04R 1/02;
H04R 1/06; H04R 1/021; H04R 1/025;
H04R 1/026; H04R 1/028; H04R 1/105;
H04R 1/323; H04R 1/403; H04R 1/2803;
H04R 1/2834; H04R 5/02; H04R 7/20;
H04R 9/06; H04R 9/025; H04R 2201/021;
H04R 2400/00; H04R 2400/07; H04R
2499/11; H04R 2499/13; H04R 2499/15;
H04S 3/00; H04S 7/30; G06F 1/1688

USPC D14/167, 168, 170–172, 188, 194–196,
D14/204, 207, 209.1, 210–216, 221, 222,
D14/224; 181/143, 144, 147, 148, 150, 153,
181/157, 198, 199; 381/300–303, 306, 332,
381/333, 336, 345, 361–364, 386–388;
369/6–12

See application file for complete search history.

* cited by examiner

Primary Examiner — Keli L Hill

(74) *Attorney, Agent, or Firm* — Plumsea Law Group, LLC

(57) **CLAIM**

The ornamental design for a loudspeaker, as shown and described.

DESCRIPTION

FIG. 1 is a perspective view of a loudspeaker showing our new design;

FIG. 2 is a front elevational view thereof;

FIG. 3 is a side elevational view of one side thereof;

FIG. 4 is a side elevational view of the opposite side thereof;

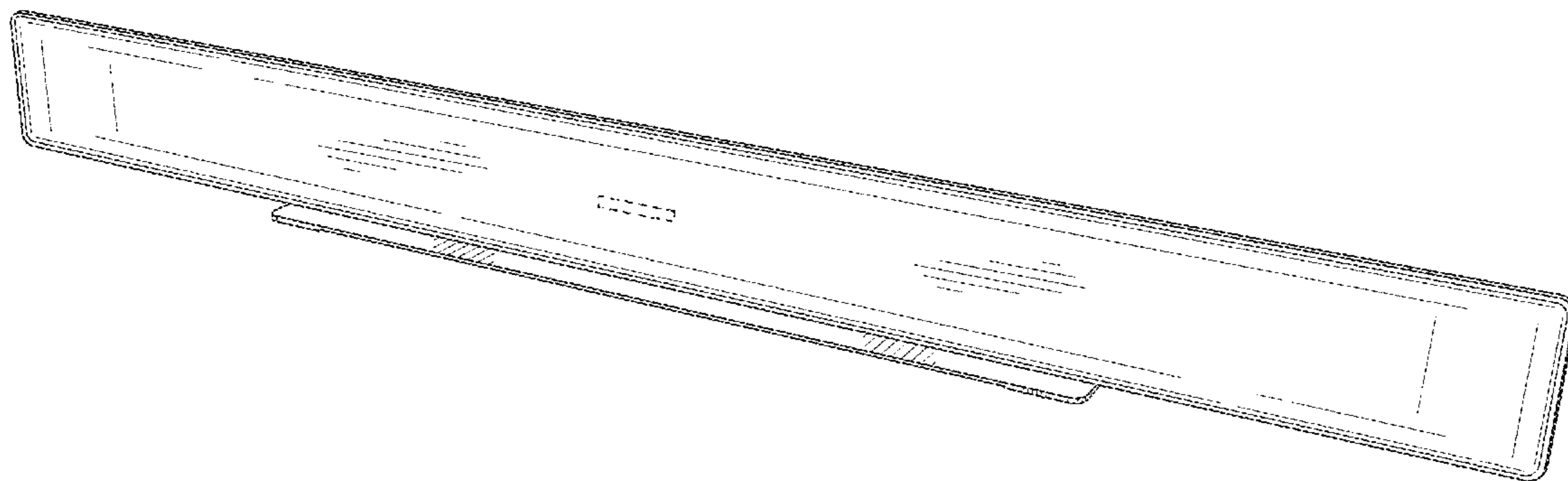
FIG. 5 is a top plan view thereof;

FIG. 6 is a bottom plan view thereof; and,

FIG. 7 is a rear elevational view thereof.

The broken line showings form no part of the claimed design.

1 Claim, 5 Drawing Sheets



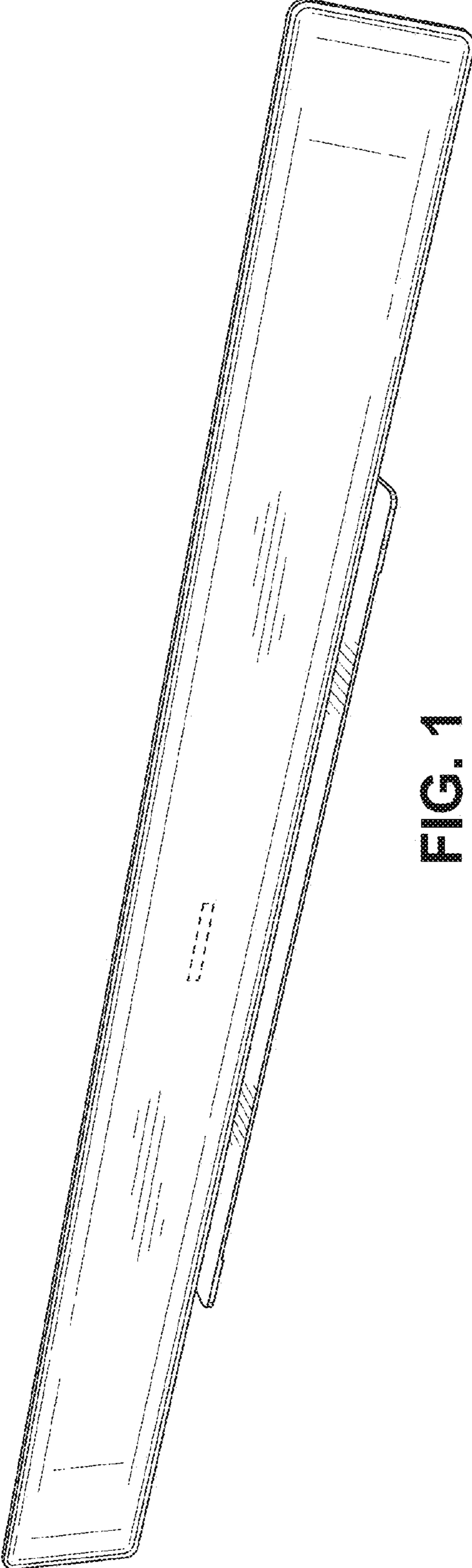


FIG. 1

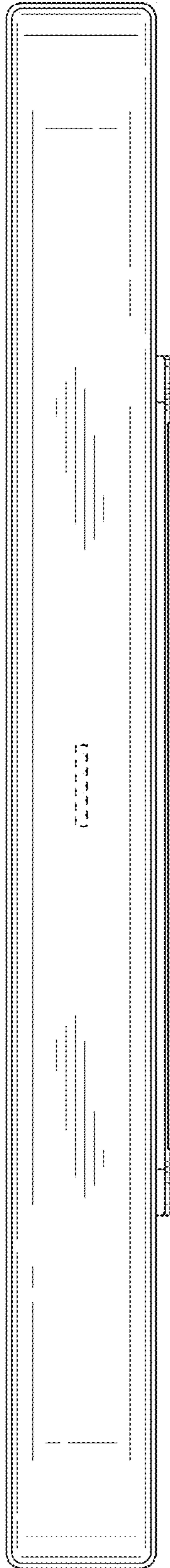


FIG. 2




FIG. 3

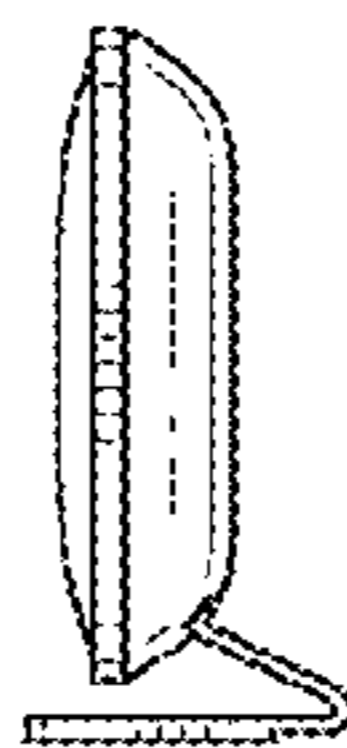


FIG. 4

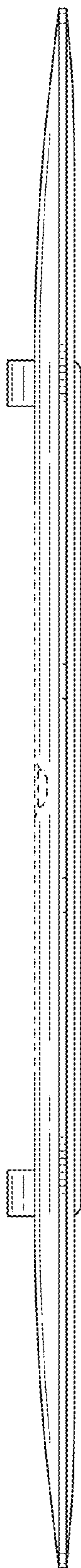


FIG. 5




FIG. 6

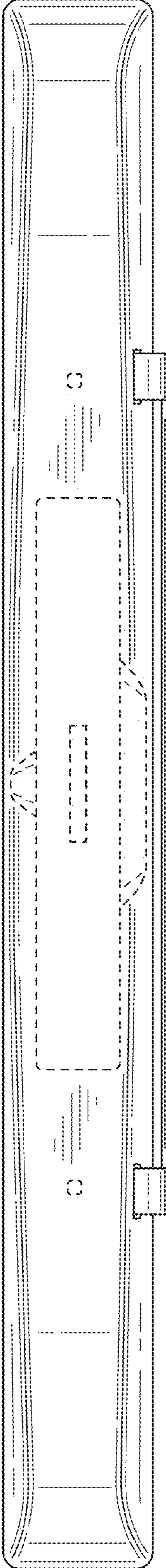


FIG. 7