



US00D711816S

(12) **United States Design Patent**
Iwabuchi

(10) **Patent No.:** **US D711,816 S**
(45) **Date of Patent:** **** Aug. 26, 2014**

(54) **SIDEWALL PORTION OF AN AUTOMOBILE TIRE**

(71) Applicant: **Bridgestone Corporation**, Tokyo (JP)

(72) Inventor: **Sotaro Iwabuchi**, Tokyo (JP)

(73) Assignee: **Bridgestone Corporation**, Tokyo (JP)

(**) Term: **14 Years**

(21) Appl. No.: **29/472,606**

(22) Filed: **Nov. 14, 2013**

(30) **Foreign Application Priority Data**

May 15, 2013 (JP) 2013-010666

(51) **LOC (10) Cl.** **12-15**

(52) **U.S. Cl.**
USPC **D12/605**

(58) **Field of Classification Search**
USPC D12/500-501, 544, 579, 600-605;
152/523-524, DIG. 12, 555; D7/588,
D7/396.4-396.5
See application file for complete search history.

(56) **References Cited**

U.S. PATENT DOCUMENTS

D541,211 S * 4/2007 Shondel et al. D12/605
D569,337 S * 5/2008 Iwabuchi D12/605

D588,532 S * 3/2009 Shondel D12/605
D596,119 S * 7/2009 Fujita D12/605
D597,025 S * 7/2009 Fujita D12/605
D626,502 S * 11/2010 Nakamura D12/605
D629,745 S * 12/2010 Shondel D12/605
D650,323 S * 12/2011 Morito et al. D12/605
D669,845 S * 10/2012 Iwabuchi D12/605
D671,066 S * 11/2012 Morito et al. D12/605
D683,695 S * 6/2013 Takeshima D12/605
D695,211 S * 12/2013 Yasunaga D12/605

* cited by examiner

Primary Examiner — Stacia Cadmus

(74) *Attorney, Agent, or Firm* — Sughrue Mion, PLLC

(57) **CLAIM**

The ornamental design for a sidewall portion of an automobile tire, as shown and described.

DESCRIPTION

FIG. 1 is a perspective view of sidewall portion of an automobile tire according to my new design;
FIG. 2 is a front view thereof;
FIG. 3 is a top view thereof;
FIG. 4 is a right side view thereof;
FIG. 5 is a rear view thereof;
FIG. 6 is a fragmentary enlarged view showing the details of the sidewall portion in the area defined by lines A-A and B-B in FIG. 2; and,
FIG. 7 is a section view taken along line 7-7 in FIG. 6.

1 Claim, 7 Drawing Sheets


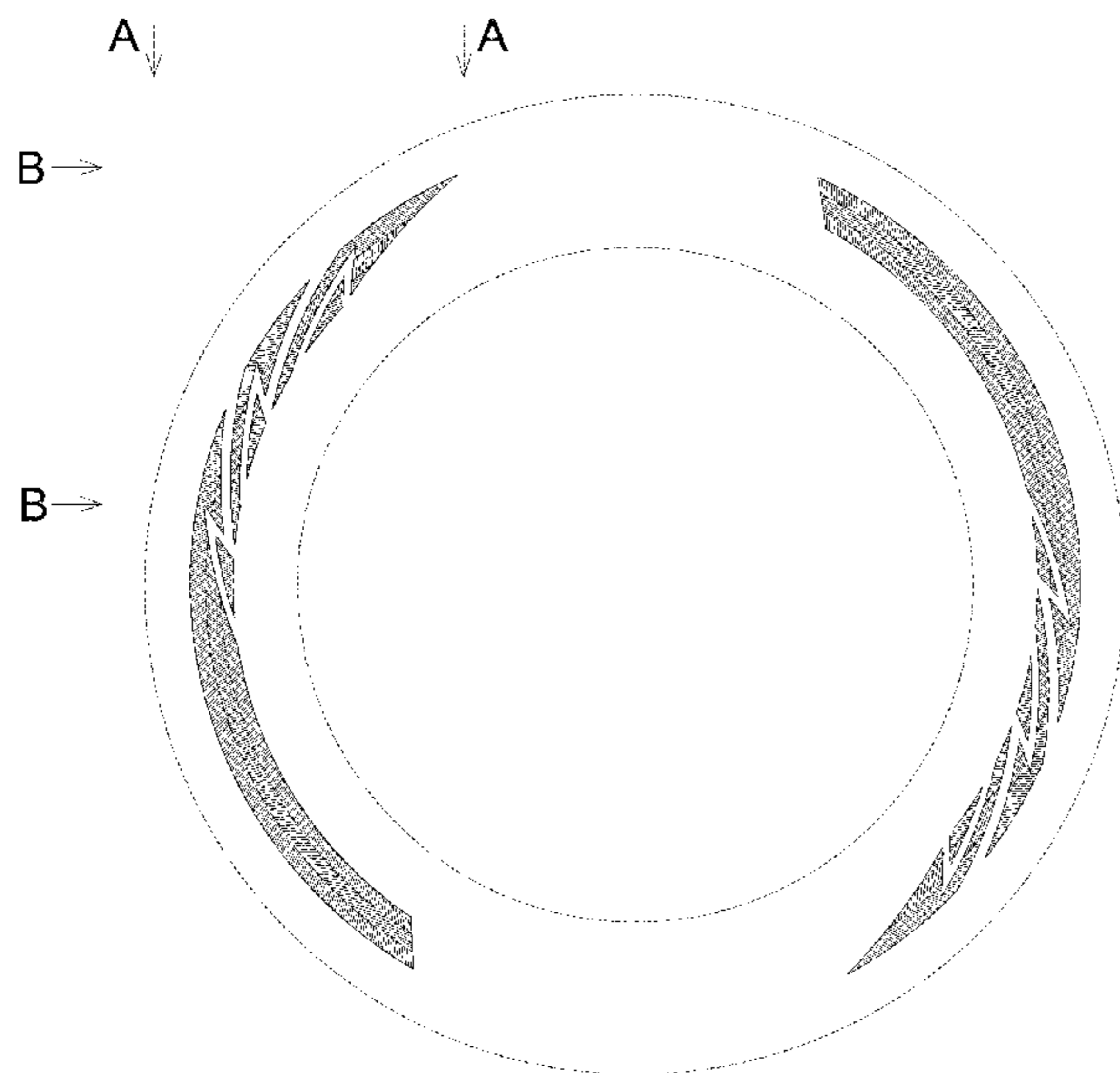


FIG. 1

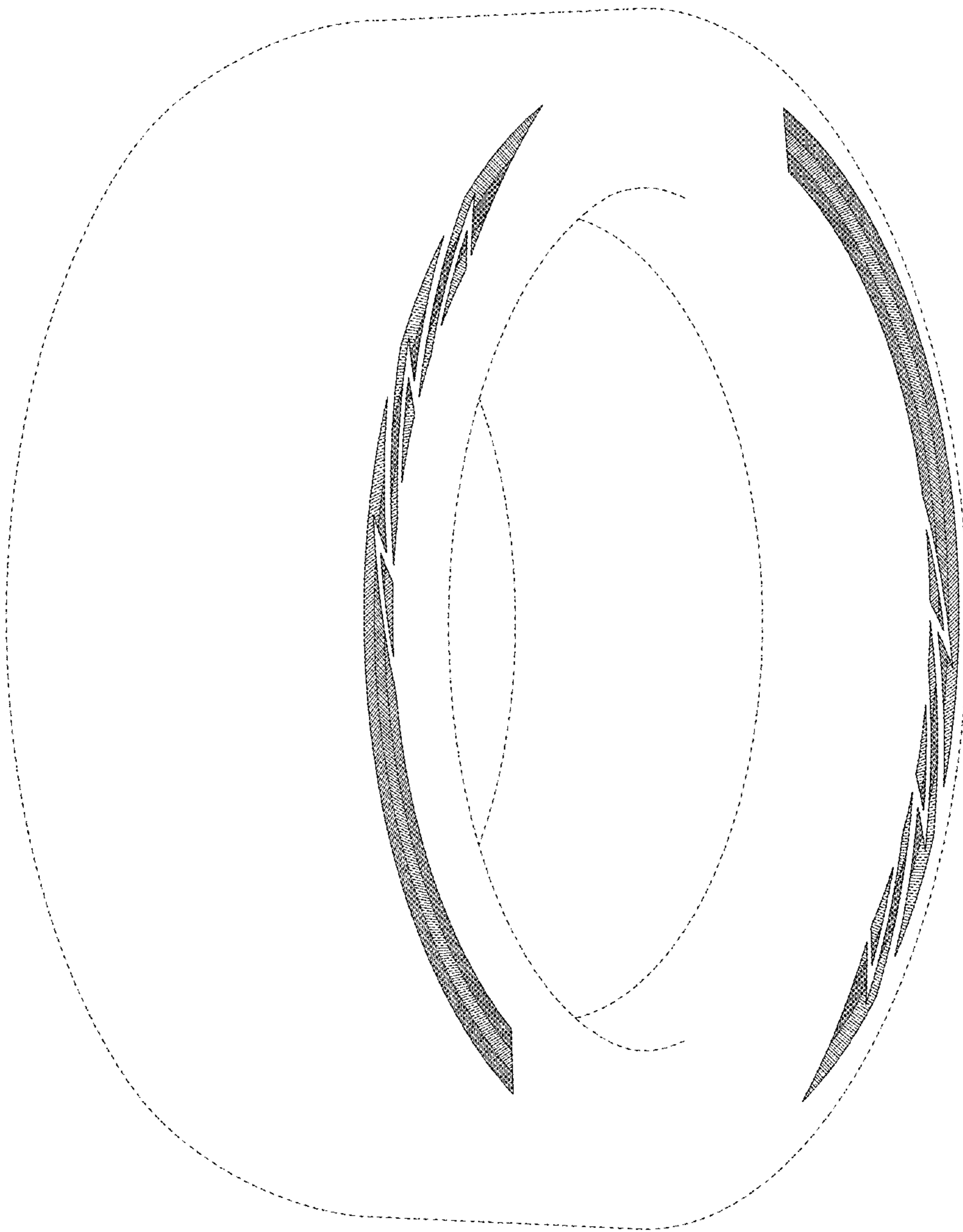


FIG. 2

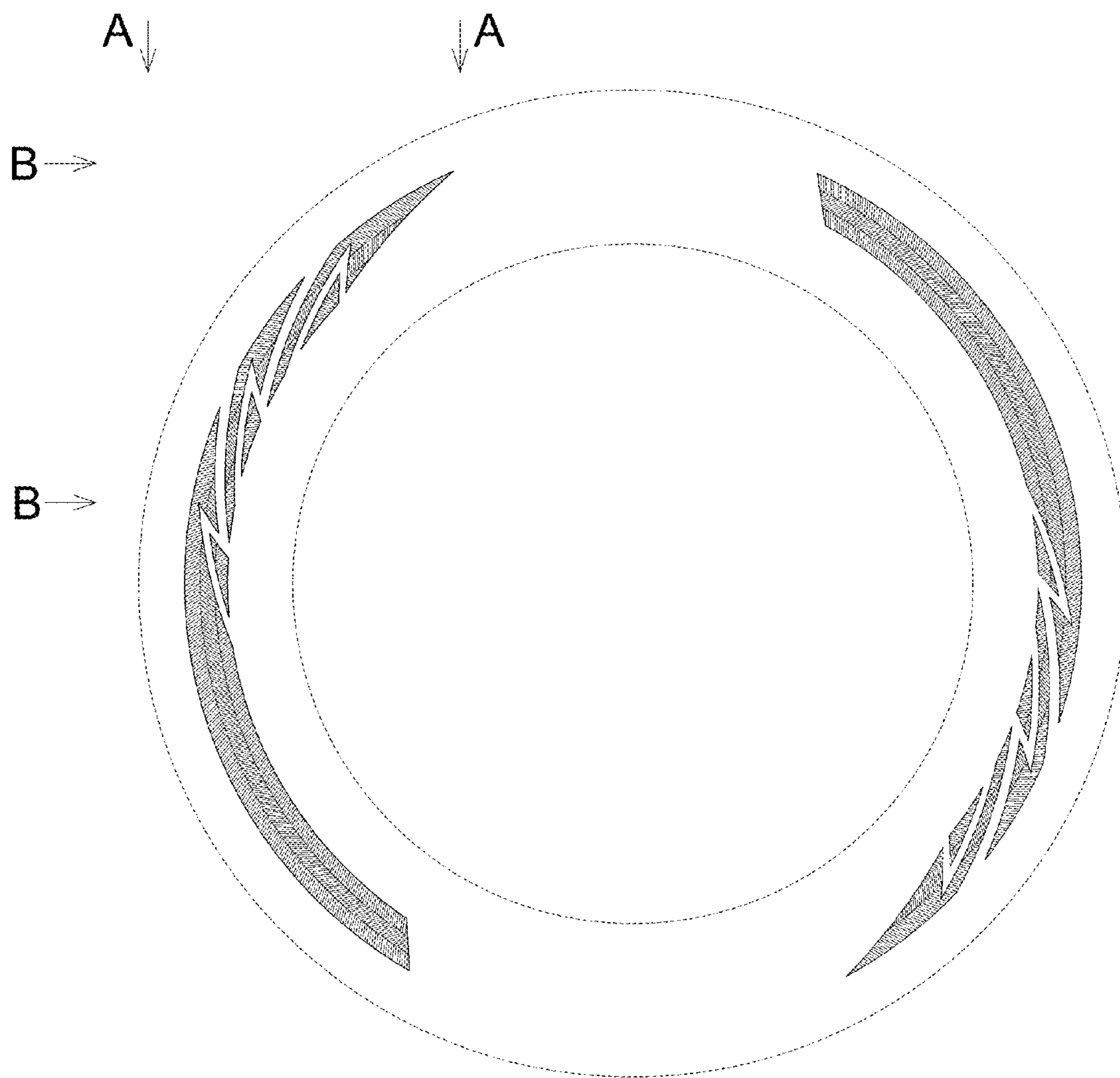


FIG. 3



FIG. 4



FIG. 5




FIG. 6




FIG. 7

