

US00D711812S

(12) **United States Design Patent**
Takahashi

(10) **Patent No.:** **US D711,812 S**

(45) **Date of Patent:** **** Aug. 26, 2014**

- (54) **TIRE**
- (71) Applicant: **Toyo Tire & Rubber Co., Ltd.**, Osaka (JP)
- (72) Inventor: **Toshihiko Takahashi**, Osaka (JP)
- (73) Assignee: **Toyo Tire & Rubber Co., Ltd.**, Osaka-shi (JP)

| | | | |
|--------------|---------|-----------------------|---------|
| D623,587 S * | 9/2010 | Ohashi | D12/521 |
| D633,433 S * | 3/2011 | Sieber et al. | D12/519 |
| D634,262 S * | 3/2011 | Kujime | D12/521 |
| D643,359 S * | 8/2011 | Rau | D12/521 |
| D644,981 S * | 9/2011 | Ohashi | D12/523 |
| D648,668 S | 11/2011 | Kujime | |
| D668,203 S * | 10/2012 | Rittweger et al. | D12/521 |
| D686,971 S * | 7/2013 | Nakamura et al. | D12/521 |
| D699,663 S * | 2/2014 | Dixon et al. | D12/521 |
| D701,822 S * | 4/2014 | Bindner et al. | D12/523 |

- (**) Term: **14 Years**
- (21) Appl. No.: **29/457,725**
- (22) Filed: **Jun. 12, 2013**

(30) **Foreign Application Priority Data**

Dec. 13, 2012 (JP) 2012-030499

- (51) **LOC (10) Cl.** **12-15**
- (52) **U.S. Cl.**
USPC **D12/521**
- (58) **Field of Classification Search**
USPC D12/500-532, 900-901;
152/209.1-209.9, 209.11-209.19,
152/209.21-209.28, 455
See application file for complete search history.

(56) **References Cited**

U.S. PATENT DOCUMENTS

| | | | |
|--------------|---------|--------------------|---------|
| D515,018 S * | 2/2006 | Umstot et al. | D12/517 |
| D562,757 S * | 2/2008 | Iwai | D12/519 |
| D582,339 S * | 12/2008 | Kang | D12/519 |
| D595,636 S * | 7/2009 | Miyazaki | D12/519 |
| D597,926 S * | 8/2009 | Takahashi | D12/519 |
| D599,276 S | 9/2009 | Fontaine et al. | |
| D600,192 S * | 9/2009 | Sato | D12/521 |
| D602,847 S * | 10/2009 | Lee et al. | D12/519 |
| D610,525 S * | 2/2010 | Behr et al. | D12/521 |
| D622,655 S * | 8/2010 | Ohashi | D12/519 |

FOREIGN PATENT DOCUMENTS

JP D1308168 8/2007

* cited by examiner

Primary Examiner — Stacia Cadmus

(74) *Attorney, Agent, or Firm* — Sterne, Kessler, Goldstein & Fox P.L.L.C.

(57) **CLAIM**

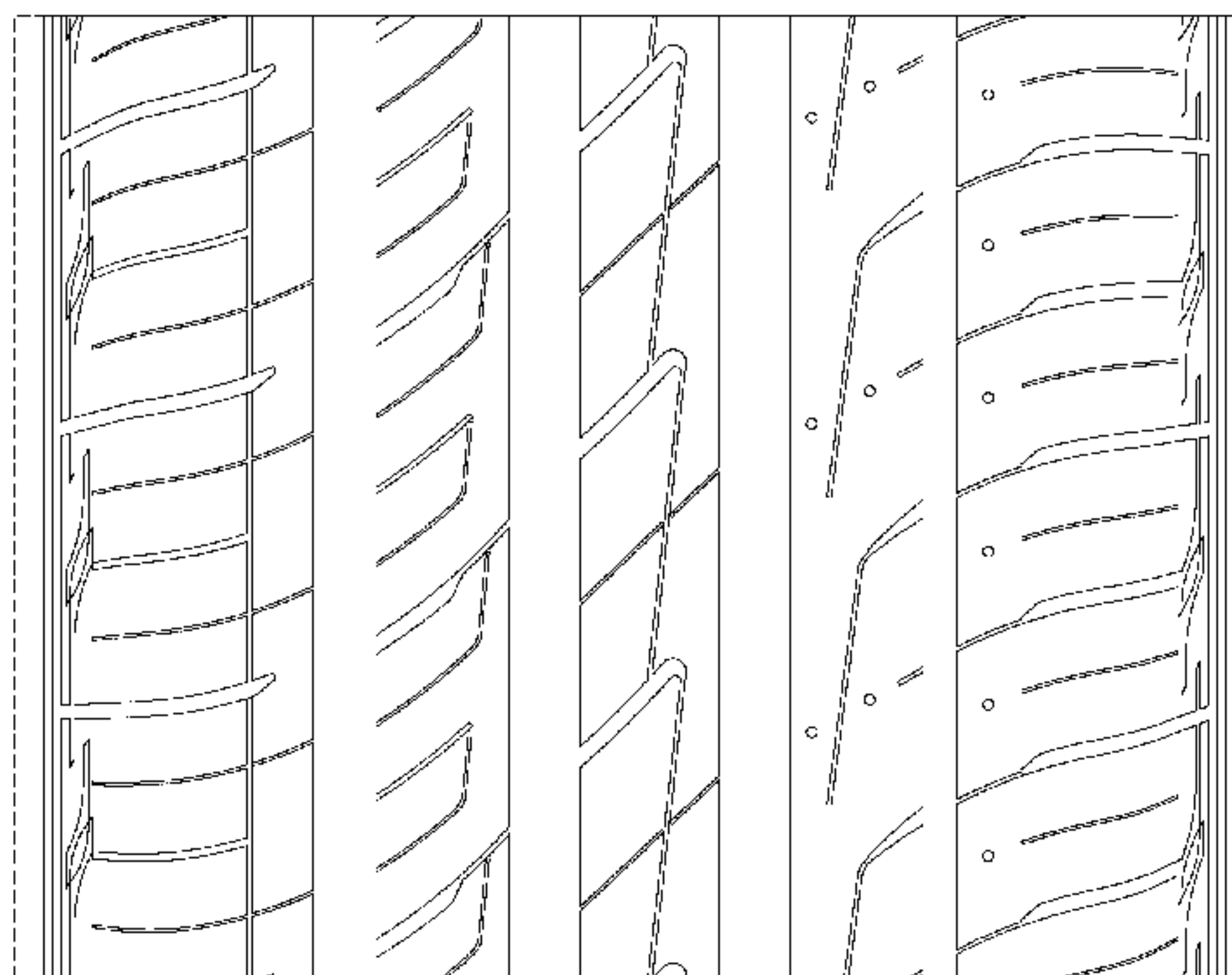
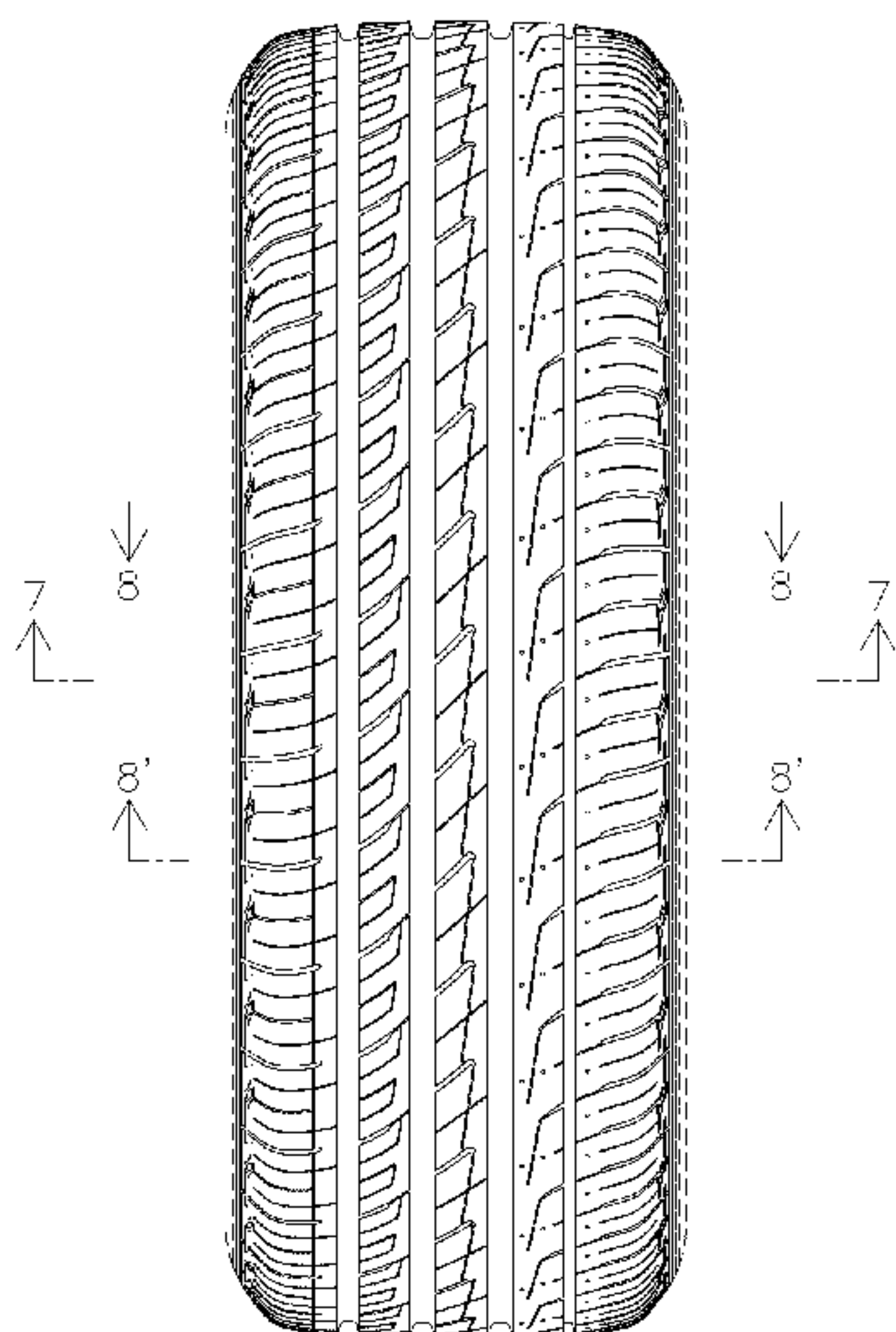
The ornamental design for a tire, as shown and described.

DESCRIPTION

FIG. 1 is a perspective view of a tire showing my new design;
 FIG. 2 is a front view thereof;
 FIG. 3 is a rear view thereof;
 FIG. 4 is a top plan view thereof, for which the bottom plan view is the same;
 FIG. 5 is a right side view thereof;
 FIG. 6 is a left side view thereof;
 FIG. 7 is an enlarged cross-sectional view taken along line 7-7 in FIG. 2 and line 7'-7' in FIG. 5; and,
 FIG. 8 is an enlarged view taken along lines 8-8 and 8'-8' in FIG. 2.

In the drawings, the broken lines showing portions of the sidewall and inner bead depict portions of the tire which form no part of the claimed design.

1 Claim, 8 Drawing Sheets



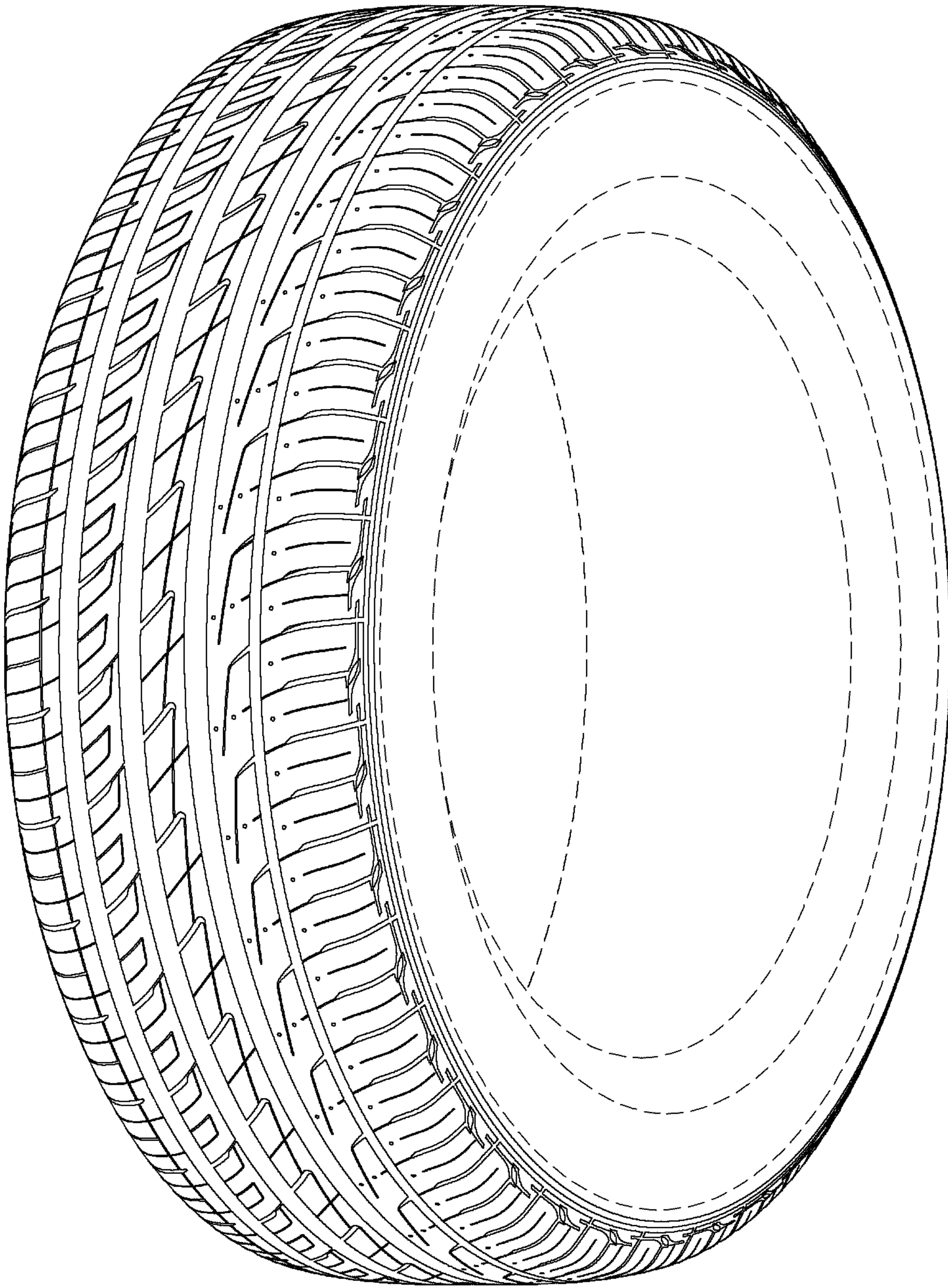


FIG. 1

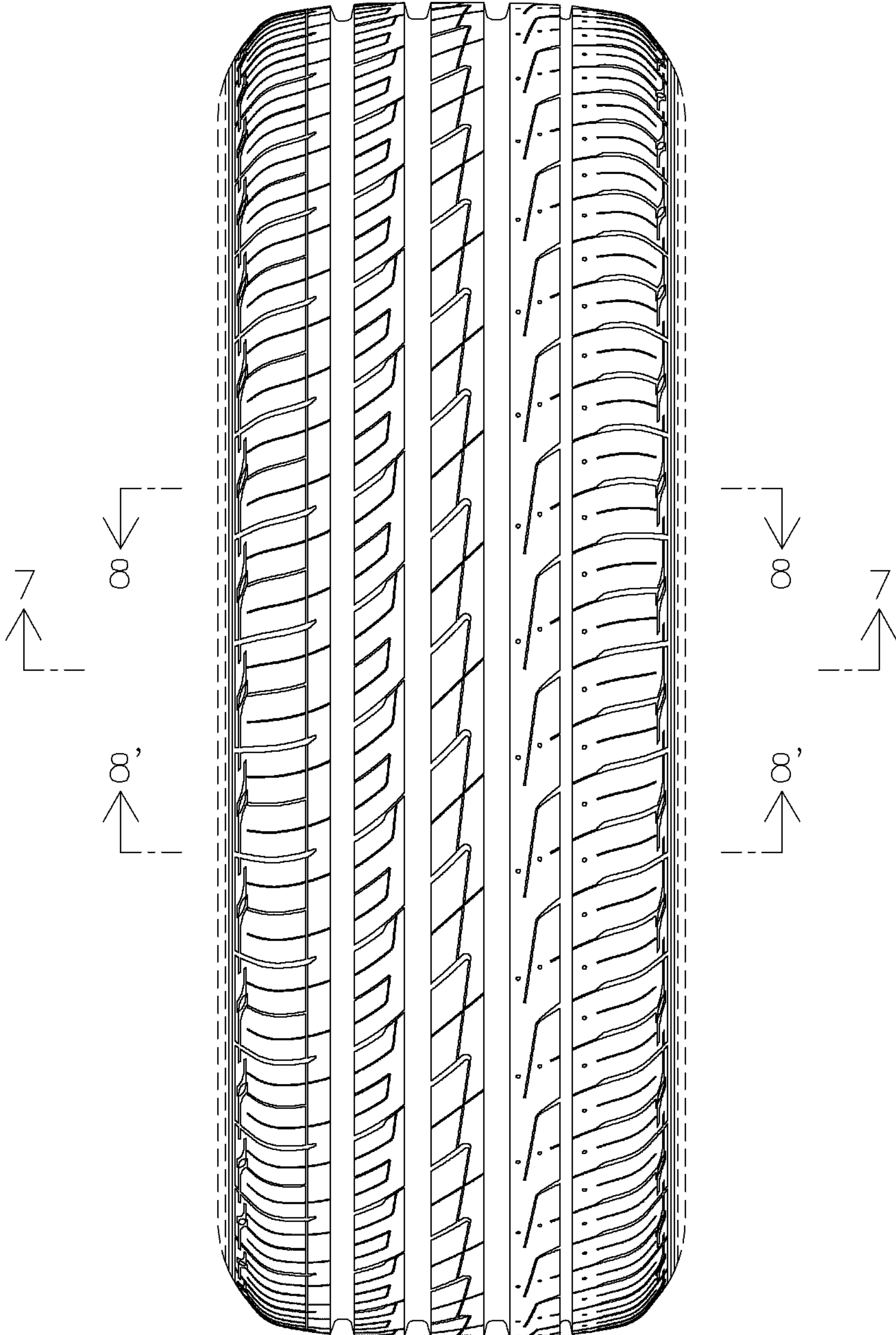


FIG. 2

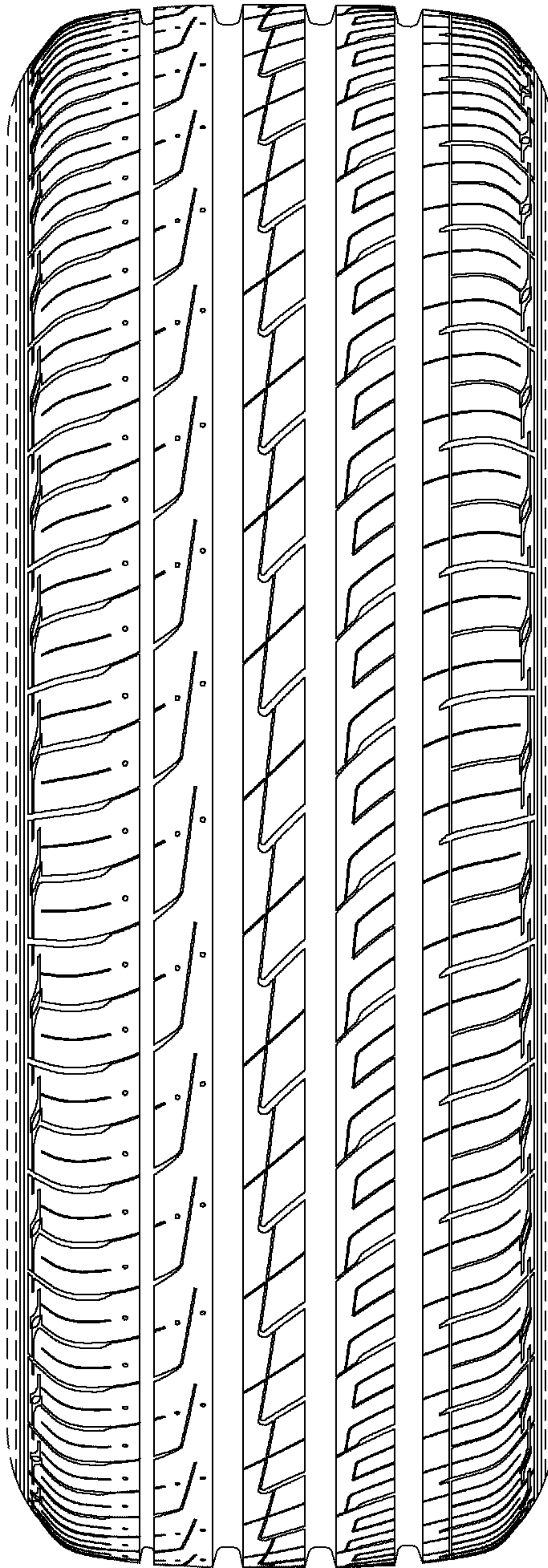


FIG. 3

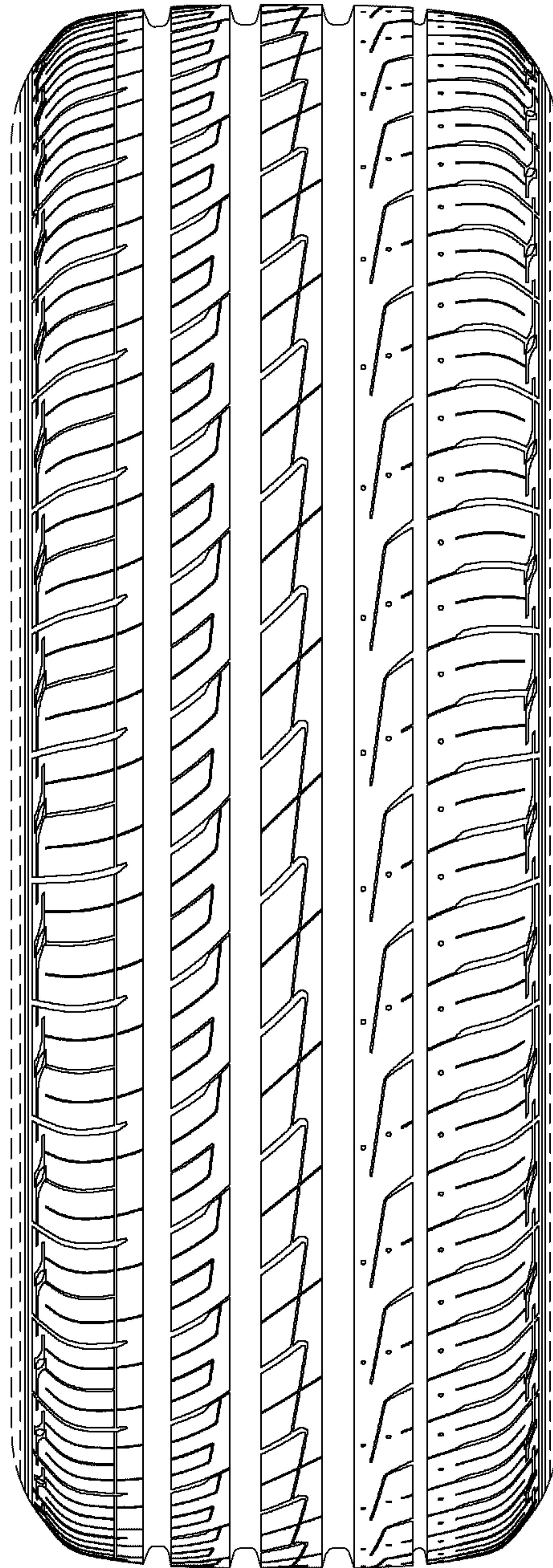


FIG. 4

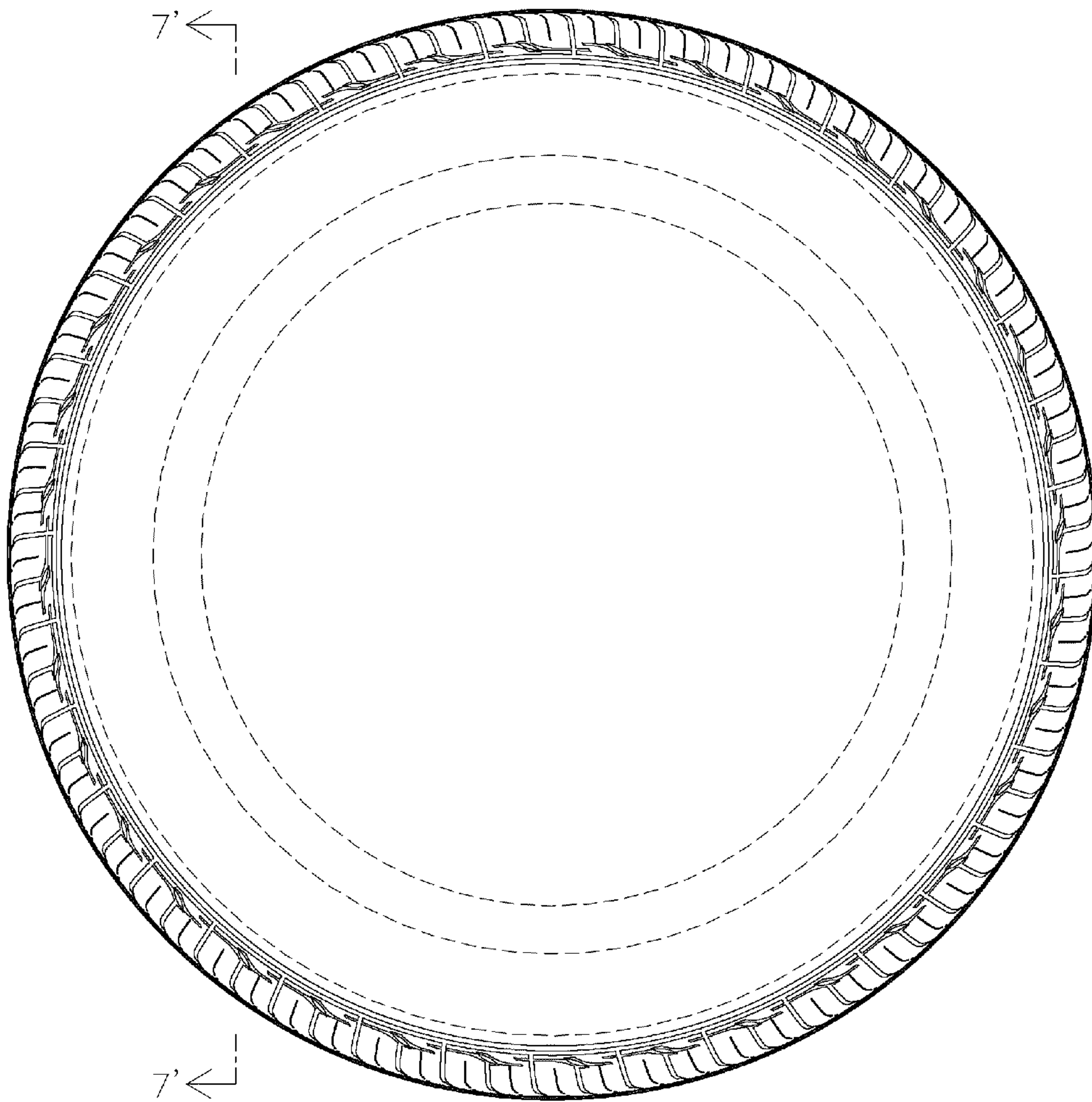


FIG. 5




FIG. 6

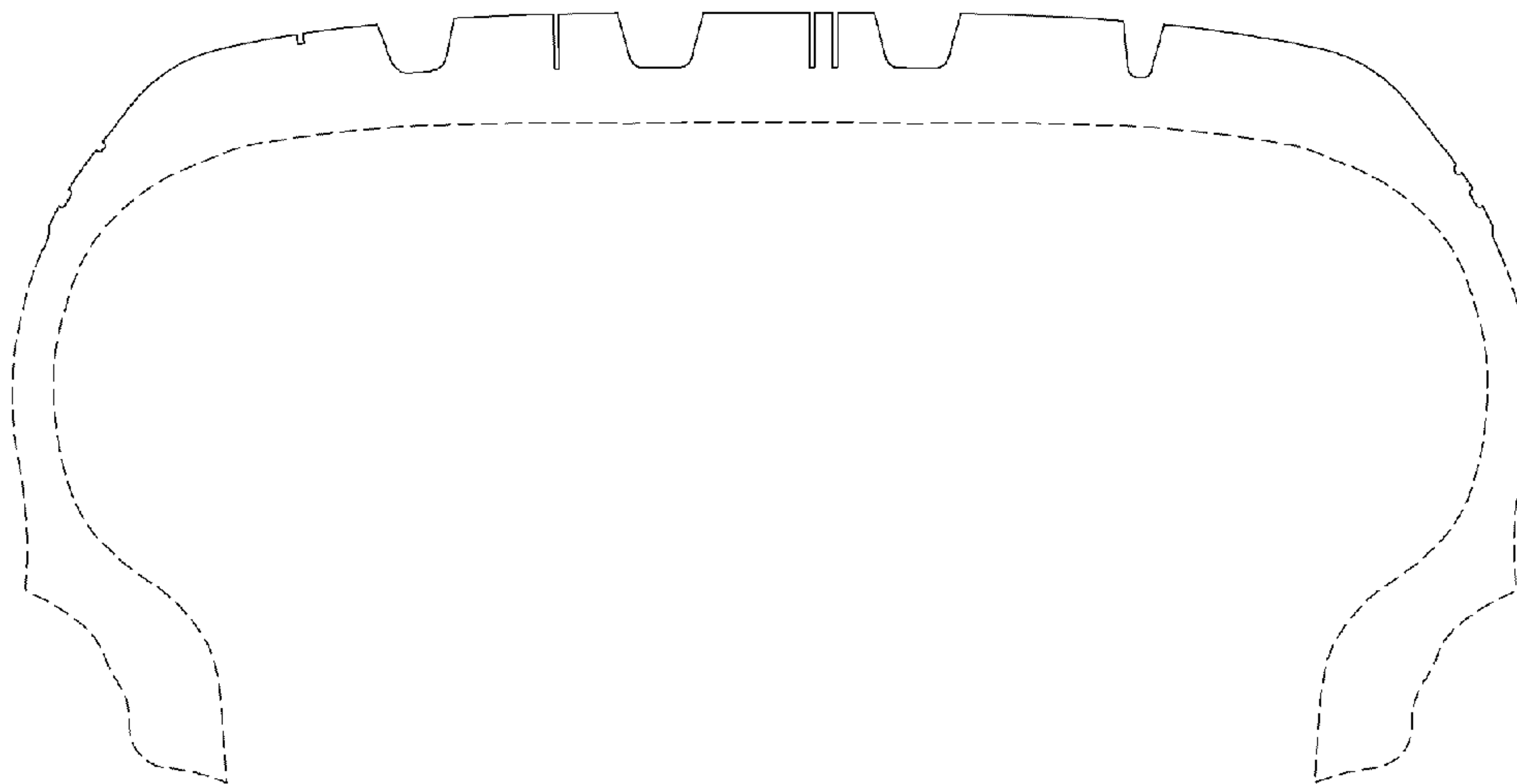


FIG. 7

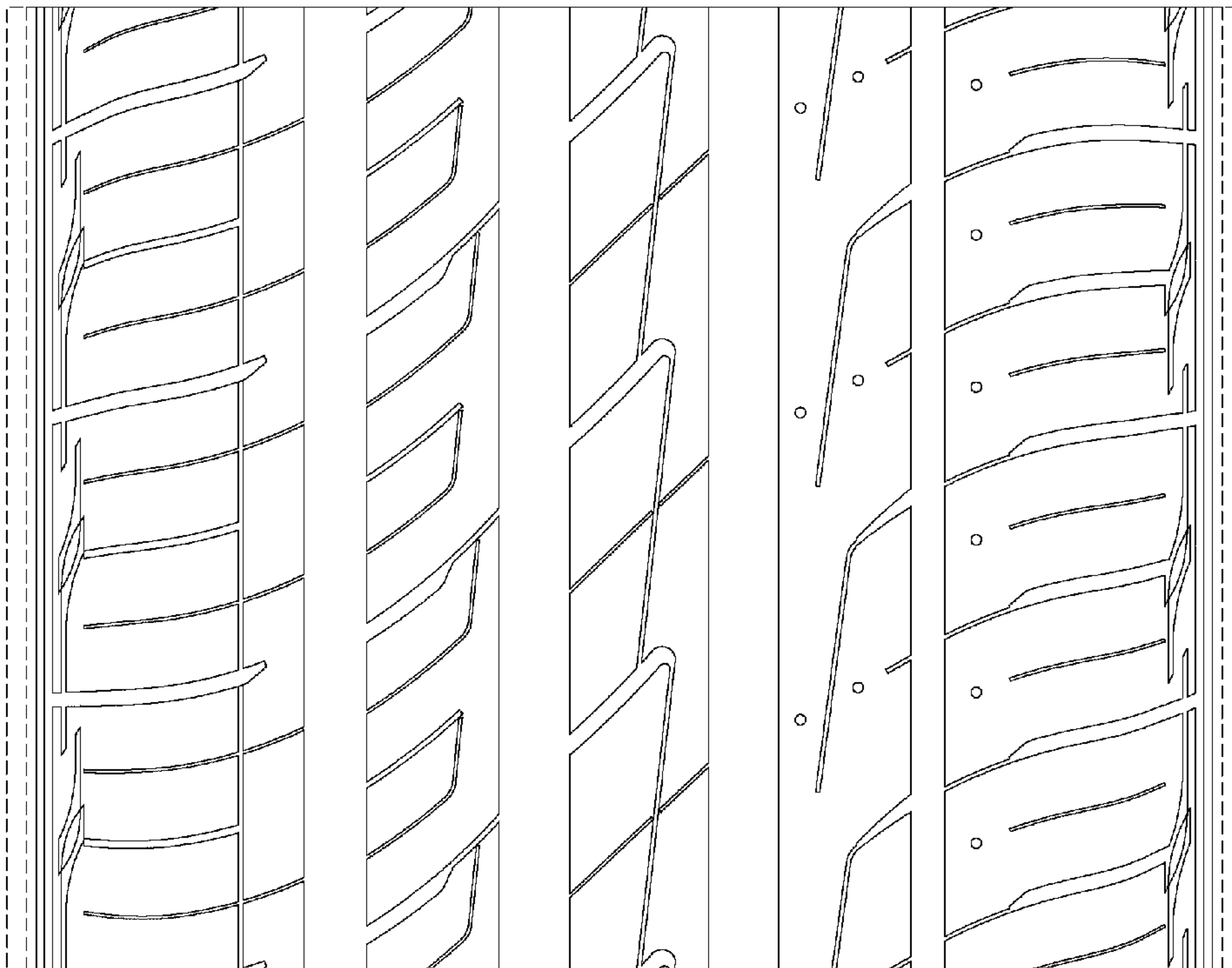


FIG. 8