



US00D711804S

(12) **United States Design Patent**  
**Assil**

(10) **Patent No.:** **US D711,804 S**

(45) **Date of Patent:** **\*\* Aug. 26, 2014**

(54) **SET OF AUTOMOTIVE FLOOR MATS**

(75) Inventor: **Michael Assil**, Los Angeles, CA (US)

(73) Assignee: **Automotive Flooring, LLC**, Los Angeles, CA (US)

(\*\*) Term: **14 Years**

(21) Appl. No.: **29/425,567**

(22) Filed: **Jun. 25, 2012**

(51) **LOC (10) Cl.** ..... **12-16**

(52) **U.S. Cl.**  
USPC ..... **D12/203**

(58) **Field of Classification Search**  
USPC ..... D6/582, 583, 585, 586, 592; D12/203;  
15/215, 216, 217; 280/163, 164.1  
See application file for complete search history.

(56) **References Cited**

**U.S. PATENT DOCUMENTS**

4,876,135	A	*	10/1989	McIntosh	.....	15/215
6,446,275	B1	*	9/2002	Wright et al.	.....	4/251.1
D508,670	S	*	8/2005	Hussaini et al.	.....	D12/203
D514,043	S	*	1/2006	Hussaini et al.	.....	D12/203
D514,045	S	*	1/2006	Hussaini et al.	.....	D12/203
D522,299	S	*	6/2006	Robbins, III	.....	D6/582
D555,562	S	*	11/2007	Iacovelli et al.	.....	D12/203
D584,671	S	*	1/2009	Hsu	.....	D12/203
D613,226	S	*	4/2010	Lu	.....	D12/203
D622,648	S	*	8/2010	Lu	.....	D12/203
D647,446	S	*	10/2011	Jeackjuntra et al.	.....	D12/203
D648,253	S	*	11/2011	Lu	.....	D12/203

D650,730	S	*	12/2011	Jeackjuntra et al.	.....	D12/203
D666,951	S	*	9/2012	Lu	.....	D12/203
D673,491	S	*	1/2013	Wang	.....	D12/203

\* cited by examiner

*Primary Examiner* — Deanna L Pratt

*Assistant Examiner* — Natasha Vujcic

(74) *Attorney, Agent, or Firm* — Kleinberg & Lerner, LLP; Marvin H. Kleinberg; Marshall A. Lerner


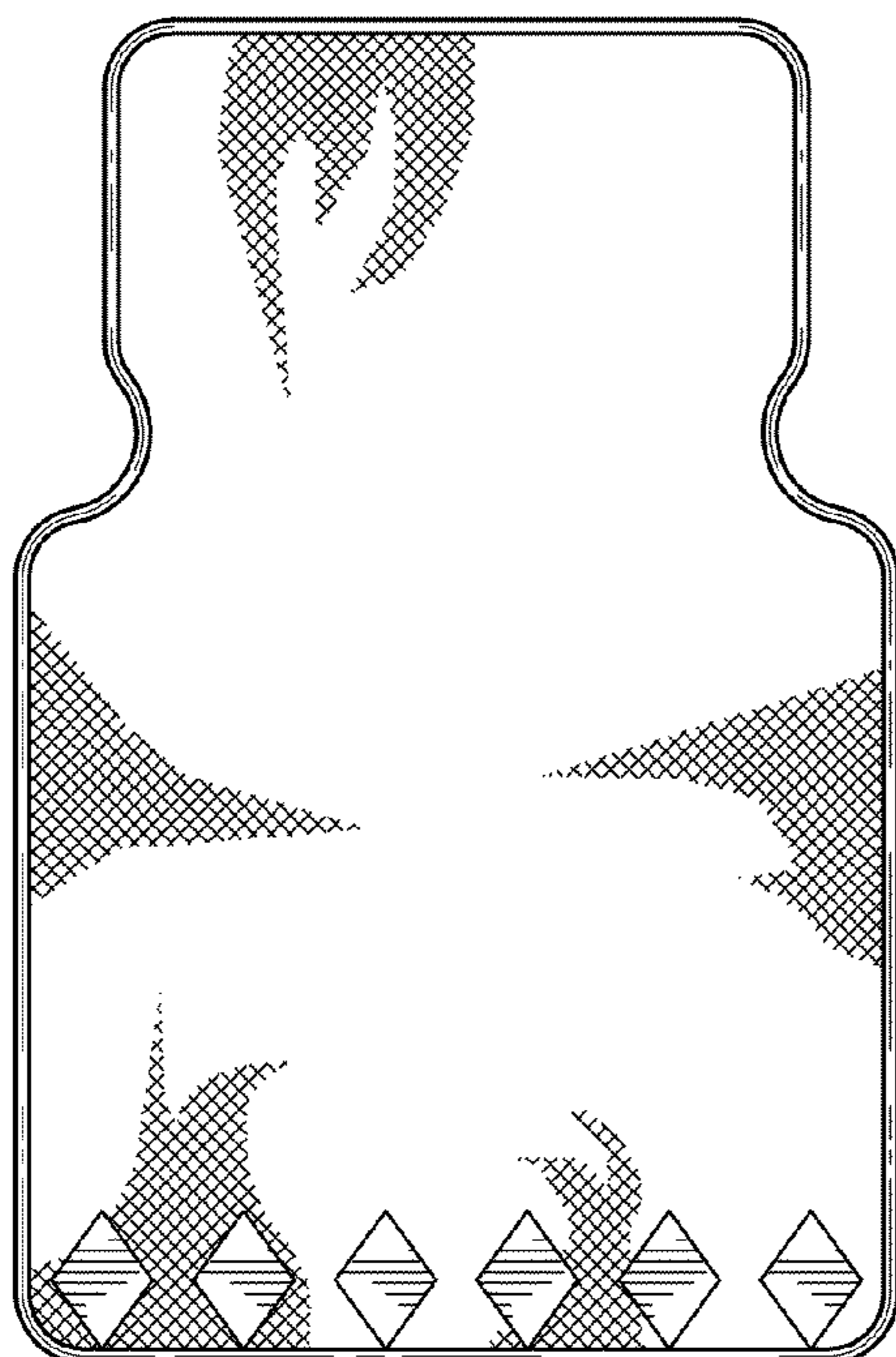
(57) **CLAIM**

The ornamental design for an set of automotive floor mats, as shown and described.

**DESCRIPTION**


FIG. 1 is a front view of a driver's side floor mat of a set of automotive floor mats of the present invention; FIG. 2 is a left side view of the floor mat of FIG. 1; FIG. 3 is a top view of the floor mat of FIG. 1; FIG. 4 is a right side view of the floor mat of FIG. 1; FIG. 5 is a front view of the floor mat of FIG. 1; FIG. 6 is a front view of a passenger's side floor mat of a set of automotive floor mats of the present invention; FIG. 7 is a left side view of the floor mat of FIG. 6; FIG. 8 is a top view of the floor mat of FIG. 6; FIG. 9 is a right side view of the floor mat of FIG. 6; FIG. 10 is a front view of the floor mat of FIG. 6; FIG. 11 is a front view of a rear passenger's side floor mat of a set of automotive floor mats of the present invention; FIG. 12 is a left side view of the floor mat of FIG. 11; FIG. 13 is a top view of the floor mat of FIG. 11; FIG. 14 is a right side view of the floor mat of FIG. 11; and, FIG. 15 is a front view of the floor mat of FIG. 11.

**1 Claim, 3 Drawing Sheets**

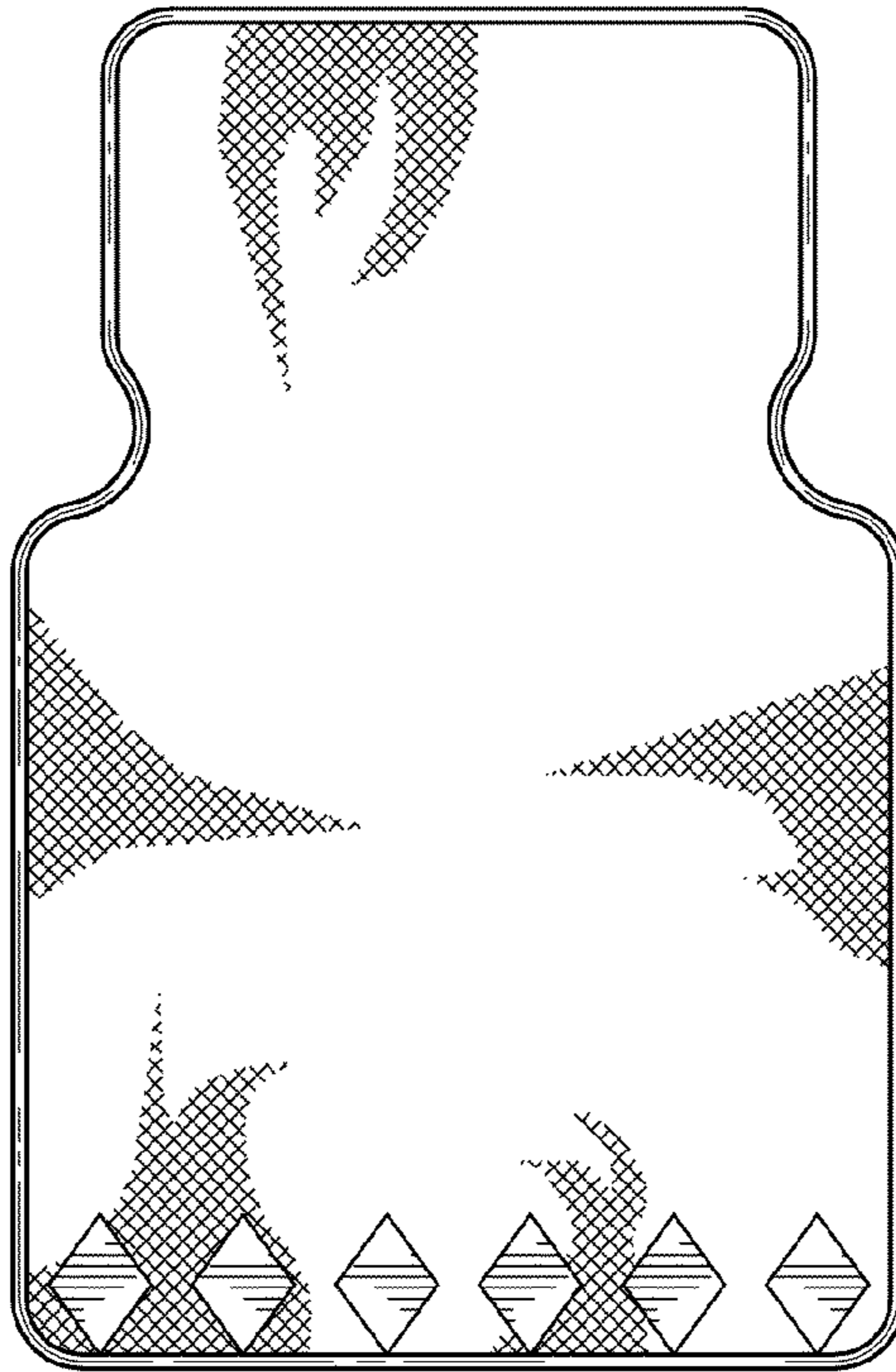




*FIG. 1*




*FIG. 2*



*FIG. 3*



*FIG. 4*



*FIG. 5*






*FIG. 6*




*FIG. 7*



*FIG. 8*



*FIG. 9*




*FIG. 10*



*FIG. 11*




*FIG. 12*



*FIG. 13*



*FIG. 14*



*FIG. 15*

UNITED STATES PATENT AND TRADEMARK OFFICE  
**CERTIFICATE OF CORRECTION**

PATENT NO. : D711,804 S  
APPLICATION NO. : 29/425567  
DATED : August 26, 2014  
INVENTOR(S) : Michael Assil

Page 1 of 4

It is certified that error appears in the above-identified patent and that said Letters Patent is hereby corrected as shown below:

Title page, illustrative fig(s). 3, 8 and 13 should be deleted and substitute therefore the attached Title page consisting of replaced figs. 3, 8 and 13.

In the Drawings

The drawing sheets 1 and 2 of 3 consisting of fig(s) 1-10 should be deleted and substitute therefore the attached drawing sheets 1 and 2 of 3 consisting of replaced figs. 1-10.

Signed and Sealed this  
Twenty-ninth Day of December, 2015



Michelle K. Lee  
*Director of the United States Patent and Trademark Office*



(12) **United States Design Patent**  
**Assil**

(10) **Patent No.:** **US D711,804 S**  
**(45) Date of Patent:** **\*\* Aug. 26, 2014**

(54) **SET OF AUTOMOTIVE FLOOR MATS**

(73) Inventor: **Michael Assil**, Los Angeles, CA (US)

(73) Assignee: **Automotive Flooring, LLC**, Los Angeles, CA (US)

(\*\*\*) Term: **14 Years**

(21) Appl. No.: **29/425,567**

(22) Filed: **Jun. 25, 2012**

(51) **LOC (10) CL.** ..... **12-16**

(52) **U.S. CL.**  
 USPC ..... **D12/203**

(58) **Field of Classification Search**  
 USPC ..... 180/582, 583, 585, 586, 592; D12/203,  
 15/215, 216, 217; 280/163, 164  
 See application file for complete search history.

(56) **References Cited**

**U.S. PATENT DOCUMENTS**

4,876,135	A *	10/1989	Mehrosh et al.	15/215
6,446,275	H1 *	9/2002	Wright et al.	4/251.3
D508,679	S *	8/2005	Hussaini et al.	D12/203
D514,043	S *	1/2006	Hussaini et al.	D12/203
D514,045	S *	1/2006	Hussaini et al.	D12/203
D522,299	S *	6/2006	Robbins, III	D6/582
D555,562	S *	11/2007	Iacovelli et al.	D12/203
D584,671	S *	1/2009	Iso	D12/203
D613,226	S *	4/2010	Lu	D12/203
D622,648	S *	8/2010	Lu	D12/203
D647,446	S *	10/2011	Jenckjutra et al.	D12/203
D648,355	S *	11/2011	Lu	D12/203

D650,730	S *	12/2011	Jenckjutra et al.	D12/203
D666,951	S *	9/2012	Lu	D12/203
D673,491	S *	1/2013	Wang	D12/203

\* cited by examiner

*Primary Examiner* — Deanna L. Pratt  
*Assistant Examiner* — Natasha Vujeic

(74) *Attorney, Agent, or Firm* — Kleinberg & Lerner, LLP;  
 Marvin H. Kleinberg, Marshall A. Lerner

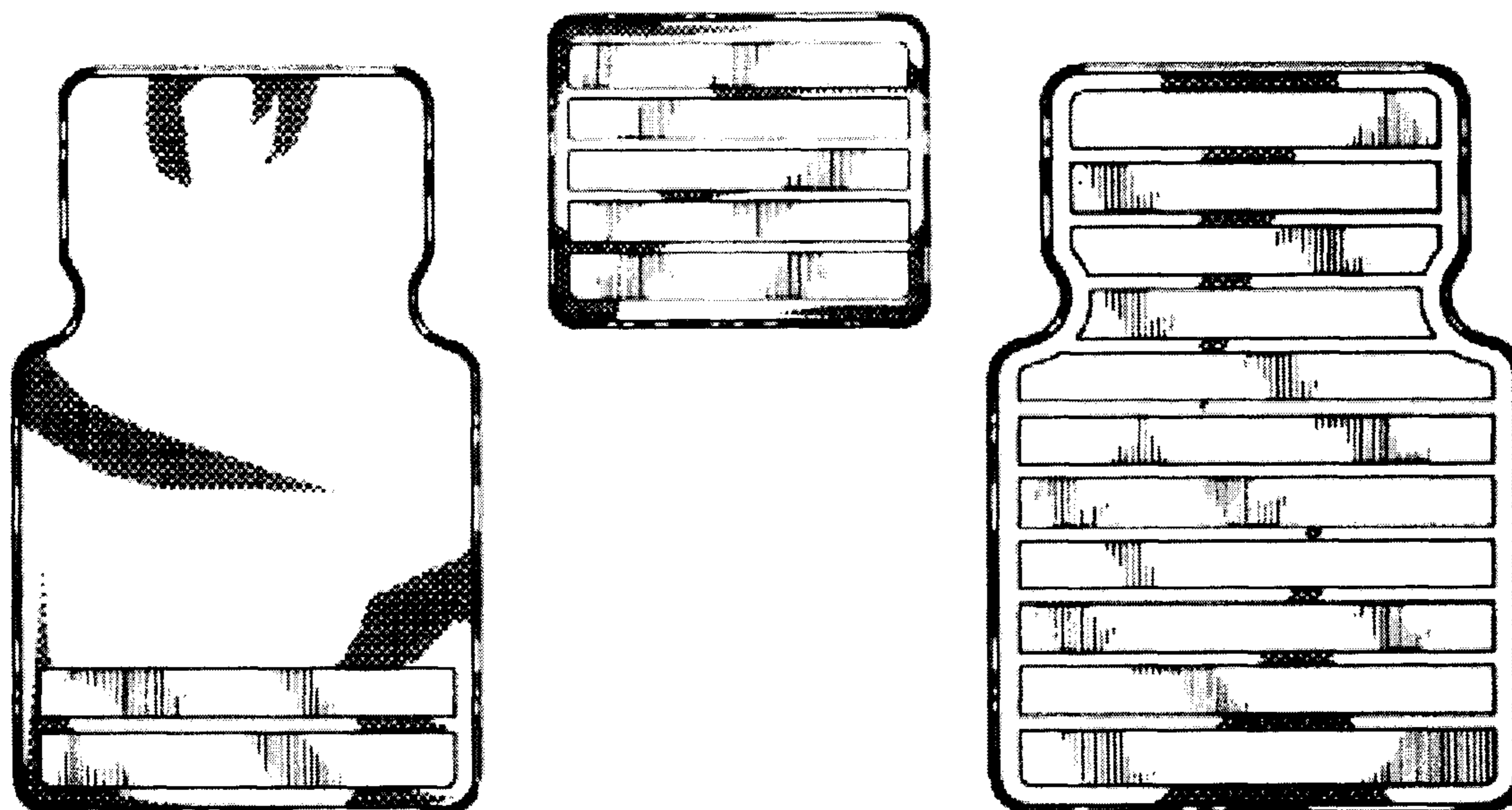
(57) **CLAIM**


The ornamental design for an set of automotive floor mats, as shown and described.

**DESCRIPTION**

FIG. 1 is a front view of a driver's side floor mat of a set of automotive floor mats of the present invention;  
 FIG. 2 is a left side view of the floor mat of FIG. 1;  
 FIG. 3 is a top view of the floor mat of FIG. 1;  
 FIG. 4 is a right side view of the floor mat of FIG. 1;  
 FIG. 5 is a front view of the floor mat of FIG. 1;  
 FIG. 6 is a front view of a passenger's side floor mat of a set of automotive floor mats of the present invention;  
 FIG. 7 is a left side view of the floor mat of FIG. 6;  
 FIG. 8 is a top view of the floor mat of FIG. 6;  
 FIG. 9 is a right side view of the floor mat of FIG. 6;  
 FIG. 10 is a front view of the floor mat of FIG. 6;  
 FIG. 11 is a front view of a rear passenger's side floor mat of a set of automotive floor mats of the present invention;  
 FIG. 12 is a left side view of the floor mat of FIG. 11;  
 FIG. 13 is a top view of the floor mat of FIG. 11;  
 FIG. 14 is a right side view of the floor mat of FIG. 11; and,  
 FIG. 15 is a front view of the floor mat of FIG. 11.

**1 Claim, 3 Drawing Sheets**

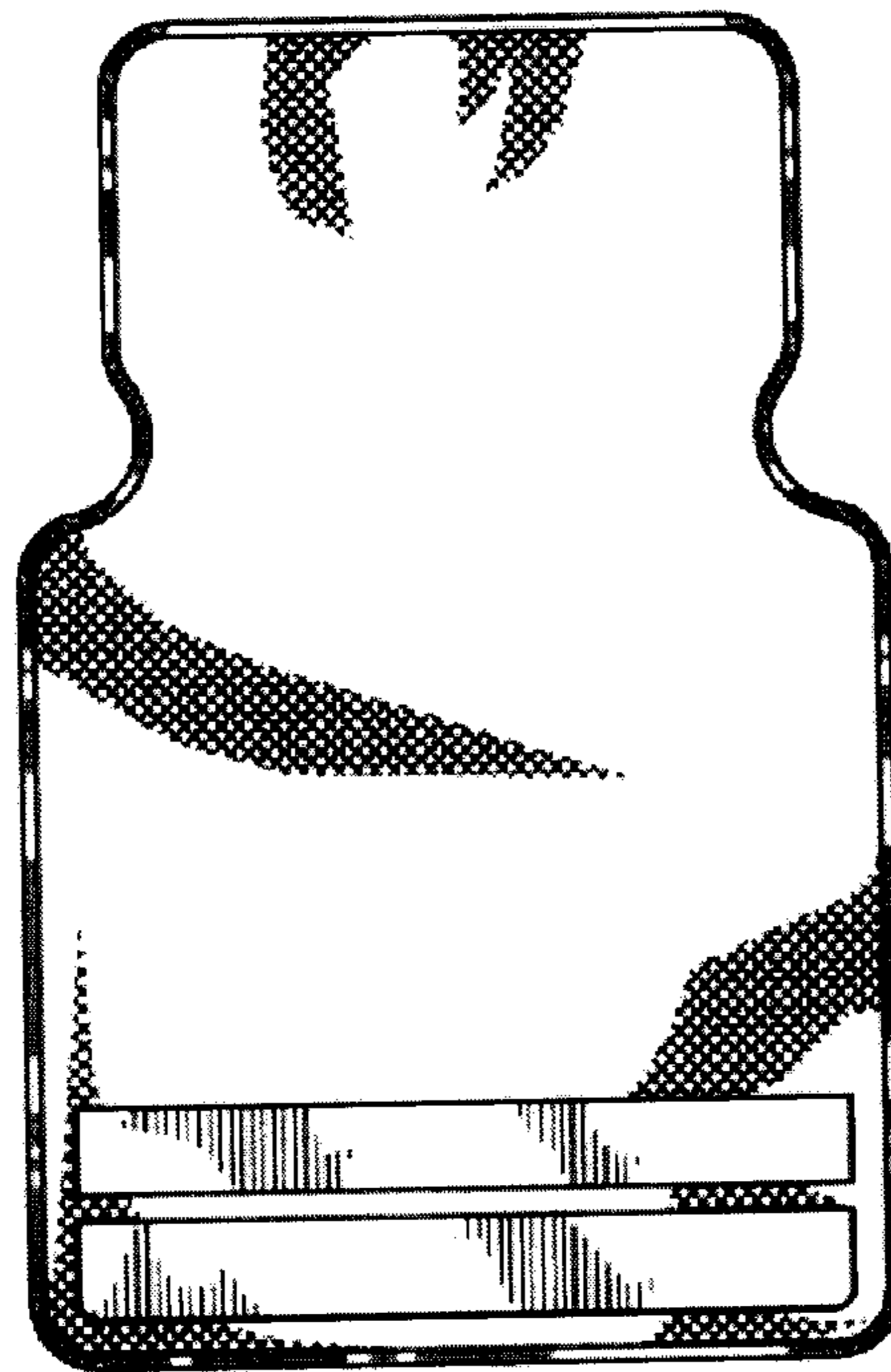




*FIG. 1*



*FIG. 2*




*FIG. 3*



*FIG. 4*



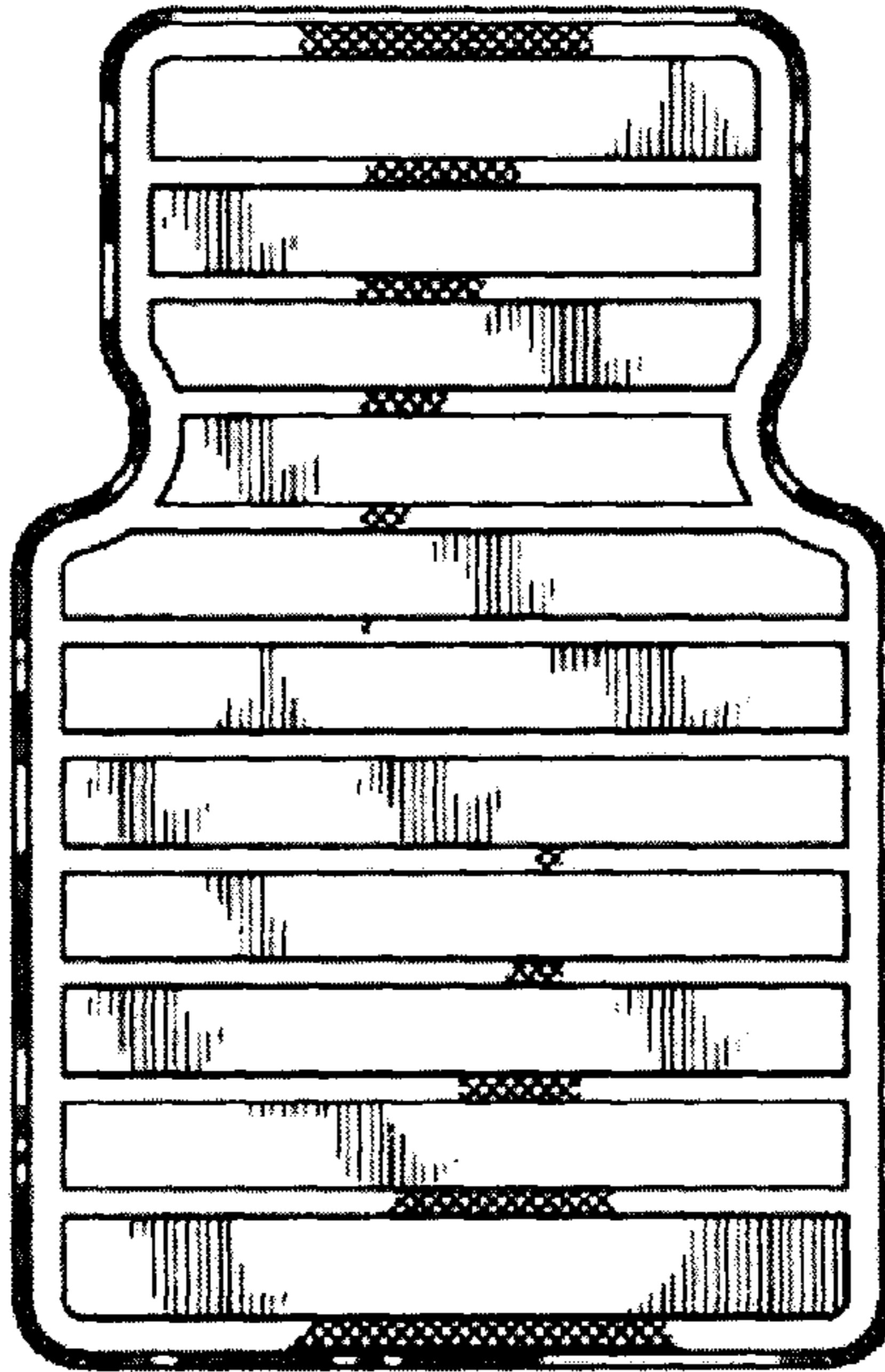
*FIG. 5*



*FIG. 6*




*FIG. 7*



*FIG. 8*



*FIG. 9*



*FIG. 10*