



US00D711798S

(12) **United States Design Patent**  
**O'Donnell et al.**

(10) **Patent No.:** **US D711,798 S**

(45) **Date of Patent:** **\*\* Aug. 26, 2014**

- (54) **VEHICLE FENDER**
- (71) Applicant: **GM Global Technology Operations LLC**, Detroit, MI (US)
- (72) Inventors: **Kevin M. O'Donnell**, Beverly Hills, MI (US); **Junglim Huh**, Rochester Hills, MI (US)
- (73) Assignee: **GM Global Technology Operations LLC**, Detroit, MI (US)
- (\*\*) Term: **14 Years**
- (21) Appl. No.: **29/451,152**
- (22) Filed: **Mar. 28, 2013**
- (51) **LOC (10) Cl.** ..... **12-16**
- (52) **U.S. Cl.**  
USPC ..... **D12/184**
- (58) **Field of Classification Search**  
USPC ..... D12/184, 196, 90-92, 181; 280/152.1, 280/847-849, 851; 296/181.1, 181.5  
See application file for complete search history.

- D607,798 S \* 1/2010 Weil ..... D12/184
- D669,829 S \* 10/2012 Iwao et al. .... D12/184
- D671,871 S \* 12/2012 Ohkoshi ..... D12/184
- D672,295 S \* 12/2012 Yamada et al. .... D12/184
- D693,748 S \* 11/2013 Mackay ..... D12/184
- D695,172 S \* 12/2013 Kavaja ..... D12/184

\* cited by examiner

*Primary Examiner* — Melody Brown

(74) *Attorney, Agent, or Firm* — Parks IP Law LLC; Mickki D. Murray, Esq.

(57) **CLAIM**

The ornamental design for a vehicle fender, as shown and described.

**DESCRIPTION**

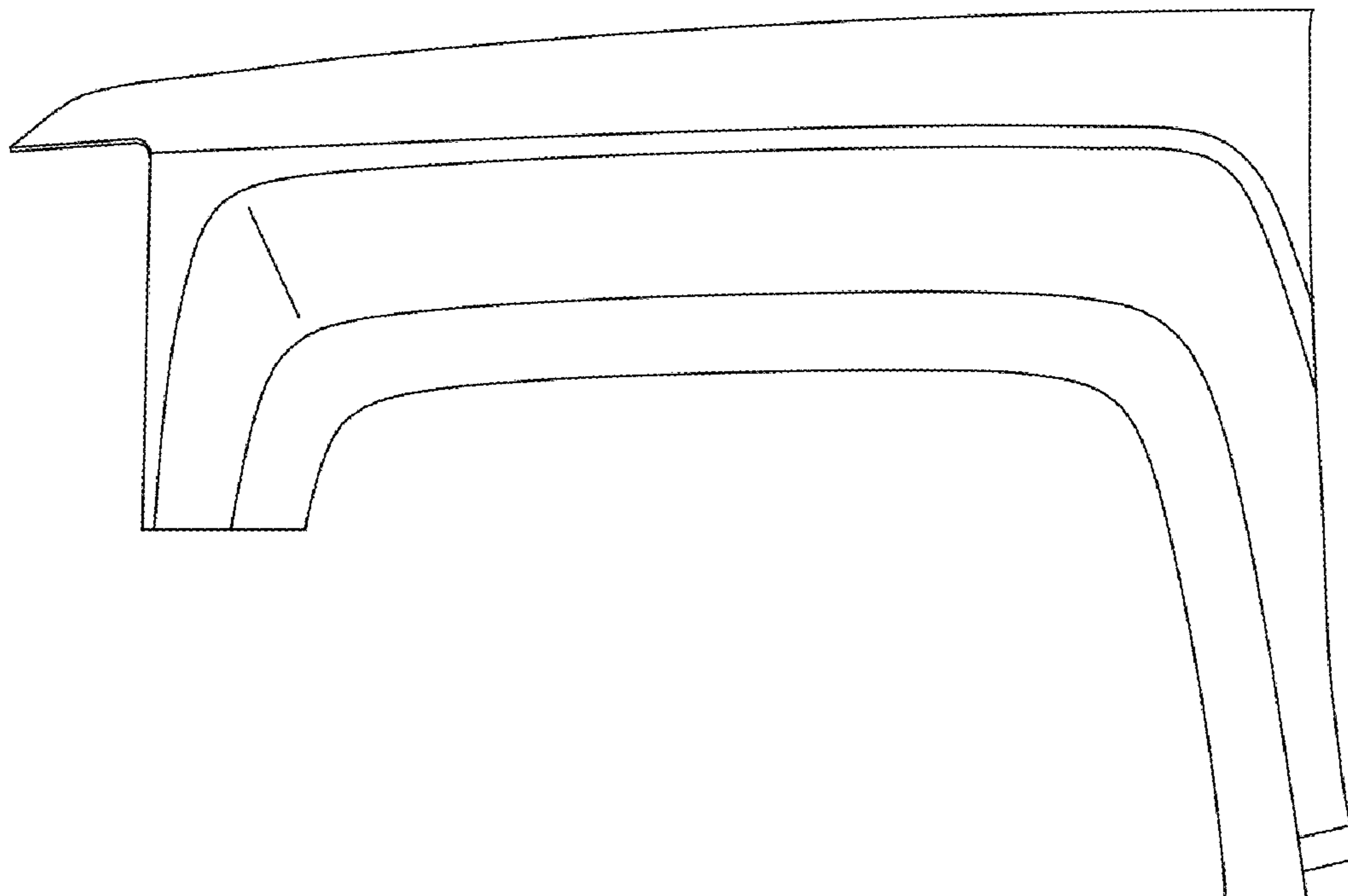
FIG. 1 is perspective view of a vehicle fender showing the new design;  
FIG. 2 is a front view, thereof;  
FIG. 3 is a side view, thereof; and,  
FIG. 4 is a top plan view, thereof.  
In the figures, features shown by broken lines are for illustrative purposes only and form no part of the claimed design.

(56) **References Cited**

**U.S. PATENT DOCUMENTS**

- D606,919 S \* 12/2009 Sahs ..... D12/184

**1 Claim, 1 Drawing Sheet**



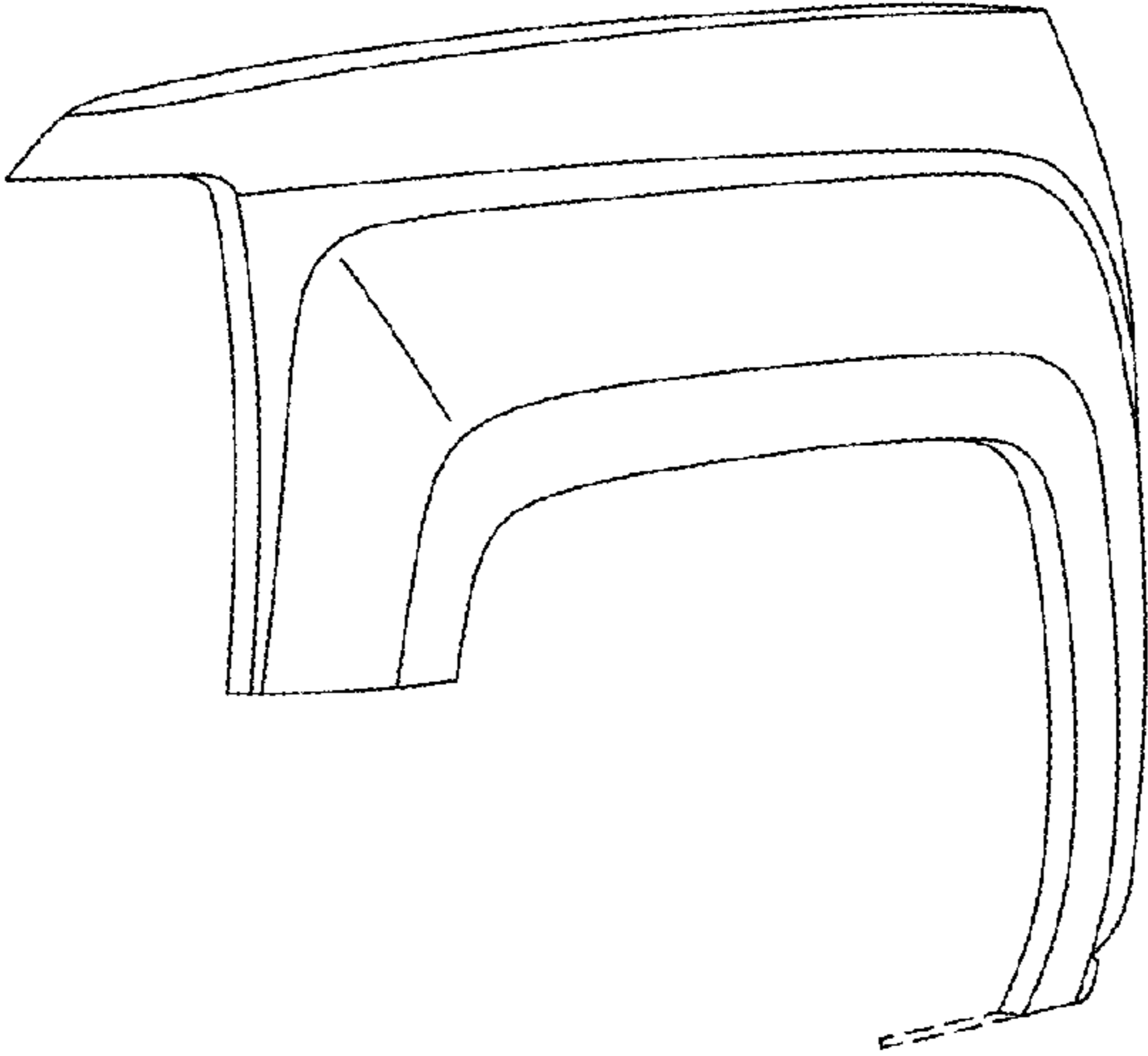


Fig-1

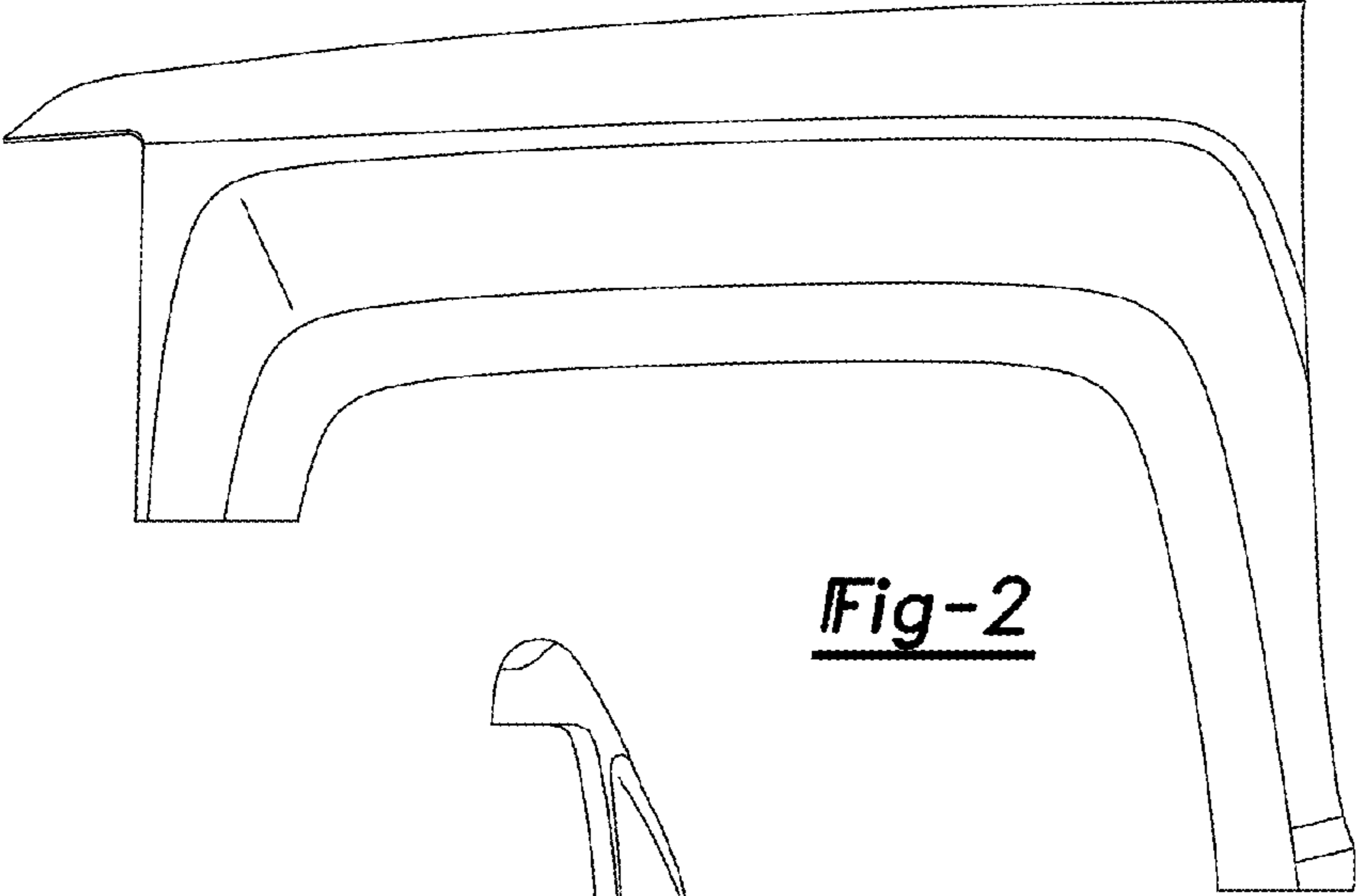


Fig-2

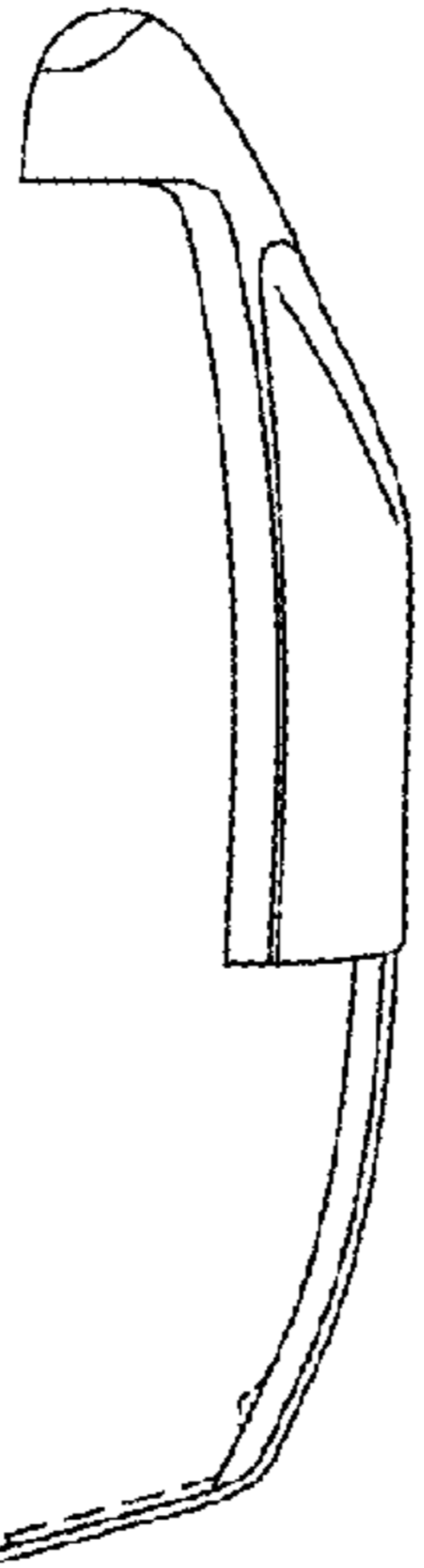


Fig-3

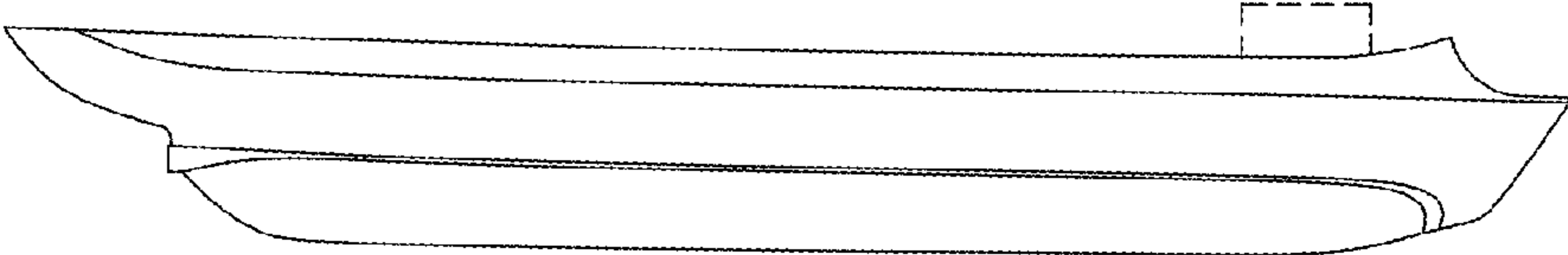


Fig-4