



US00D711797S

(12) **United States Design Patent**
Tsuchida et al.

(10) **Patent No.:** **US D711,797 S**

(45) **Date of Patent:** **** Aug. 26, 2014**

(54) **FRONT FENDER FOR MOTOR VEHICLE**

(56) **References Cited**

(71) Applicant: **Mazda Motor Corporation**, Hiroshima
(JP)

U.S. PATENT DOCUMENTS

(72) Inventors: **Yasutake Tsuchida**, Hiroshima (JP);
Ryousuke Nozaki, Hiroshima (JP)

D686,552 S *	7/2013	Weil	D12/184
D691,529 S *	10/2013	Minamisawa et al.	D12/184
D691,530 S *	10/2013	Song et al.	D12/184
D697,843 S *	1/2014	Suga et al.	D12/184
D699,649 S *	2/2014	Okue et al.	D12/184

(73) Assignee: **Mazda Motor Corporation**, Hiroshima
(JP)

* cited by examiner

(**) Term: **14 Years**

Primary Examiner — Melody Brown

(21) Appl. No.: **29/451,102**

(74) *Attorney, Agent, or Firm* — Studebaker & Brackett PC

(22) Filed: **Mar. 27, 2013**

(57) **CLAIM**

The ornamental design for a front fender for motor vehicle, as shown and described.

(30) **Foreign Application Priority Data**

DESCRIPTION

Oct. 9, 2012 (JP) D2012-024536

FIG. 1 is a perspective view of a front fender for motor vehicle showing our new design;

(51) **LOC (10) Cl.** **12-16**

FIG. 2 is another perspective view thereof;

(52) **U.S. Cl.**
USPC **D12/184**

FIG. 3 is a front view thereof;

(58) **Field of Classification Search**
USPC D12/184, 196, 90-92, 181; 280/152.1,
280/847-849, 851; 296/181.1, 181.5

FIG. 4 is a rear view thereof;

FIG. 5 is a left side view thereof;


FIG. 6 is a right side view thereof;

FIG. 7 is a top view thereof; and,

FIG. 8 is a bottom view thereof.

See application file for complete search history.

1 Claim, 6 Drawing Sheets






FIG.1




FIG. 2



FIG.3




FIG.4

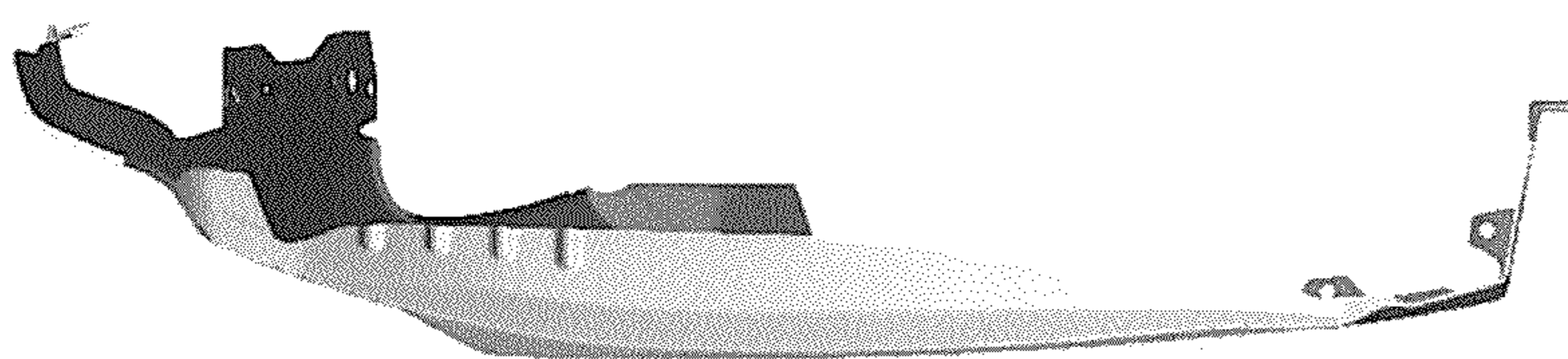


FIG. 5

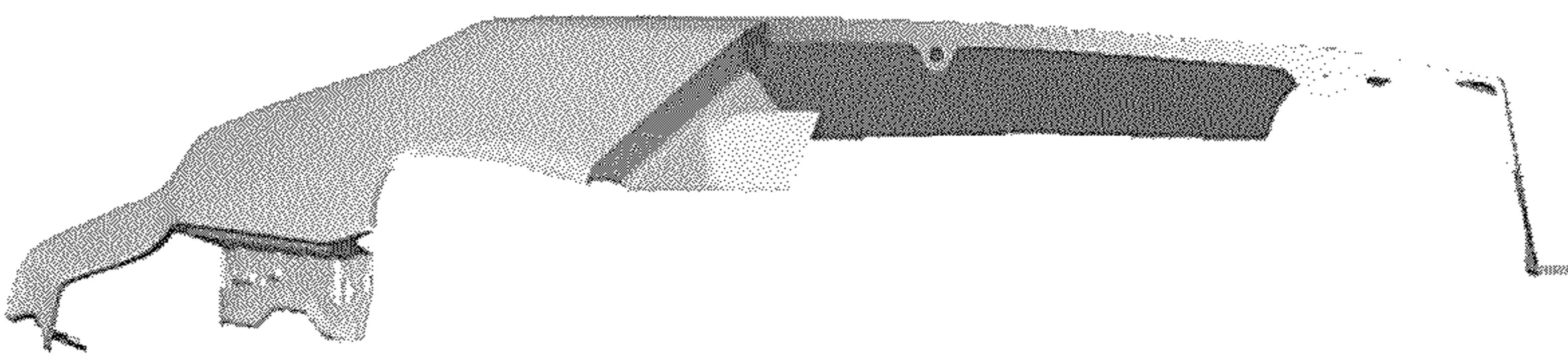


FIG. 6




FIG. 7




FIG. 8