



US00D711772S

(12) **United States Design Patent**
Prusinowski

(10) **Patent No.:** **US D711,772 S**

(45) **Date of Patent:** **** Aug. 26, 2014**

(54) **TIE TACK**

(71) Applicant: **Paul Robert Prusinowski**, Riverdale, NJ
(US)

(72) Inventor: **Paul Robert Prusinowski**, Riverdale, NJ
(US)

(**) Term: **14 Years**

(21) Appl. No.: **29/445,454**

(22) Filed: **Feb. 12, 2013**

(51) **LOC (10) Cl.** **02-07**

(52) **U.S. Cl.**
USPC **D11/202**

(58) **Field of Classification Search**
CPC A44B 6/00; A44B 9/08
USPC D11/1, 2, 200–219, 222–237; 24/163 R,
24/169–171, 173, 177–179, 191, 194–195,
24/197, 200, 614–616, 625, 49.1, 64,
24/66.11, 66.13
See application file for complete search history.

(56) **References Cited**

U.S. PATENT DOCUMENTS

1,374,971 A * 4/1921 Wiener 2/337
1,380,459 A * 6/1921 Youngs 24/66.4
1,381,846 A * 6/1921 Maker et al. 24/66.13

D58,786 S * 8/1921 Lufrio D11/214
D60,068 S * 12/1921 Stone D11/202
D124,227 S * 12/1940 Baer D11/201
D141,738 S * 7/1945 Glastal D11/202
2,599,921 A * 6/1952 Johnson 40/618
2,732,602 A * 1/1956 Quimby 24/66.8
3,049,772 A * 8/1962 Anderson 24/66.8
3,173,148 A * 3/1965 Tsuneo Horii 2/145
3,453,696 A * 7/1969 Mates 24/66.1
D636,293 S * 4/2011 Dolce et al. D11/222

* cited by examiner

Primary Examiner — Ralf Seifert

(74) *Attorney, Agent, or Firm* — Klauber & Jackson LLC

(57) **CLAIM**

I claim the ornamental design for a tie tack, as shown.

DESCRIPTION

FIG. 1 is a front or rear view of a tie tack having two elements showing my new design;
FIG. 2 is a front or rear view of the two elements thereof;
FIG. 3 is a right side view of the two elements thereof;
FIG. 4 is a left side view of the two elements thereof;
FIG. 5 is a top view of the two elements thereof;
FIG. 6 is a bottom view of the two elements thereof;
FIG. 7 is a front view of the two elements thereof positioned with a tie; and,
FIG. 8 is a left side view of the two elements thereof positioned with a tie.

1 Claim, 5 Drawing Sheets



FIG. 1

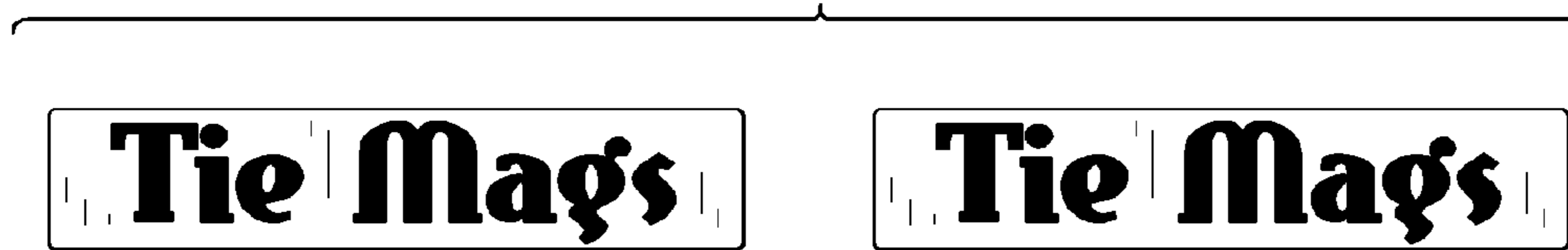


FIG. 2

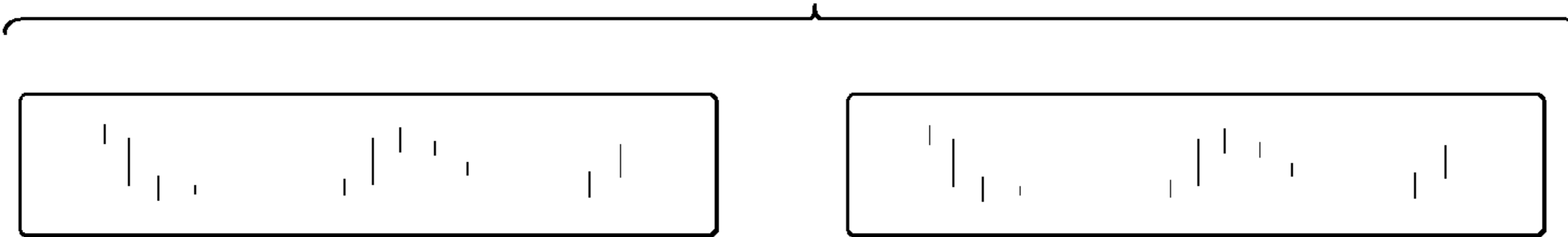


FIG. 3

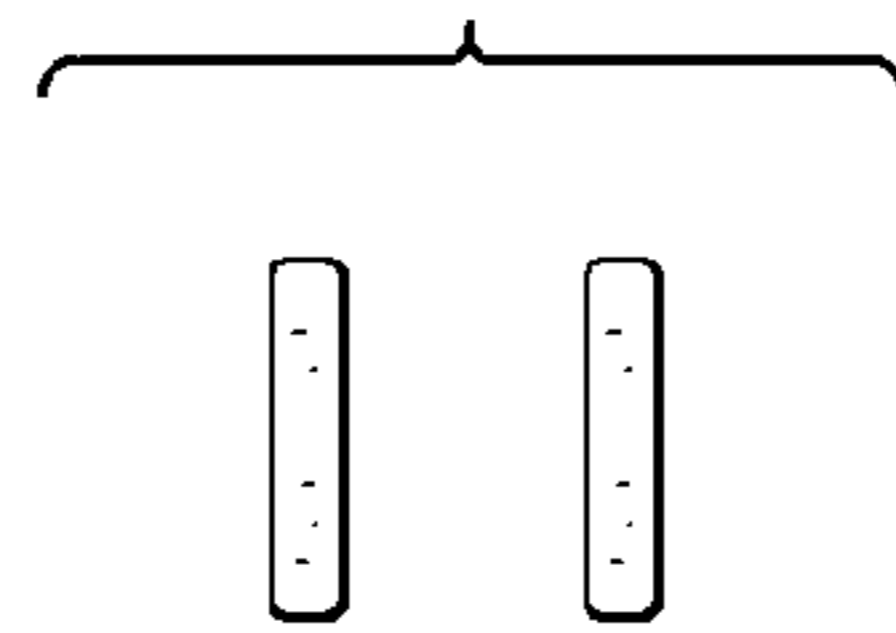


FIG. 4

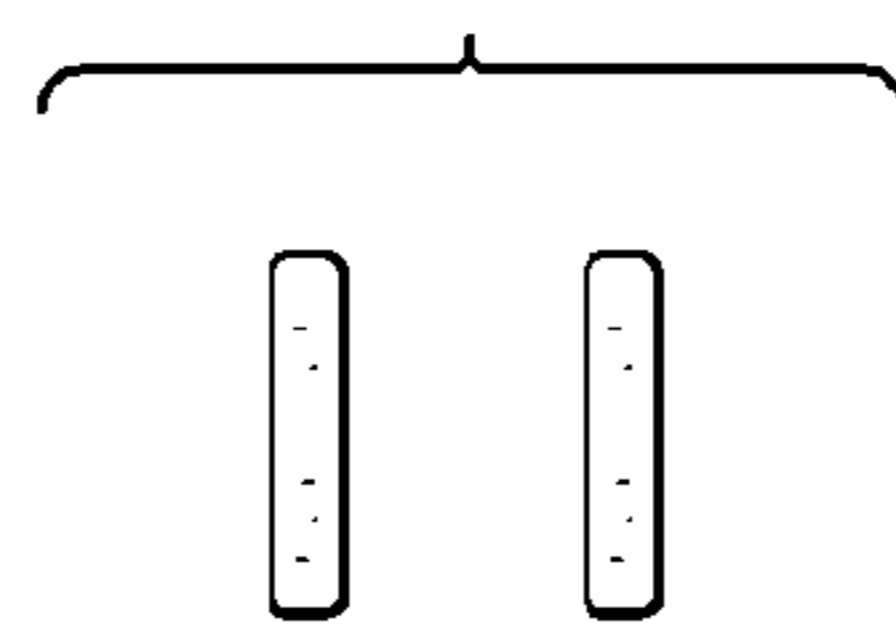


FIG. 5

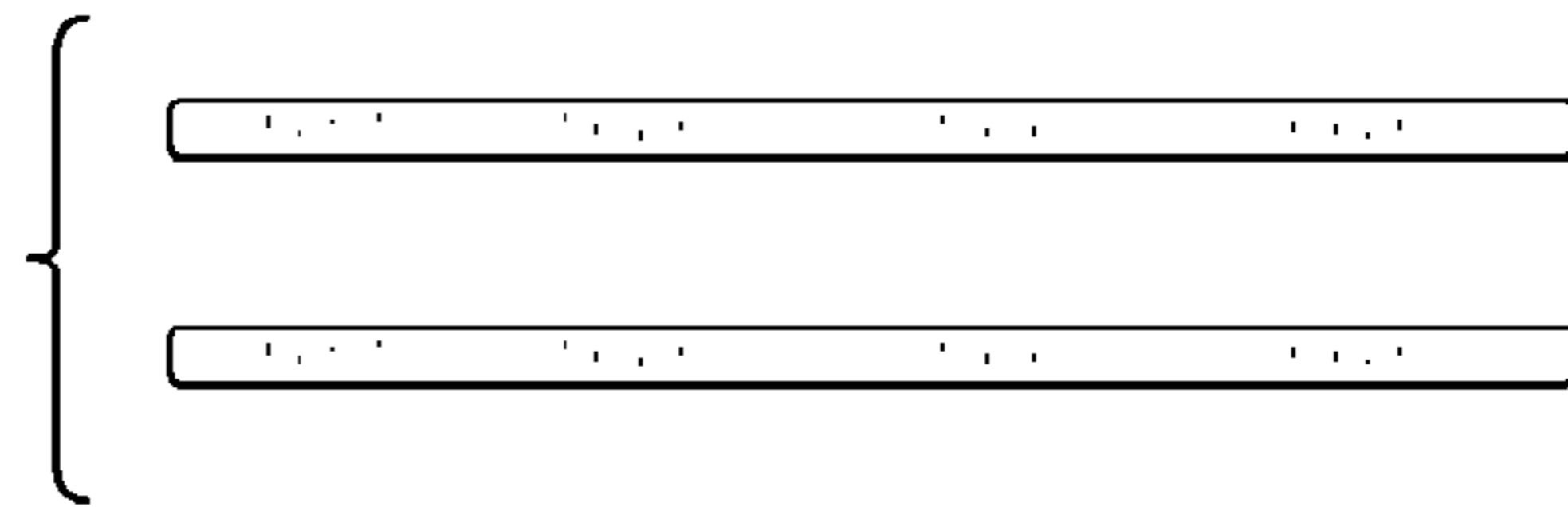


FIG. 6

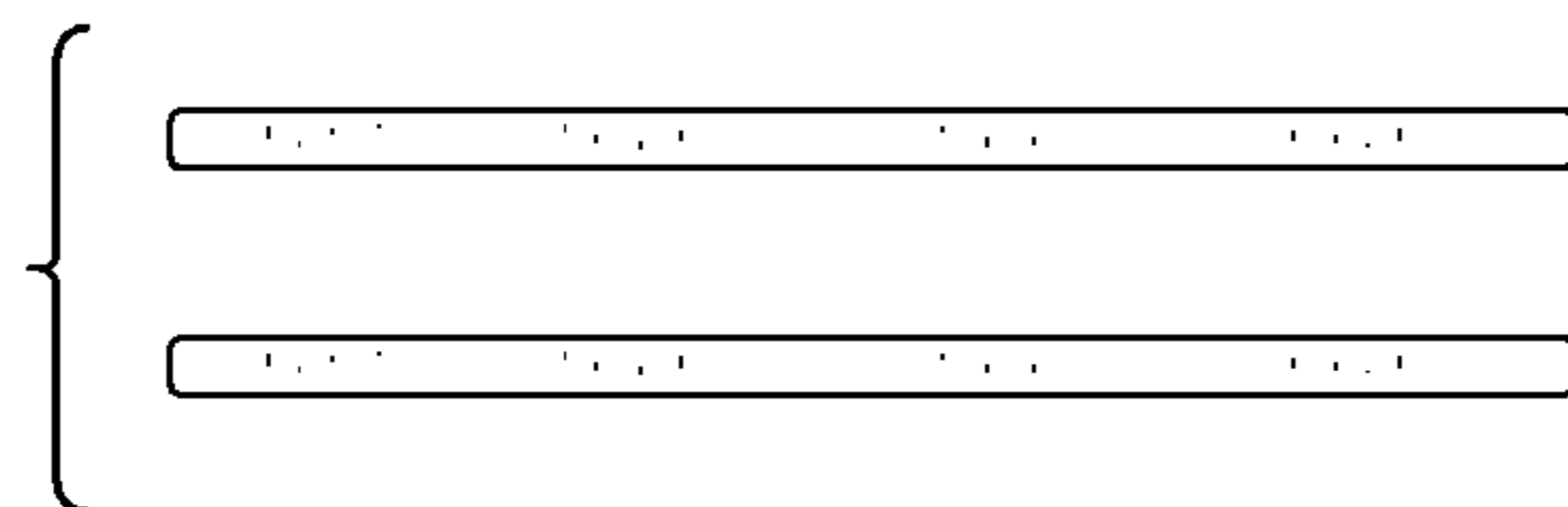


FIG. 7

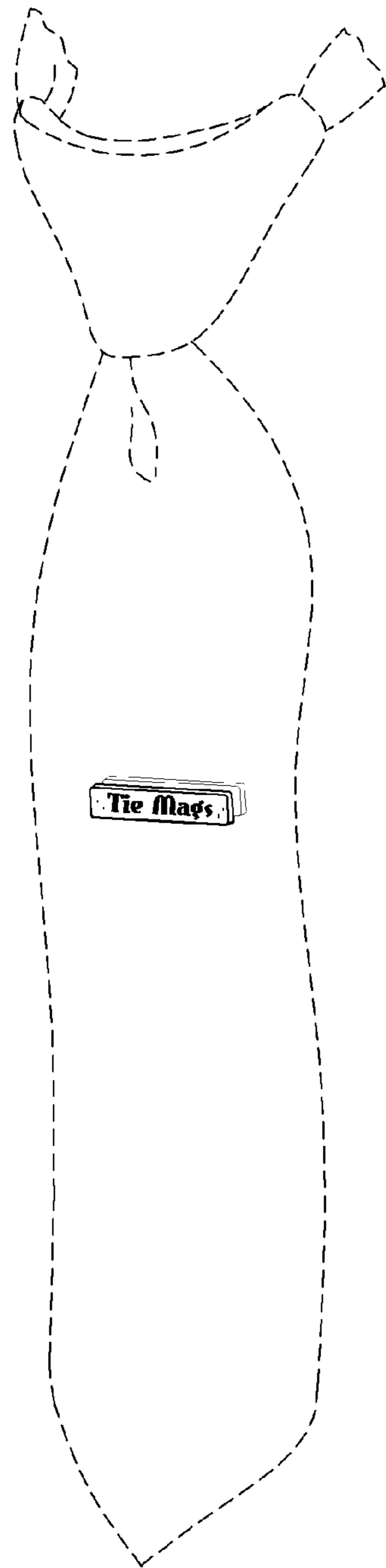


FIG. 8

