



US00D711750S

(12) **United States Design Patent**
Monachon

(10) **Patent No.:** **US D711,750 S**

(45) **Date of Patent:** **** Aug. 26, 2014**

(54) **WATCH**

(71) Applicant: **Omega Ltd.**, Biel/Bienne (CH)

(72) Inventor: **Jean-Claude Monachon**, Bevaix (CH)

(73) Assignee: **Omega Ltd.**, Biel/Bienne (CH)

(**) Term: **14 Years**

(21) Appl. No.: **29/468,897**

(22) Filed: **Oct. 4, 2013**

(30) **Foreign Application Priority Data**

Apr. 10, 2013 (WO) DM080 589

(51) **LOC (10) Cl.** **10-02**

(52) **U.S. Cl.**
USPC **D10/39**

(58) **Field of Classification Search**
USPC D10/30-39, 122-132; 368/276, 281,
368/282, 80, 223, 228, 232, 28, 37
See application file for complete search history.

(56) **References Cited**

U.S. PATENT DOCUMENTS

D56,426 S *	10/1920	Goodrow	D10/126
2,361,563 A *	10/1944	Pellaton	368/80
D420,920 S *	2/2000	Bach	D10/32
D452,175 S *	12/2001	Finazzi	D10/39
D459,241 S *	6/2002	Bodino	D10/32
D536,627 S *	2/2007	Behling	D10/38
D551,095 S *	9/2007	Monachon	D10/32
D554,542 S *	11/2007	Laucella et al.	D10/39

D567,677 S *	4/2008	Finazzi	D10/34
D580,279 S *	11/2008	Wunderman	D10/39
D584,171 S *	1/2009	Monachon	D10/32
D585,309 S *	1/2009	Monachon	D10/39
D585,319 S *	1/2009	Jorst et al.	D10/126
D585,768 S *	2/2009	Loth	D10/39
D590,274 S *	4/2009	Monachon	D10/31
D592,975 S *	5/2009	Markl	D10/32
D630,119 S *	1/2011	Nishi	D10/126
D656,416 S *	3/2012	Monachon	D10/39
D656,417 S *	3/2012	Monachon	D10/39
D658,518 S *	5/2012	Behling	D10/39
D668,162 S *	10/2012	Inoue	D10/39
D668,971 S *	10/2012	Tedeschi	D10/39
D679,201 S *	4/2013	Jacquerye	D10/39
D688,580 S *	8/2013	Delhotal	D10/124
D695,637 S *	12/2013	Jacquerye	D10/39

* cited by examiner

Primary Examiner — Lucy Lieberman

(74) *Attorney, Agent, or Firm* — Donald J. Ranft; Collen IP

(57) **CLAIM**

The ornamental design for a watch, as shown and described.

DESCRIPTION

FIG. 1 is a front right perspective view of a watch showing my new design;

FIG. 2 is a front view thereof;

FIG. 3 is a rear view thereof;

FIG. 4 is a left side view thereof;

FIG. 5 is a right side view thereof;

FIG. 6 is a top view thereof;

FIG. 7 is a bottom view thereof; and,

FIG. 8 is a rear left perspective view thereof.

1 Claim, 6 Drawing Sheets

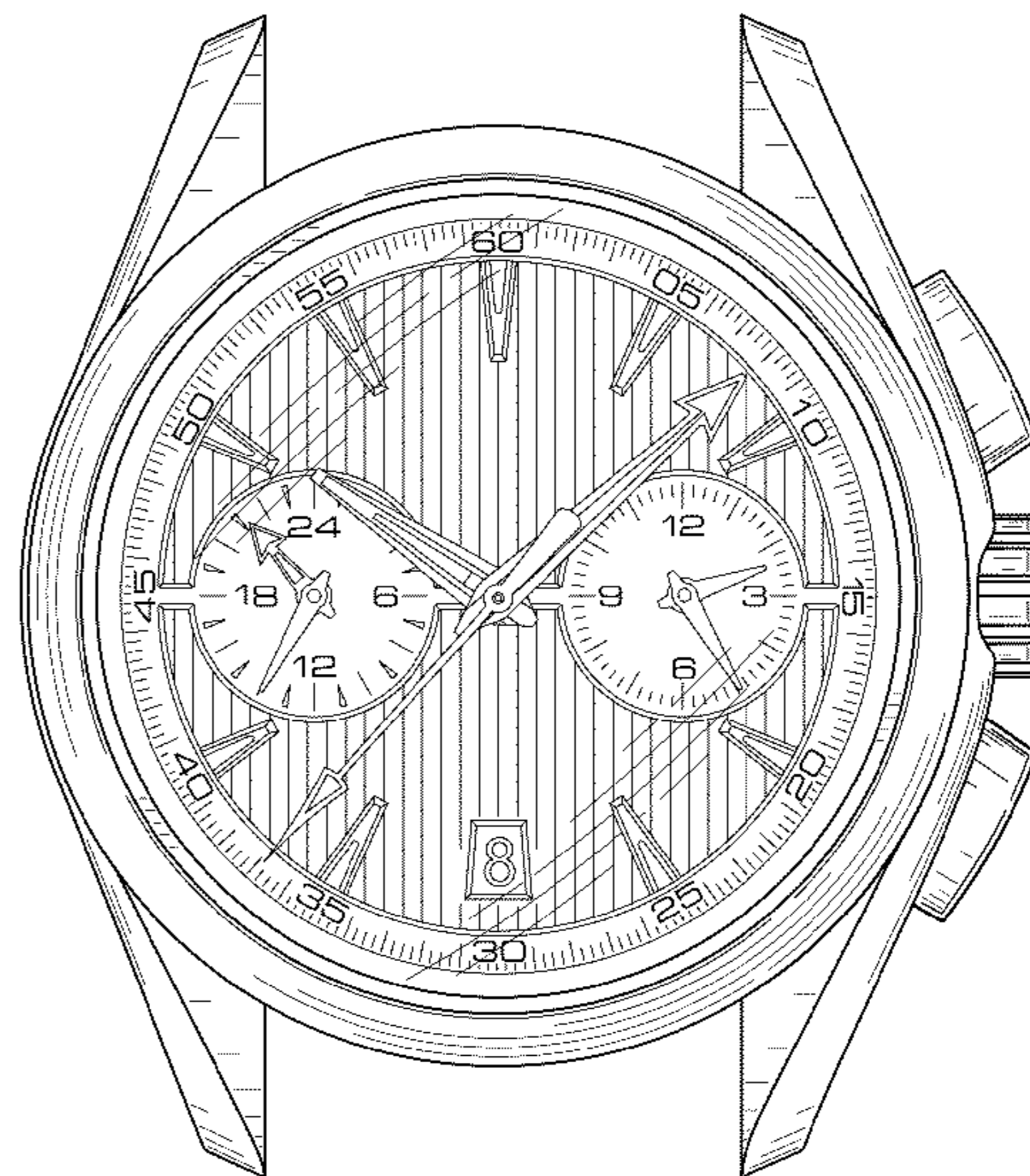




FIG. 1



FIG. 2



FIG. 3




FIG. 4




FIG. 5




FIG. 6




FIG. 7



FIG. 8