



US00D711743S

(12) **United States Design Patent**
Humm et al.

(10) **Patent No.:** **US D711,743 S**

(45) **Date of Patent:** **** Aug. 26, 2014**

(54) **TOBACCO BOX**

220/796, 801, 805; 206/236, 242,
206/265-266, 270; 229/87.14

(71) Applicants: **British American Tobacco (Investments) Limited**, London (GB); **British American Tobacco (Holdings) Limited**, London (GB)

See application file for complete search history.

(72) Inventors: **Stuart Humm**, London (GB); **Warren Keefe**, London (GB); **Paul Gibson**, London (GB)

(56) **References Cited**

U.S. PATENT DOCUMENTS

(73) Assignees: **British American Tobacco (Investments) Limited**, London (GB); **British-American Tobacco (Holdings) Limited**, London (GB)

3,327,887	A	6/1967	Chalmers
3,388,706	A	6/1968	Muirheid
D218,793	S	9/1970	Rushlow
3,596,758	A	8/1971	Phillips, Jr. et al.
4,895,251	A	1/1990	Focke et al.
5,277,315	A	1/1994	Plein
5,762,230	A	6/1998	Policappelli
5,826,785	A	10/1998	Belvederi
6,126,013	A	10/2000	Miller
6,168,014	B1	1/2001	Manservigi et al.
D438,797	S *	3/2001	Bozlee D9/434

(**) Term: **14 Years**

(Continued)

(21) Appl. No.: **29/471,448**

Primary Examiner — Ian Simmons

(22) Filed: **Oct. 31, 2013**

Assistant Examiner — Dana L Meyrow

Related U.S. Application Data

(62) Division of application No. 29/394,676, filed on Jun. 20, 2011.

(74) *Attorney, Agent, or Firm* — N W Poulsen

(30) **Foreign Application Priority Data**

Dec. 20, 2010 (EM) 001796038

(51) **LOC (10) Cl.** **09-07**

(52) **U.S. Cl.**
USPC **D9/447**

(58) **Field of Classification Search**

CPC B65D 39/00; B65D 39/16; B65D 43/08;
B65D 45/00; B65D 45/30; B65D 45/305;
B65D 51/60

USPC D9/414, 416, 424, 428, 434-435, 443,
D9/446-447, 449, 454, 500, 504-505, 516,
D9/549, 558, 575, 715, 721, 763, 772,
D9/779-780; D1/105; D3/203.2, 203.3,
D3/203.4; D27/102, 133, 172, 183, 186,
D27/189-190; D28/78, 82; 215/258, 363;

(57) **CLAIM**

We claim the ornamental design for a tobacco box, as shown and described.

DESCRIPTION

FIG. 1 perspective view of a tobacco box showing our new design;

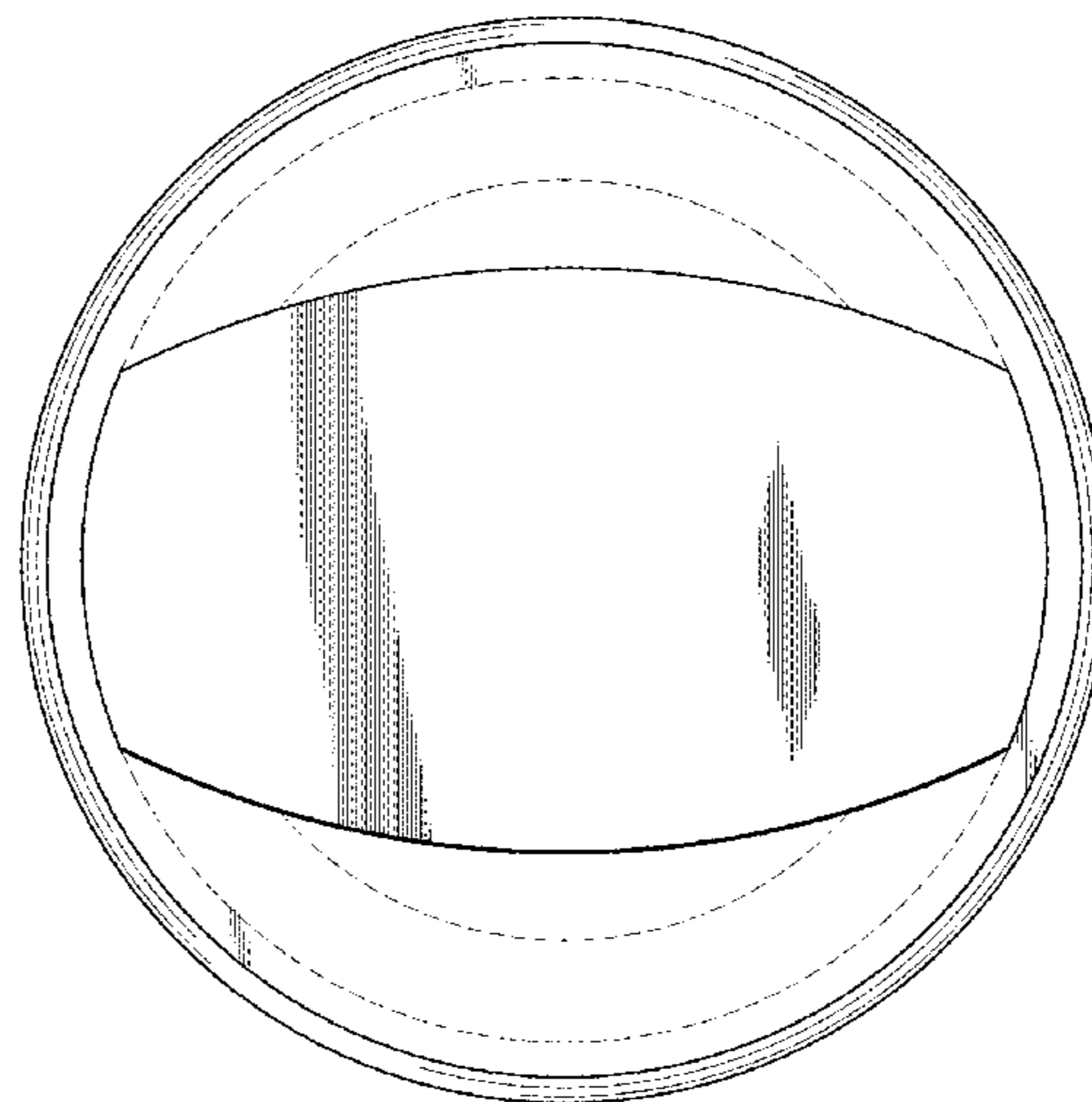
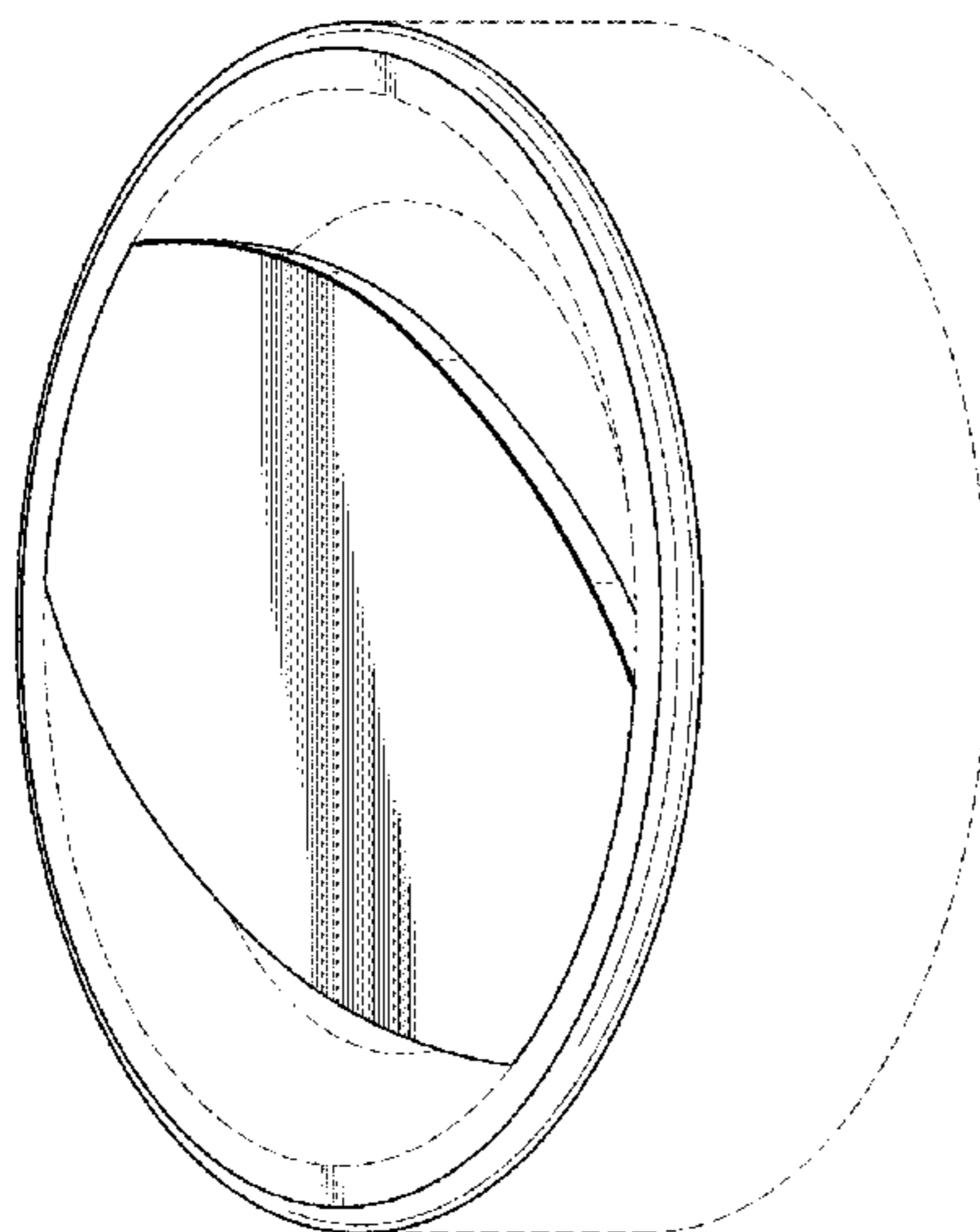
FIG. 2 is a top plan view thereof;

FIG. 3 is a bottom plan view thereof; and,

FIG. 4 is a side elevation view thereof.

The broken lines immediately adjacent to the shaded areas represent the bounds of the claim. Only the surfaces with applied surface shading are included in the claimed design. Those surface areas with no surface shading and the broken lines illustrate the portions of the design that form no part of the claim.

1 Claim, 4 Drawing Sheets



(56)

References Cited

U.S. PATENT DOCUMENTS

D441,144 S	4/2001	Vanoncini	D617,210 S	6/2010	Abolfazlian et al.
6,216,860 B1	4/2001	Boriani et al.	D617,941 S	6/2010	Bjorkholm
6,364,106 B1	4/2002	Fagg et al.	D625,047 S	10/2010	Gibson et al.
D474,856 S	5/2003	Hatto	D640,545 S	6/2011	Gibson et al.
D516,425 S *	3/2006	Haffner et al. D9/449	D640,546 S	6/2011	Berggren
7,025,201 B2	4/2006	Draghetti et al.	D645,352 S	9/2011	Boré
D544,167 S	6/2007	Dukic, Jr. et al.	D650,269 S	12/2011	Berggren
7,377,399 B2	5/2008	Lane et al.	D651,519 S	1/2012	Gibson et al.
D581,792 S	12/2008	Krohn	D660,693 S	5/2012	Berggren
D585,280 S *	1/2009	Stuart D9/454	2003/0164314 A1	9/2003	Bray
D587,572 S *	3/2009	Sanders D9/443	2004/0026272 A1	2/2004	Conti et al.
D597,838 S *	8/2009	Stuart D9/454	2004/0144661 A1	7/2004	Lutzig
D599,953 S	9/2009	Gibson et al.	2004/0217023 A1	11/2004	Fagg et al.
D603,698 S	11/2009	VerWeyst	2005/0155878 A1	7/2005	Pham
			2006/0255111 A1	11/2006	Bray et al.
			2010/0059395 A1	3/2010	England
			2010/0126889 A1	5/2010	Holford

* cited by examiner

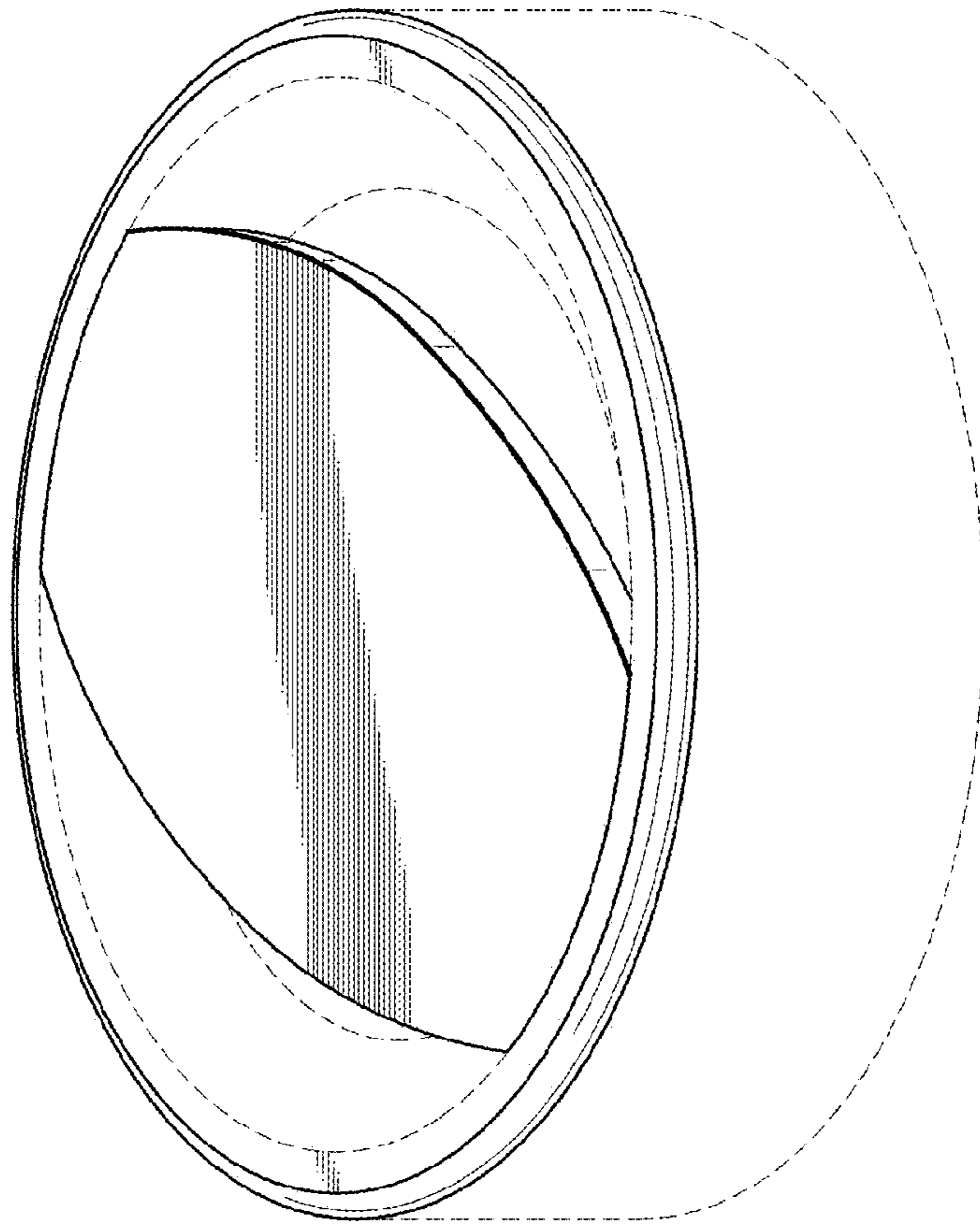


FIG. 1

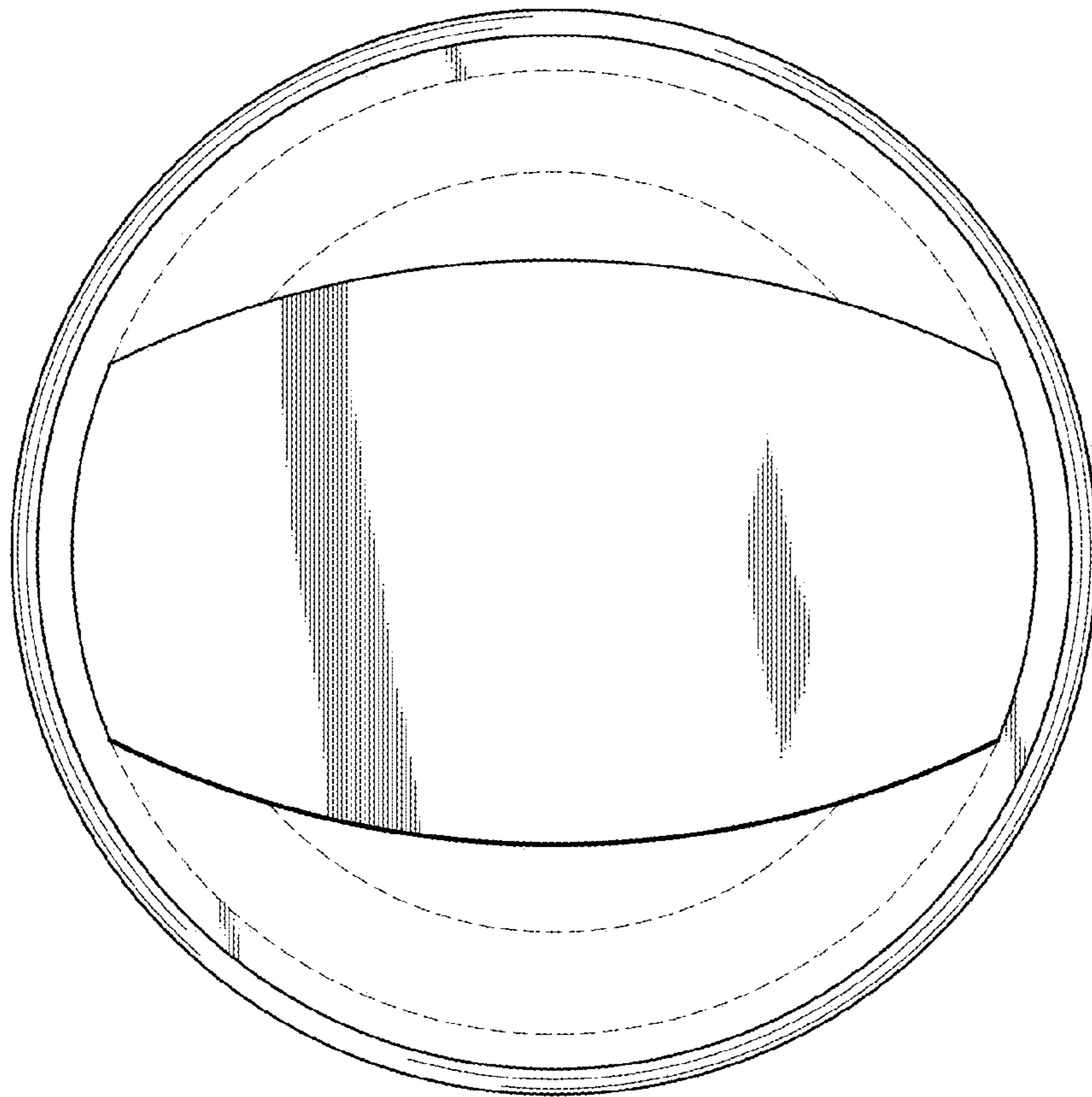


FIG. 2




FIG.3




FIG.4