



US00D711712S

(12) **United States Design Patent**
Newcomb et al.

(10) **Patent No.:** **US D711,712 S**
(45) **Date of Patent:** **** Aug. 26, 2014**

(54) **PAIR OF HANDLES FOR AN INSTRUMENT OR TOOL**

(75) Inventors: **William Levin Newcomb**, Newport News, VA (US); **David Lorin Newcomb**, Morrisville, NC (US); **Stephen Duane Tester**, Cary, NC (US); **Emily JoAnne Newcomb**, Morrisville, NC (US)

(73) Assignee: **Cercore LLC**, Morrisville, NC (US)

(**) Term: **14 Years**

(21) Appl. No.: **29/414,088**

(22) Filed: **Feb. 24, 2012**

(51) **LOC (10) Cl.** **08-03**

(52) **U.S. Cl.**
USPC **D8/57**

(58) **Field of Classification Search**
CPC B26B 13/24; B26B 13/00; B26B 13/005; B26B 29/04; B26B 11/00; B26B 11/008; A01G 3/065; A45D 24/36; B25F 1/003; B25B 7/00; B25B 7/22; B25B 27/205; B21J 15/386; B23D 63/023; B21L 21/00
USPC D8/57, 51, 52, 93, 92, 99, 4, 9, 403, D8/346, 354, 6, 54, 58, 56; 29/81.17; 76/64, 69; 81/3.6; 7/125; D24/148, D24/153, 10

See application file for complete search history.

(56) **References Cited**

U.S. PATENT DOCUMENTS

2,343,527	A *	3/1944	Boyle	30/256
2,471,997	A *	5/1949	Baltor	602/30
D180,004	S *	4/1957	Anderson	D8/57
4,140,124	A	2/1979	Curutchet	
4,600,007	A	7/1986	Lahodny et al.	
4,674,501	A	6/1987	Greenberg	

5,133,737	A	7/1992	Grismer
5,176,696	A	1/1993	Saunders
5,190,550	A	3/1993	Miller et al.
5,236,436	A	8/1993	Koros et al.
5,281,220	A	1/1994	Blake, III
5,350,391	A	9/1994	Iacovelli
5,352,237	A	10/1994	Rodak et al.
5,360,428	A	11/1994	Hutchinson, Jr.
5,456,684	A	10/1995	Schmidt et al.
5,470,328	A	11/1995	Furnish et al.
5,472,439	A	12/1995	Hurd
5,472,451	A	12/1995	Freitas et al.
5,478,350	A	12/1995	Kratsch et al.
5,618,304	A	4/1997	Hart et al.
5,620,459	A	4/1997	Lichtman

(Continued)

OTHER PUBLICATIONS

International Search Report and The Written Opinion for PCT/US2012/026420, mailed May 30, 2012.

Primary Examiner — Robert M Spear

Assistant Examiner — Eliza Bennett-Hattan

(74) *Attorney, Agent, or Firm* — Myers Bigel Sibley & Sajovec

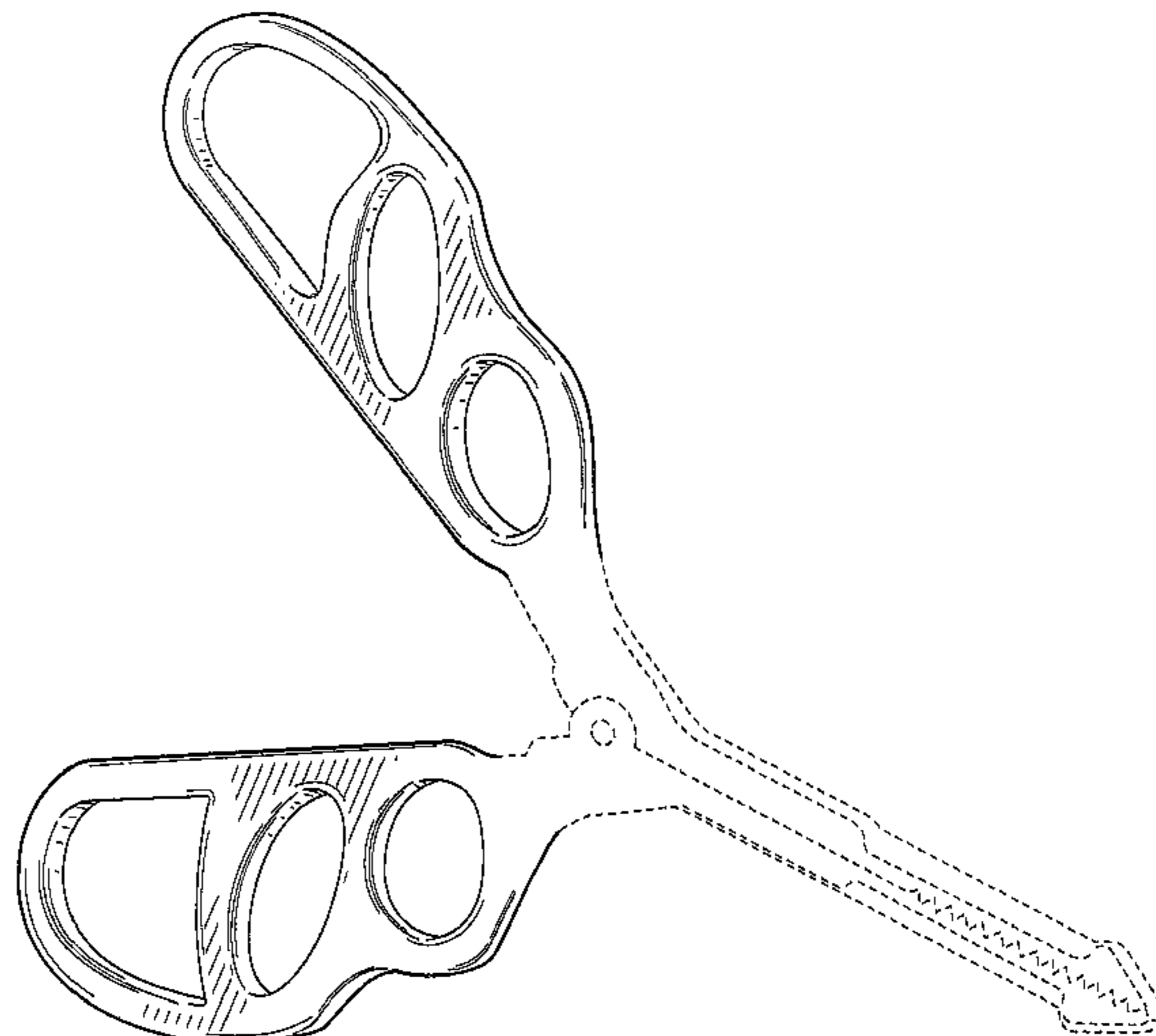
(57) **CLAIM**

The ornamental design for pair of handles for an instrument or tool, as shown and described.

DESCRIPTION

FIG. 1 is a front perspective view illustrating our design; FIG. 2 is a front view thereof; FIG. 3 is a rear view thereof; FIG. 4 is a top view thereof; FIG. 5 is a bottom view thereof; FIG. 6 is a side view thereof; and, FIG. 7 is an opposing side view thereof. In the drawings, the broken lines depict environmental subject matter only and form no part of the claimed design.

1 Claim, 7 Drawing Sheets



(56)

References Cited

U.S. PATENT DOCUMENTS

5,626,608 A	5/1997	Cuny et al.					
5,735,873 A	4/1998	MacLean					
5,755,723 A	5/1998	Lombardo					
5,782,749 A	7/1998	Riza					
5,797,958 A	8/1998	Yoon					
5,819,416 A *	10/1998	Robinson et al.	30/257			
5,830,231 A	11/1998	Geiges, Jr.					
5,836,960 A	11/1998	Kolesa et al.					
5,849,021 A	12/1998	DiFrancesco et al.					
5,906,629 A	5/1999	Oren et al.					
5,928,255 A	7/1999	Meade et al.					
5,930,440 A	7/1999	Bar-Or					
6,015,426 A	1/2000	Griffiths					
6,093,075 A *	7/2000	Lin	446/16			
6,168,605 B1	1/2001	Measamer et al.					
D451,355 S *	12/2001	Dean et al.	D8/57			
D506,913 S *	7/2005	Phillips et al.	D8/57			
D513,577 S *	1/2006	McLean et al.	D8/57			
					D526,880 S *	8/2006	Ferman
					D566,501 S *	4/2008	De Stefano
					7,497,867 B2	3/2009	Lasner et al.
					7,758,608 B2	7/2010	DiCesare et al.
					7,909,841 B1	3/2011	Nelson
					2002/0169459 A1	11/2002	Porat
					2004/0102800 A1	5/2004	Li et al.
					2004/0249410 A1	12/2004	Dausch
					2005/0033339 A1	2/2005	Grayzel et al.
					2006/0287640 A1	12/2006	Perlin
					2007/0032811 A1	2/2007	Storz
					2007/0093790 A1	4/2007	Downey et al.
					2007/0249903 A1	10/2007	Ohashi et al.
					2009/0054732 A1	2/2009	Markham
					2009/0112246 A1	4/2009	Weisshaupt et al.
					2009/0287235 A1	11/2009	Fortier et al.
					2009/0299141 A1	12/2009	Downey et al.
					2009/0312605 A1	12/2009	Hallbeck et al.
					2010/0076260 A1	3/2010	Taylor et al.
					2010/0204702 A1	8/2010	Lechot et al.
					2011/0065992 A1	3/2011	Bissinger

* cited by examiner

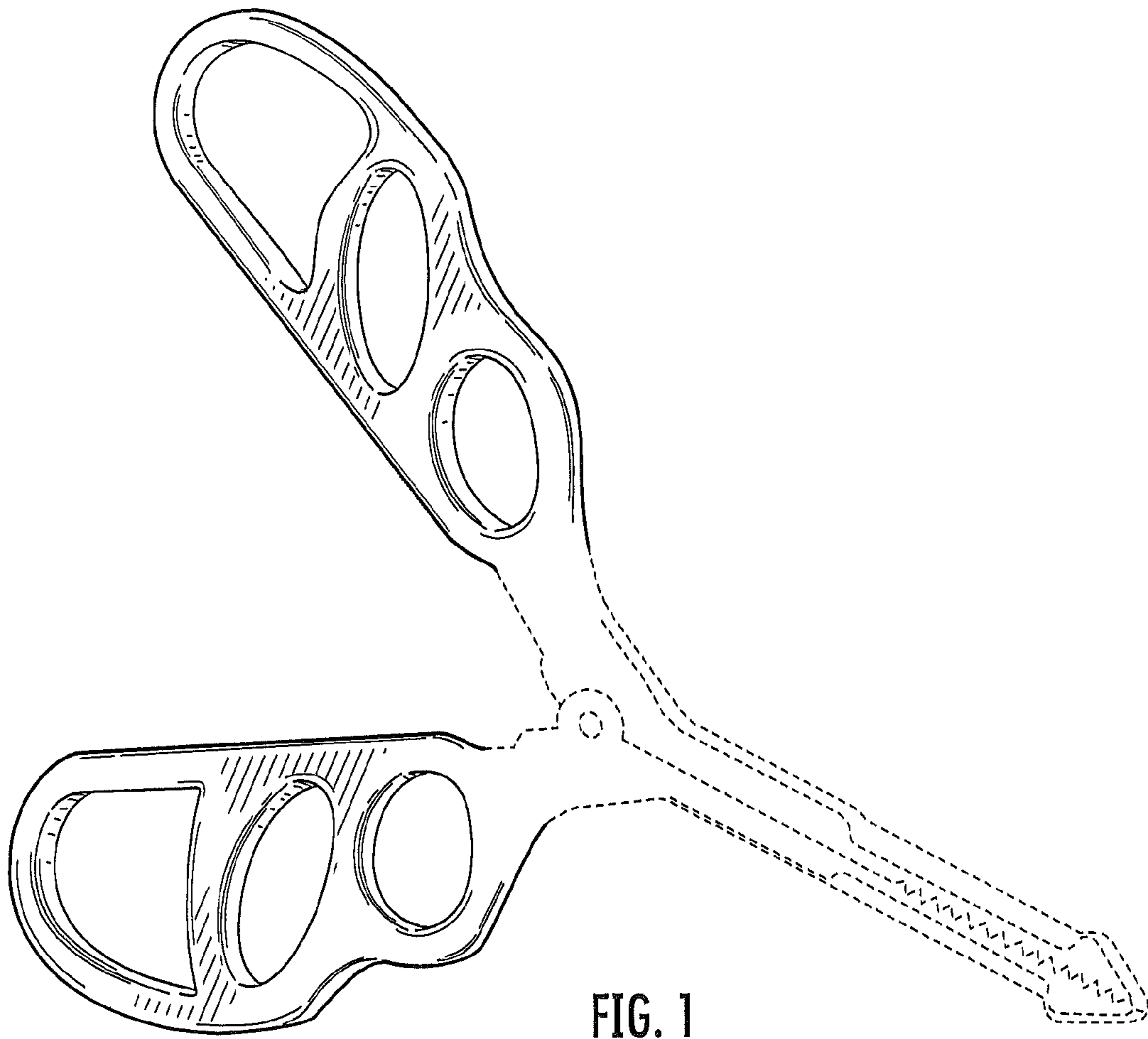


FIG. 1

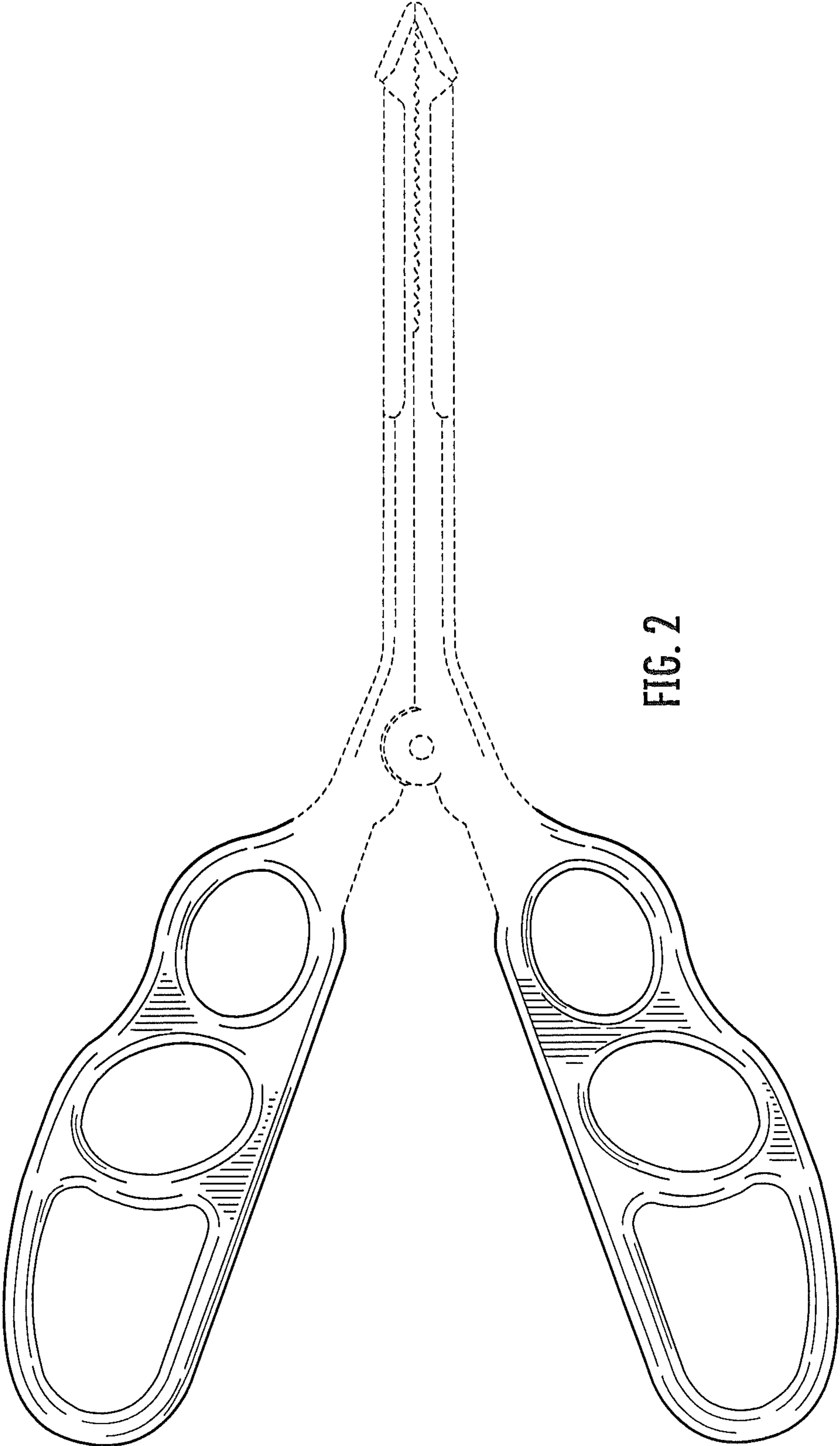


FIG. 2

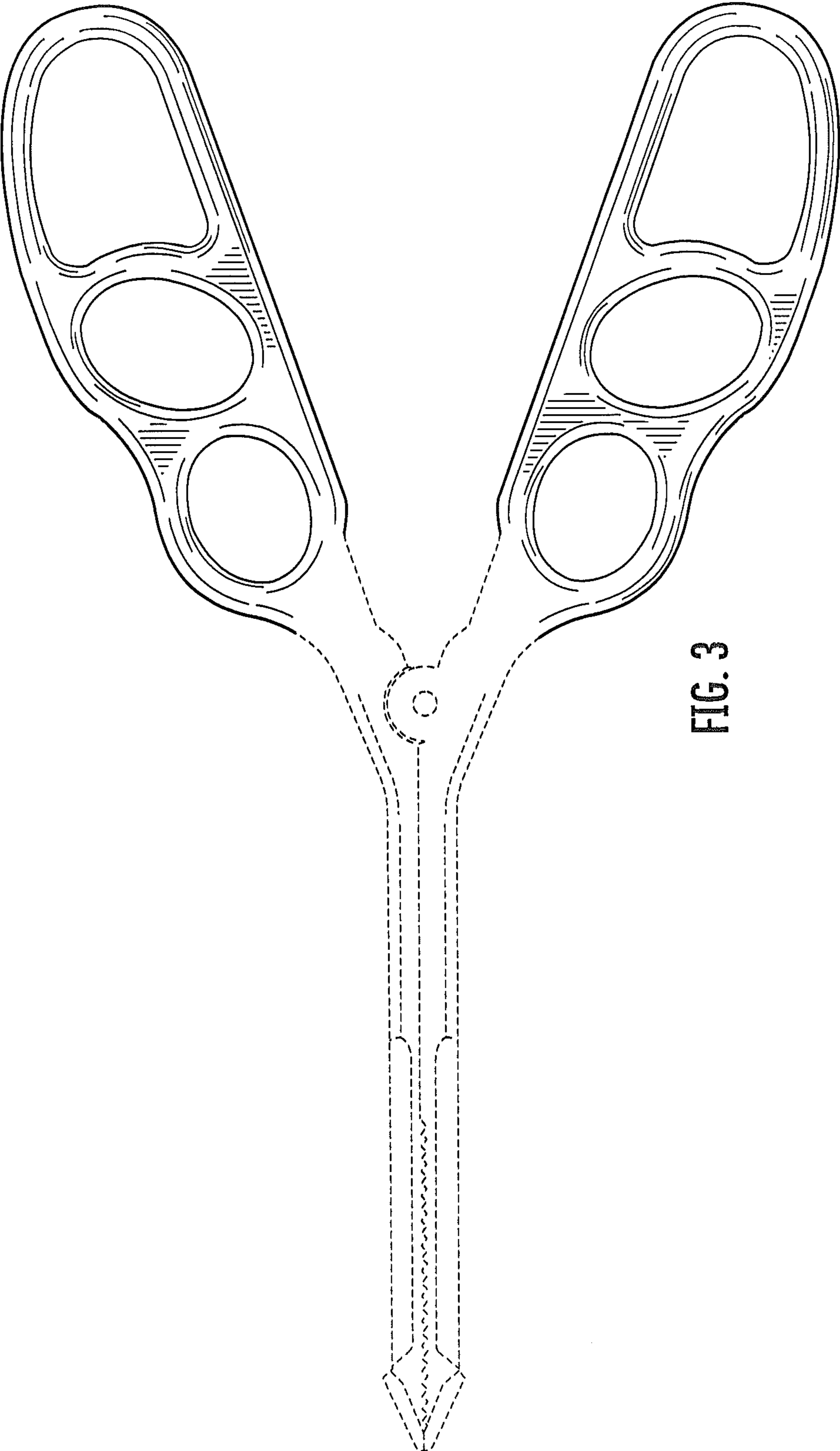


FIG. 3




FIG. 4



FIG. 5



FIG. 6

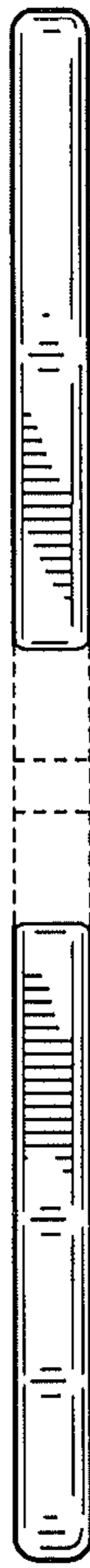


FIG. 7