

US00D711709S

(12) **United States Design Patent**
Abel et al.

(10) **Patent No.:** **US D711,709 S**

(45) **Date of Patent:** **** Aug. 26, 2014**

(54) **WRENCH**

(56) **References Cited**

(71) Applicant: **Wera-Werk Hermann Werner GmbH & Co. KG**, Wuppertal (DE)

(72) Inventors: **Michael Abel**, Radevormwald (DE);
Ralf-Richard Richter, Wuppertal (DE)

(73) Assignee: **Wera-Werk Hermann Werner GmbH & Co. KG**, Wuppertal (DE)

(**) Term: **14 Years**

(21) Appl. No.: **29/467,321**

(22) Filed: **Sep. 18, 2013**

Related U.S. Application Data

(62) Division of application No. 29/430,586, filed on Aug. 28, 2012, now Pat. No. Des. 703,505.

(30) **Foreign Application Priority Data**

Mar. 1, 2012 (EM) 001316293

(51) **LOC (10) Cl.** **08-05**

(52) **U.S. Cl.**
USPC **D8/28**

(58) **Field of Classification Search**
USPC D8/17, 21-29; 81/58, 58.2, 119, 124.2,
81/124.4, 125.1, 186

See application file for complete search history.

U.S. PATENT DOCUMENTS

3,604,106	A *	9/1971	Borries	81/180.1
D337,927	S *	8/1993	Roenbaugh	D8/22
6,009,778	A *	1/2000	Hsieh	81/119
D435,411	S *	12/2000	Chen	D8/28
D445,014	S *	7/2001	Douglas et al.	D8/107
D465,977	S *	11/2002	Chen	D8/28
D484,014	S *	12/2003	Chen	D8/28
6,871,570	B1 *	3/2005	Santillan	81/125

* cited by examiner

Primary Examiner — Randall Gholson

(74) *Attorney, Agent, or Firm* — Collard & Roe, P.C.

(57) **CLAIM**

The ornamental design for a wrench, as shown and described.

DESCRIPTION

FIG. 1 is a front view of our design for a wrench;
FIG. 2 is a side view thereof;
FIG. 3 is a rear view thereof;
FIG. 4 is a side view thereof, opposite the side view in FIG. 2;
FIG. 5 is a top view thereof;
FIG. 6 is a bottom view thereof; and,
FIG. 7 is a top, front and side perspective view thereof.
The areas shown in broken lines show environmental structure only and form no part of the claimed design.

1 Claim, 3 Drawing Sheets

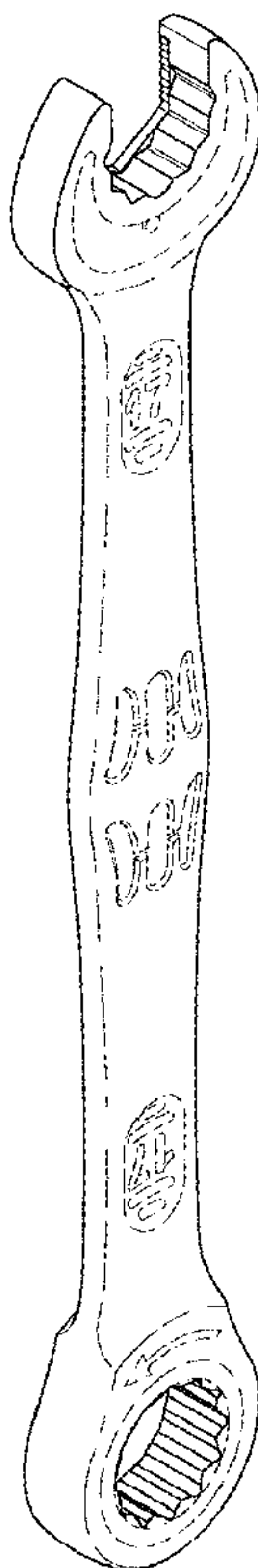


Fig. 1

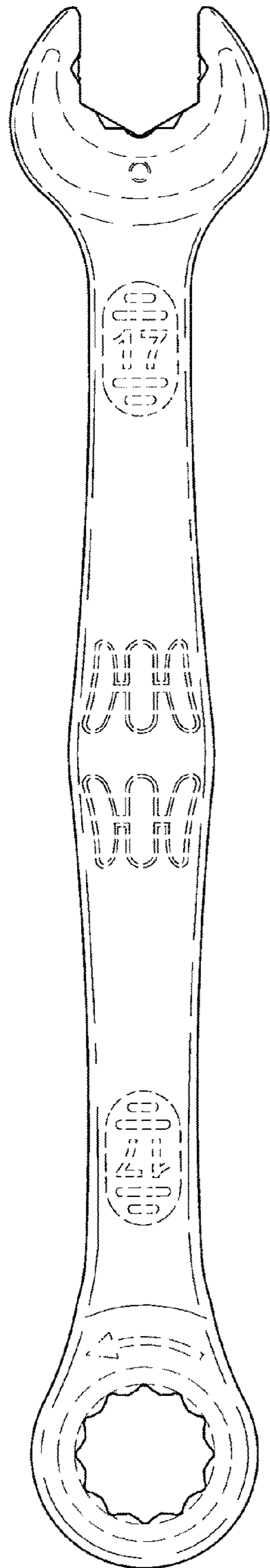


Fig. 2

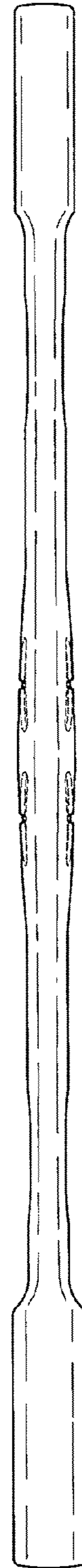


Fig. 3

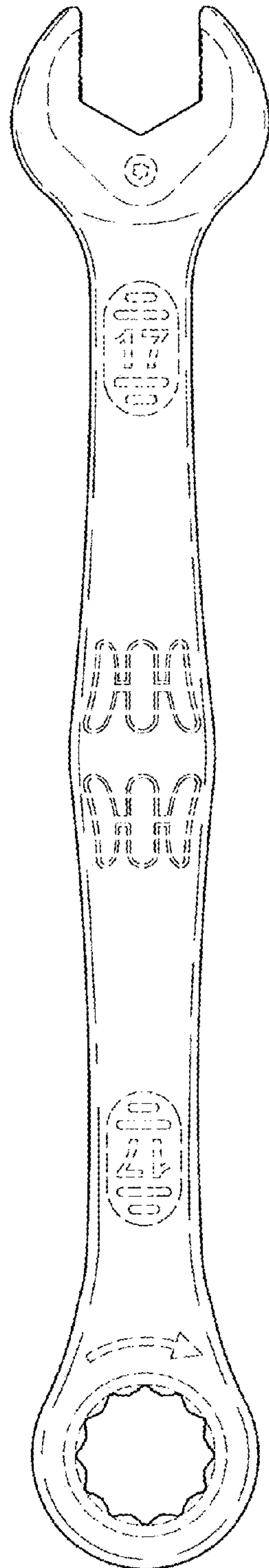


Fig. 4



Fig. 7

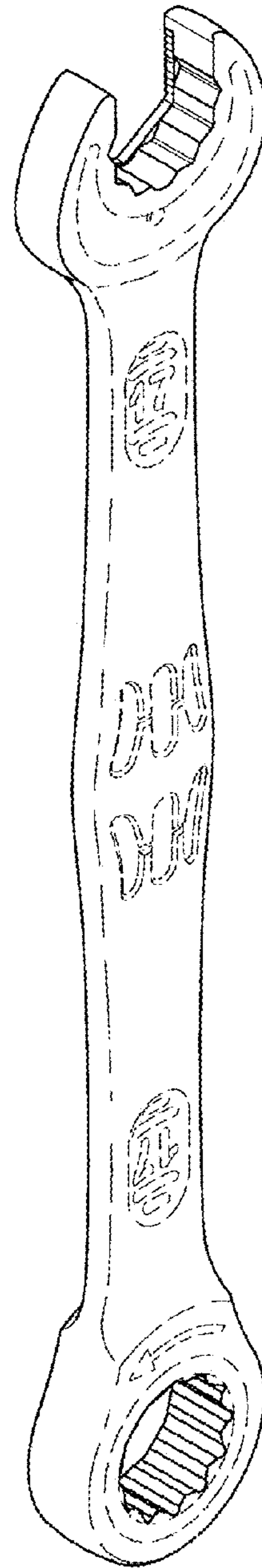


Fig. 5

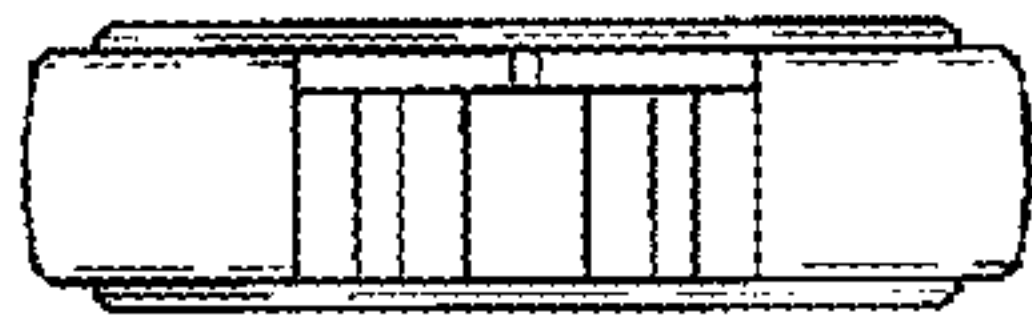


Fig. 6

