



US00D711698S

(12) **United States Design Patent**
Tscharner

(10) **Patent No.:** **US D711,698 S**

(45) **Date of Patent:** **** Aug. 26, 2014**

(54) **PROTECTIVE STAKE COVER**

(71) Applicant: **Eric Tscharner**, Englewood, CO (US)

(72) Inventor: **Eric Tscharner**, Englewood, CO (US)

(**) Term: **14 Years**

(21) Appl. No.: **29/444,965**

(22) Filed: **Feb. 6, 2013**

(51) **LOC (10) Cl.** **08-01**

(52) **U.S. Cl.**
USPC **D8/1**

(58) **Field of Classification Search**
USPC D10/66, 74; D25/135; D8/397, 1;
33/293, 339; D9/445; 32/301;
D26/138; D21/840; 47/43-47;
135/118; 248/156

See application file for complete search history.

(56) **References Cited**

U.S. PATENT DOCUMENTS

2,450,345	A *	9/1948	Kervin	52/301
4,245,931	A *	1/1981	Watts, Jr.	52/301
D278,311	S *	4/1985	Brown et al.	D9/436
D289,859	S *	5/1987	Johnson et al.	D10/66
4,680,428	A *	7/1987	Wilson, Jr.	174/158 F
D366,616	S *	1/1996	Knickerbocker	D9/445
5,621,976	A *	4/1997	Ochsenbine	33/339
5,946,871	A *	9/1999	Kassardjian et al.	52/301
6,691,479	B1 *	2/2004	Tscharner	52/301
D488,715	S *	4/2004	Plumer	D8/397
6,745,530	B2 *	6/2004	Nesbitt	52/301
D495,932	S *	9/2004	Kopka	D8/1

D547,172	S *	7/2007	Kent et al.	D8/397
7,448,139	B2 *	11/2008	McDonald	33/293
D582,573	S *	12/2008	Fears	D25/135
D614,266	S *	4/2010	Lewis	D23/260
D623,049	S *	9/2010	Zeyfang	D8/397
D654,384	S *	2/2012	McDonald	D10/66
D675,099	S *	1/2013	Luciano et al.	D9/503

* cited by examiner

Primary Examiner — Sheryl Lane

(74) *Attorney, Agent, or Firm* — Edwin H. Crabtree; Ramon L. Pizamo

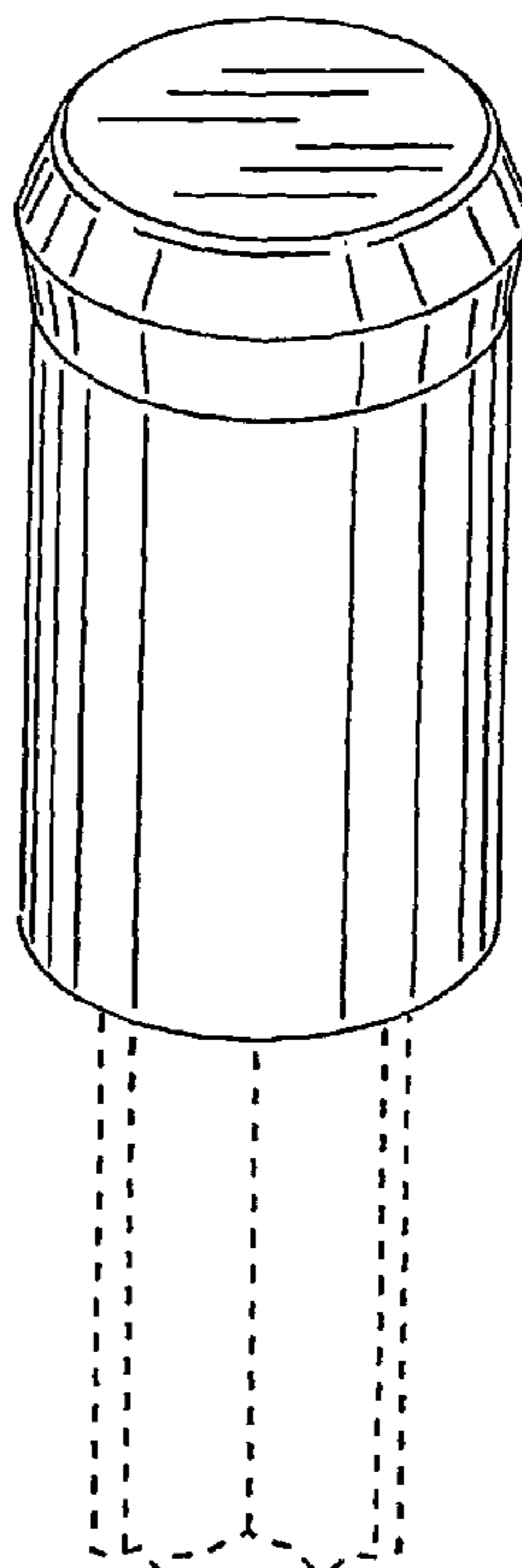
(57) **CLAIM**

The ornamental design for a protective stake cover, as shown and described.

DESCRIPTION

FIG. 1 is an upper perspective view of the subject protective stake cover illustrating my new design. The broken lines in FIG. 1 illustrate a top portion of the metal stake received inside the protective stake cover. The metal stake is for illustrative purposes only and forms no part of the invention; FIG. 2 is a top view of the protective stake cover; FIG. 3 is a side view and an opposite side view of the protective stake cover; FIG. 4 is a bottom view of the protective stake cover; and, FIG. 5 is a lower perspective view of the protective stake cover. The broken lines represent a metal stake in FIG. 1 and form no part of the claimed design. The broken lines in FIG. 4 represent portions of the article and form no part of the claimed design.

1 Claim, 2 Drawing Sheets



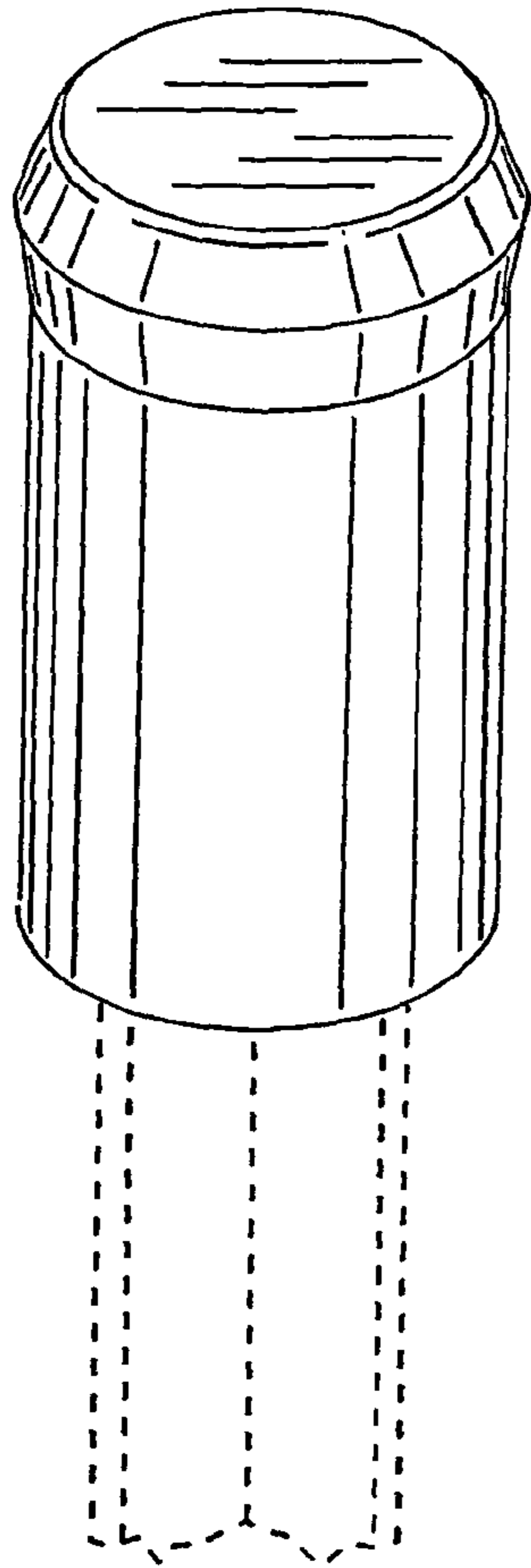


FIG. 1

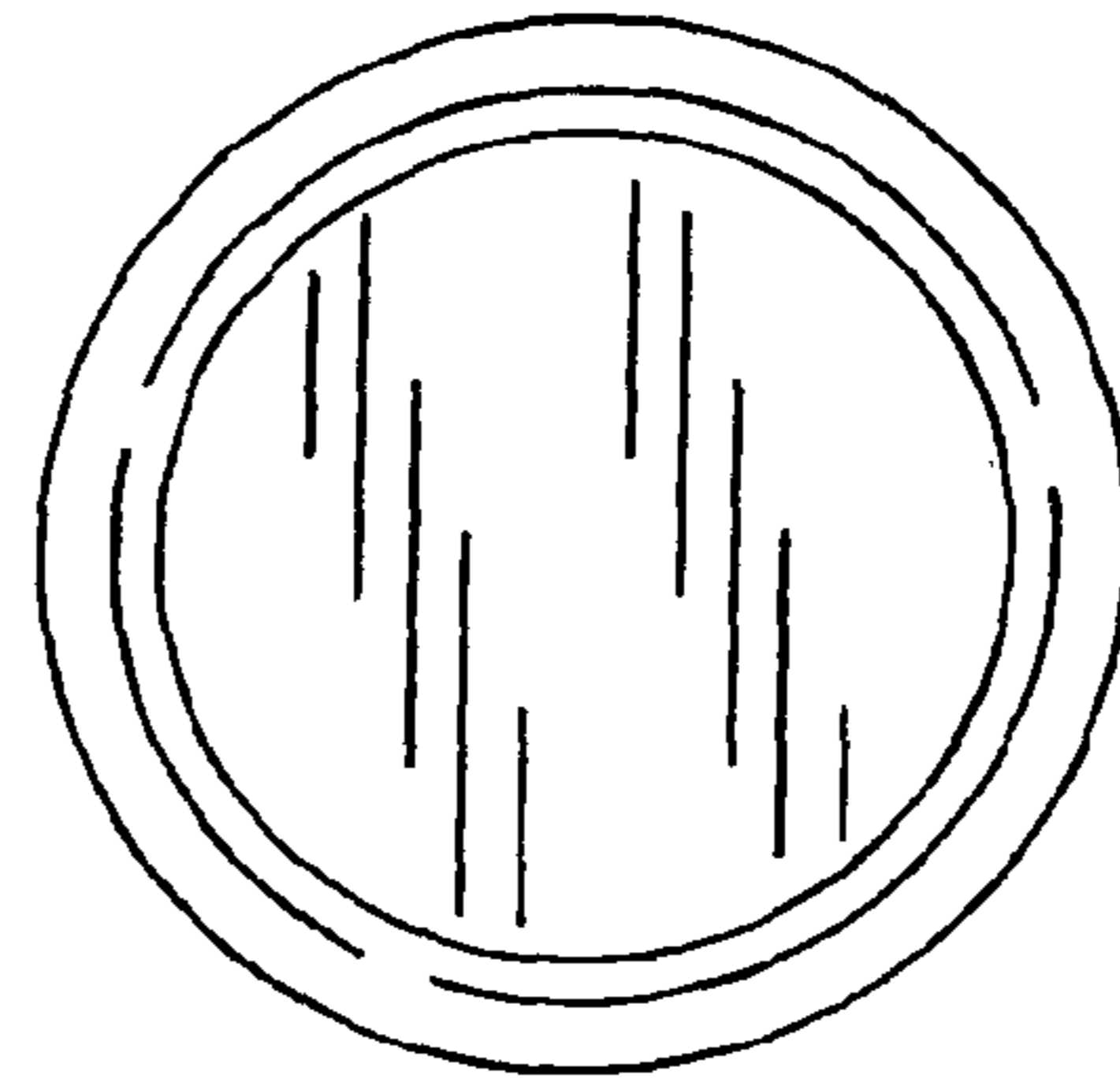


FIG. 2

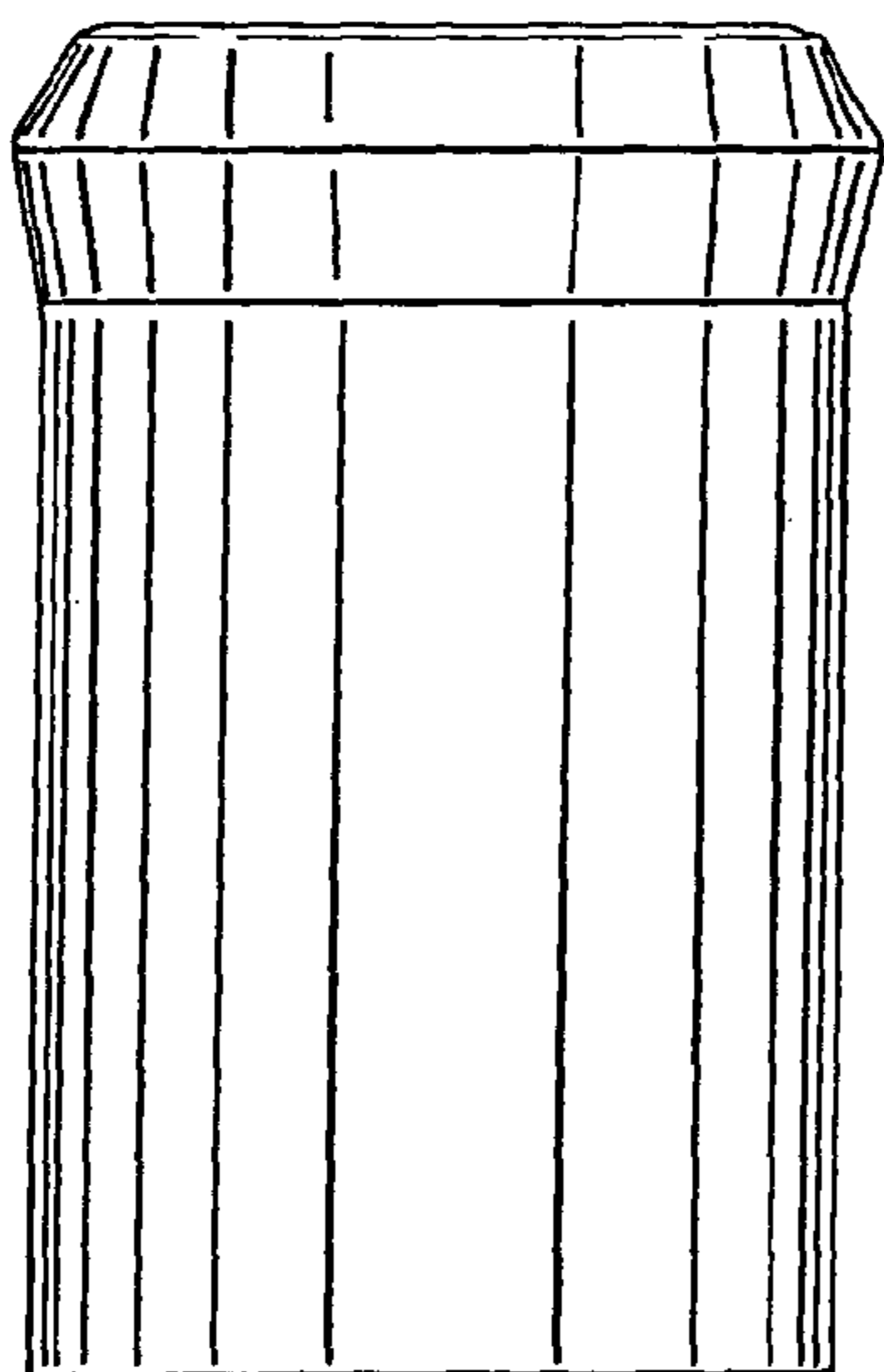


FIG. 3




FIG. 4

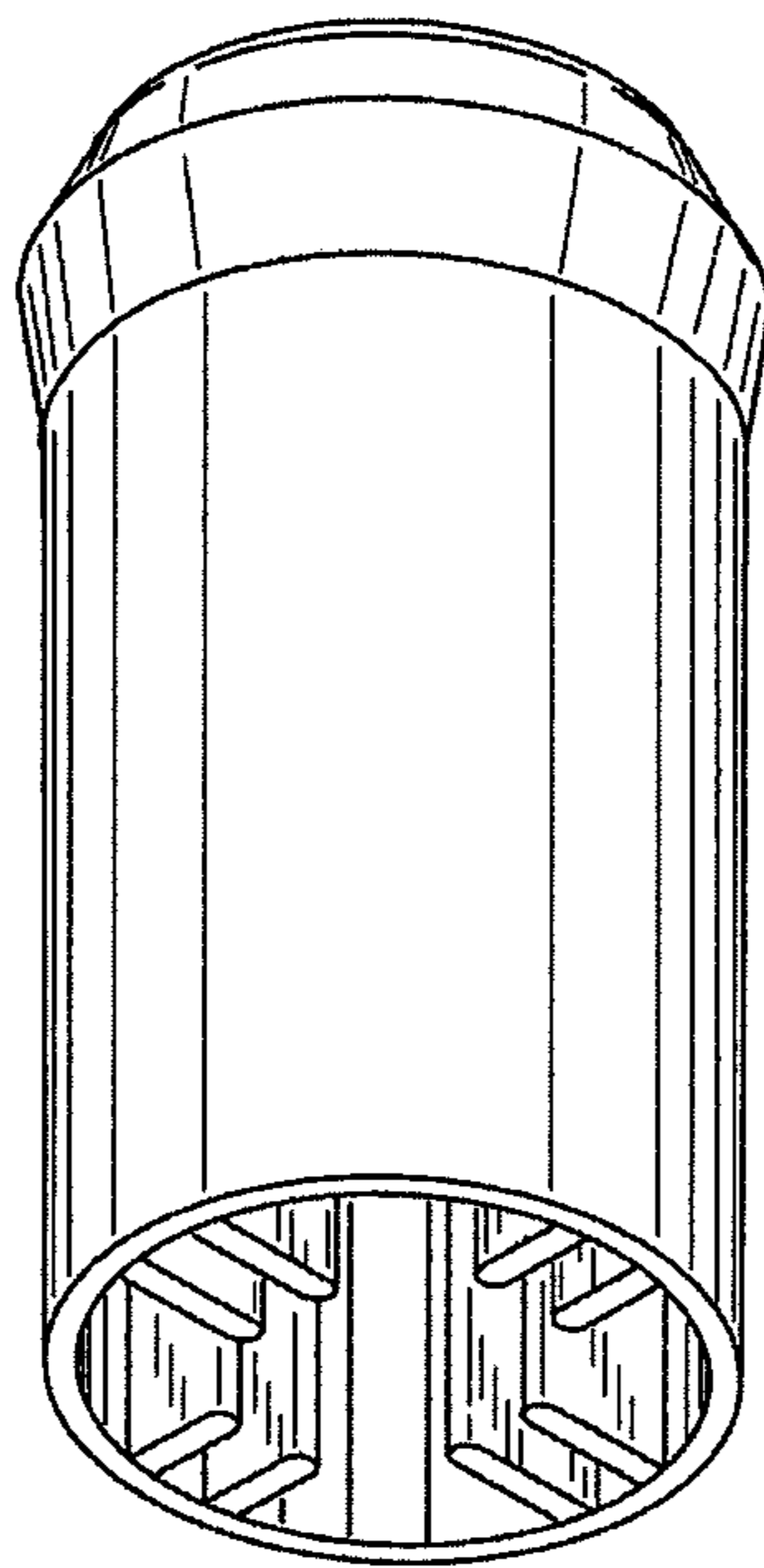


FIG. 5