

US00D711696S

(12) **United States Design Patent**
Difante

(10) **Patent No.:** **US D711,696 S**

(45) **Date of Patent:** **** Aug. 26, 2014**

(54) **COMBINED SPOON TONGS**

(71) Applicant: **Agostino Difante**, San Clements, CA
(US)

(72) Inventor: **Agostino Difante**, San Clements, CA
(US)

(**) Term: **14 Years**

(21) Appl. No.: **29/463,467**

(22) Filed: **Dec. 2, 2013**

(51) **LOC (10) CI.** **07-06**

(52) **U.S. CI.**
USPC **D7/686**

(58) **Field of Classification Search**
CPC A47J 43/283
USPC D7/680-696, 393, 395; 30/322-328,
30/124, 142, 355; 294/49, 55.5, 26, 118,
294/119, 99.1, 99.2, 3, 16; 7/110, 109, 113
See application file for complete search history.

(56) **References Cited**

U.S. PATENT DOCUMENTS

D166,100 S 10/1951 Roop
4,728,139 A * 3/1988 Oretti 294/99.2
6,092,847 A * 7/2000 Kwan 294/16
D442,440 S * 5/2001 Kaposi D7/686

7,637,547 B2 * 12/2009 Schneider 294/16
D664,815 S * 8/2012 Difante D7/686
D664,816 S * 8/2012 Difante D7/686
2001/0033083 A1 * 10/2001 Kaposi 294/99.2

* cited by examiner

Primary Examiner — Terry Wallace

(57) **CLAIM**

The ornamental design for a combined spoon tongs, as shown and described.

DESCRIPTION

FIG. 1 is a perspective view of the combined spoon tongs showing the spoon, the resilient hinge, and the scalloped tong of my new design.

FIG. 2 is a right side elevational view of my design, showing the spoon, the resilient hinge, and the scalloped tong, the left side elevation being a mirror image thereof;

FIG. 3 is a front elevational view of my design.

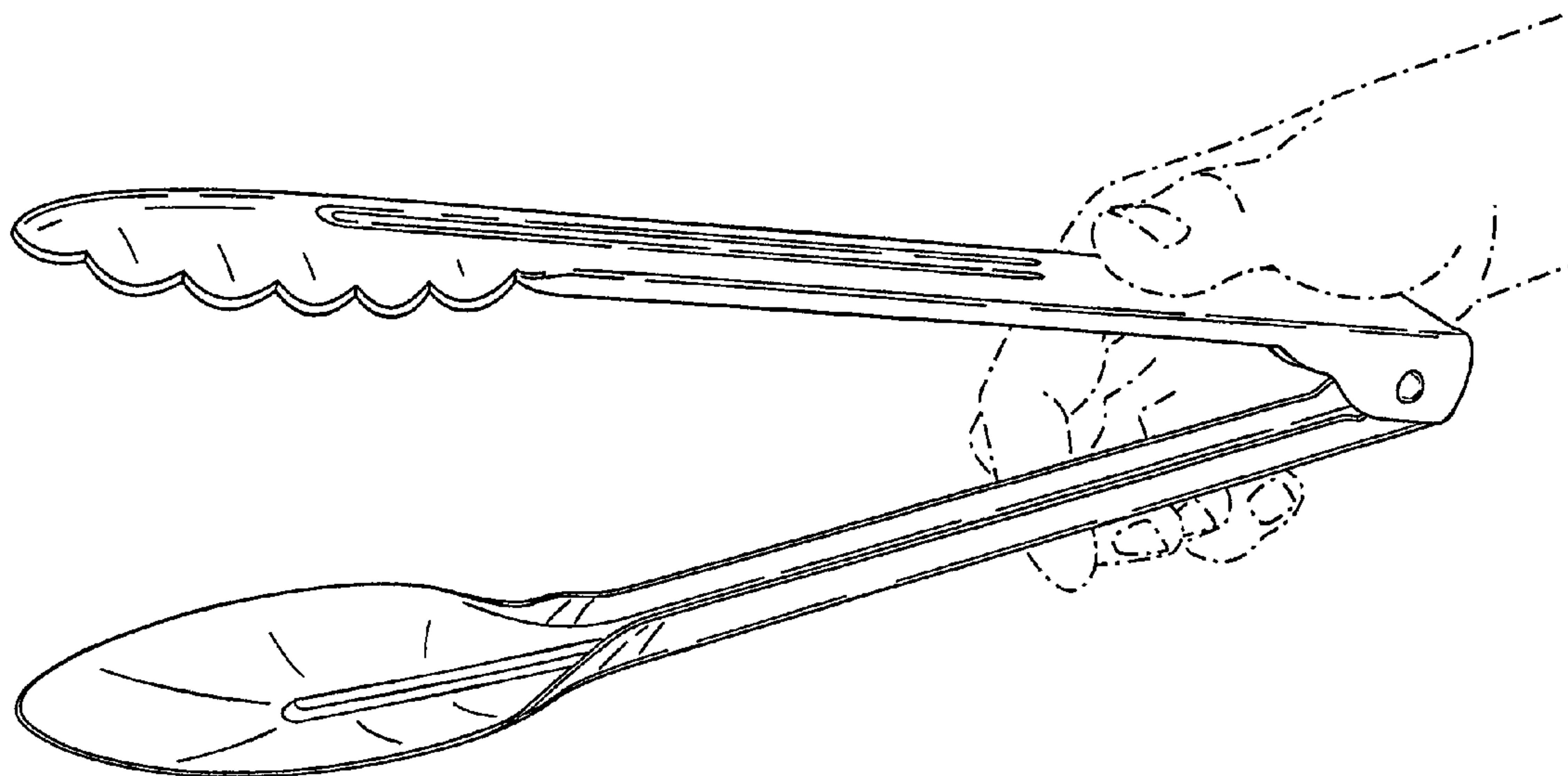
FIG. 4 is a rear elevational view of my design.

FIG. 5 is a top plan view of the combined spoon tongs in the closed position, here is more clearly shown how the scalloped tong touches the tip of the spoon; and,

FIG. 6 is a bottom plan view of the combined spoon tongs in the closed position.

The broken lines in FIG. 1 are for illustrative purposes only.

1 Claim, 3 Drawing Sheets



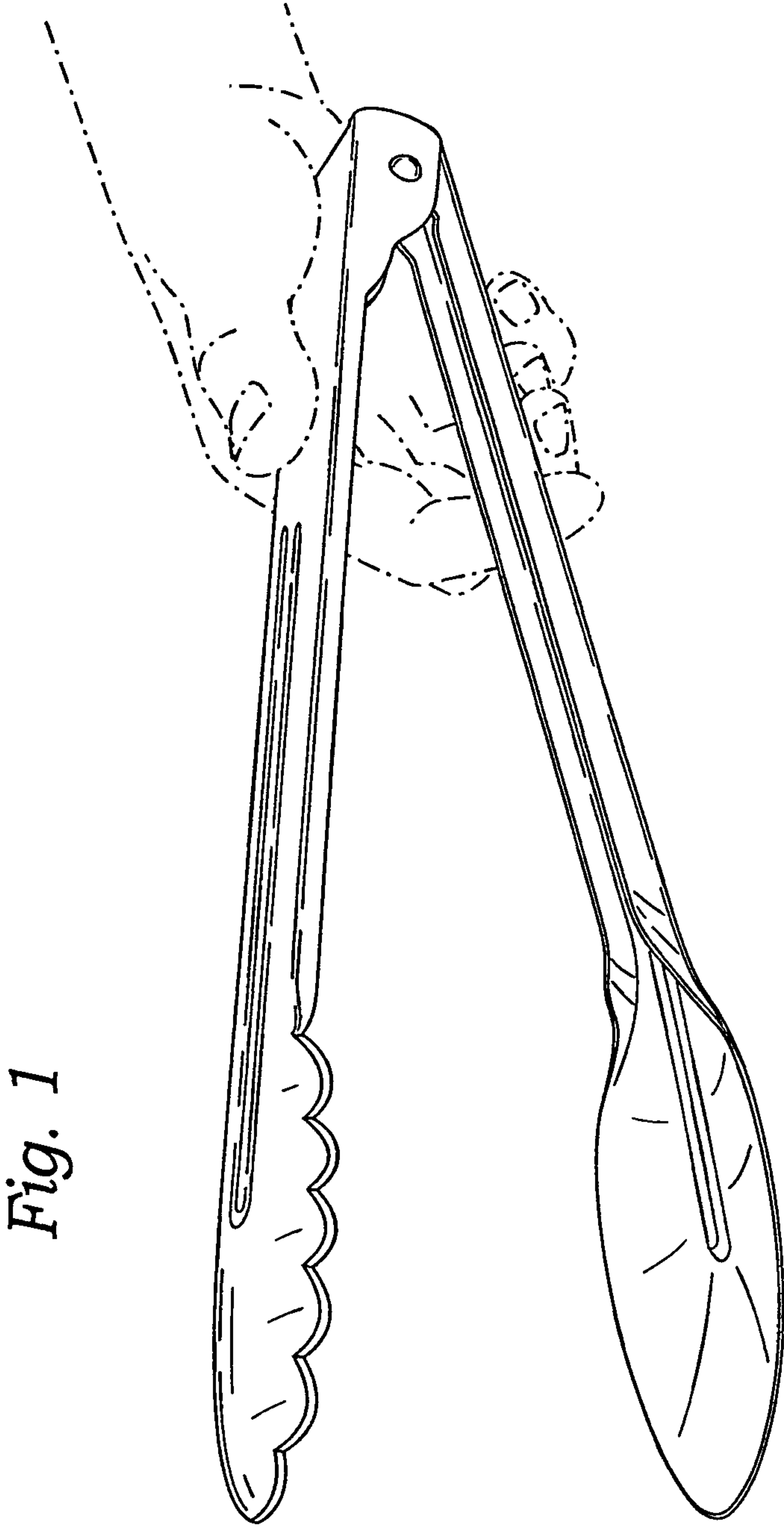


Fig. 1

Fig. 2

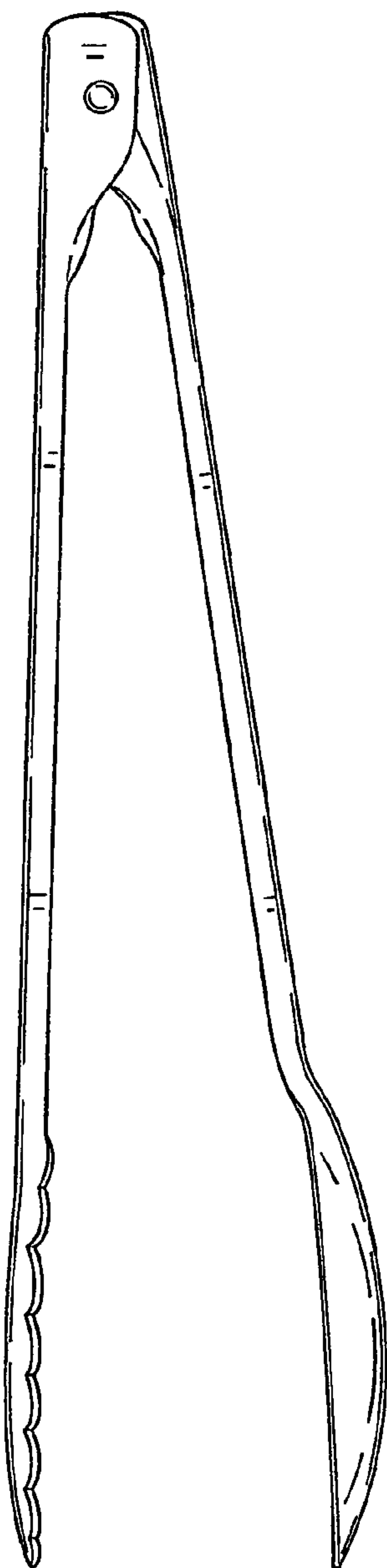


Fig. 3

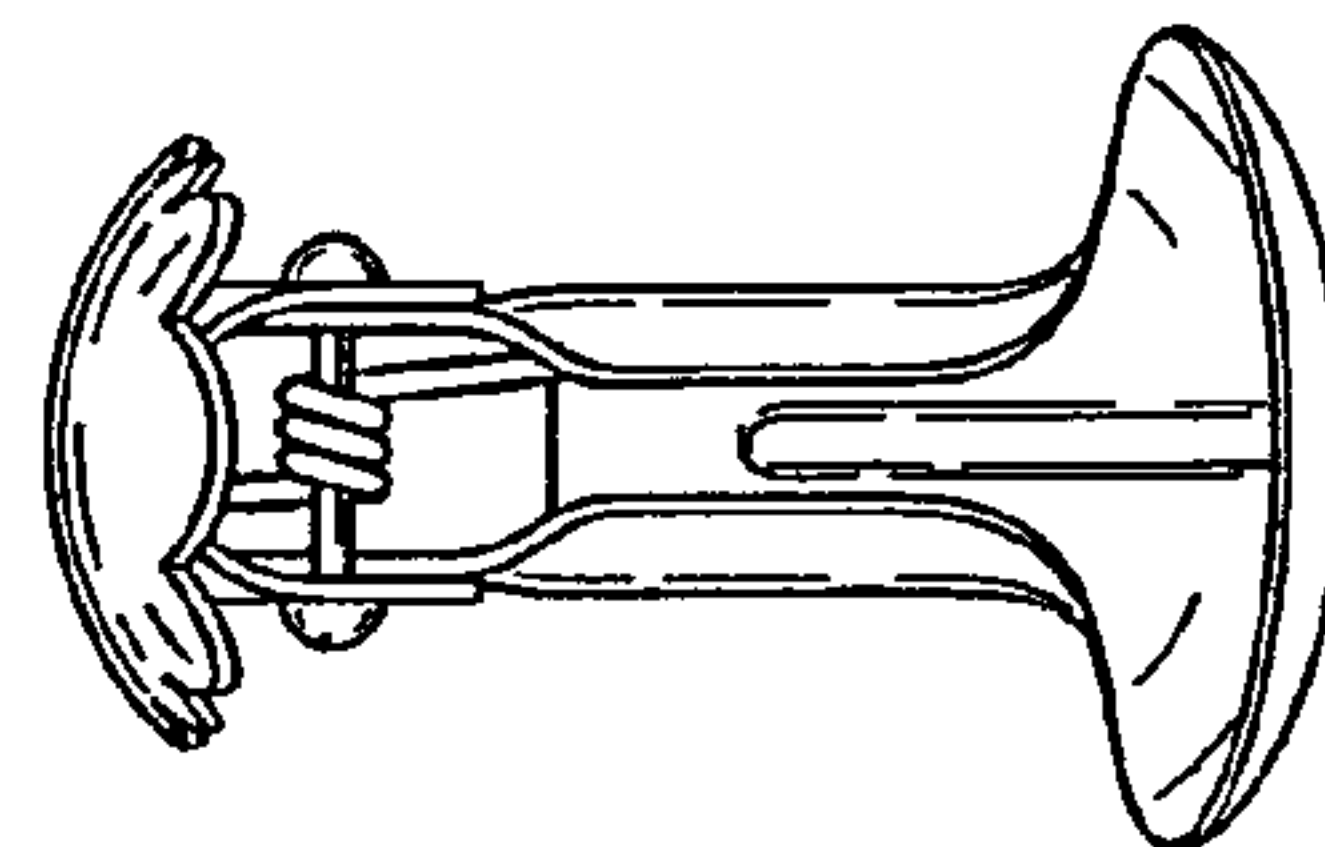


Fig. 4

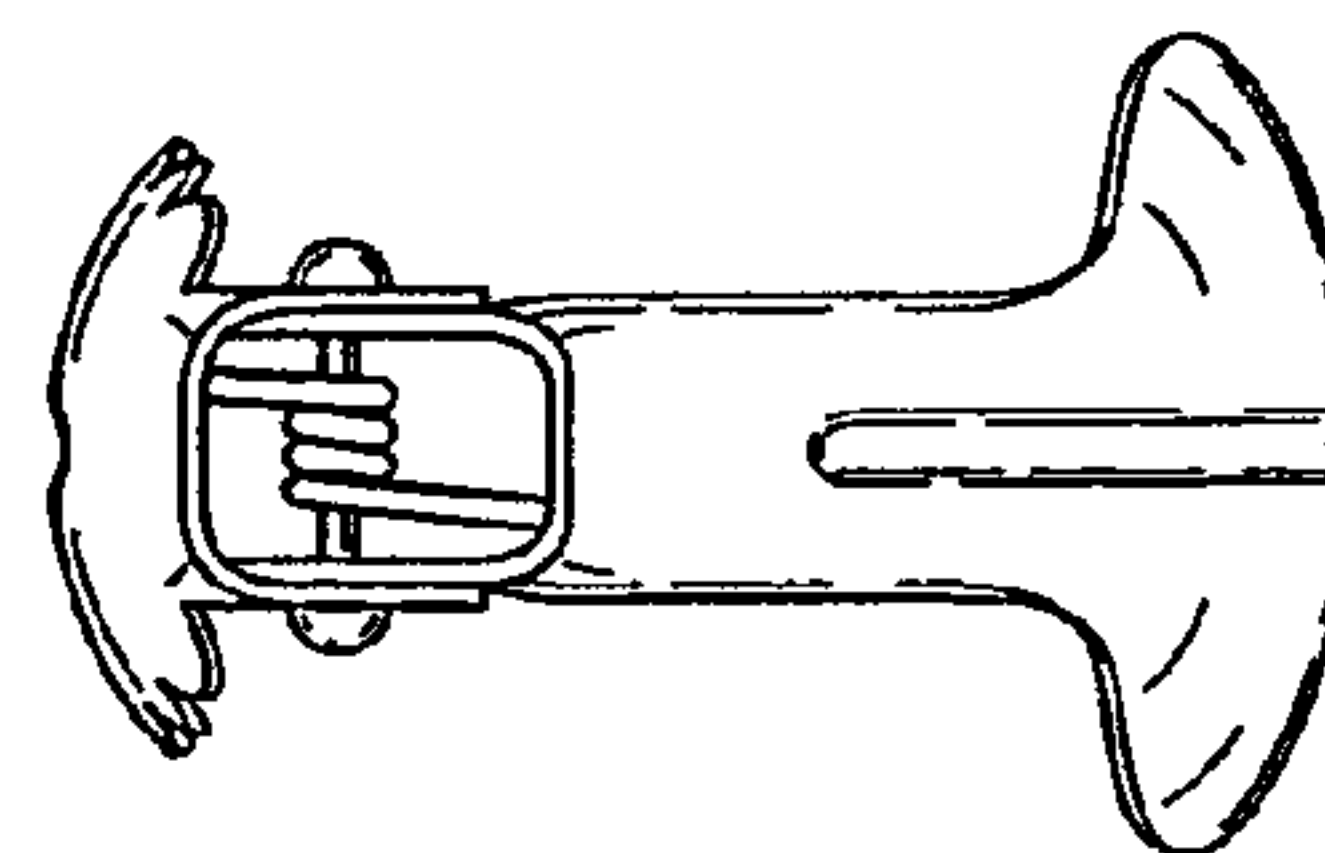


Fig. 5

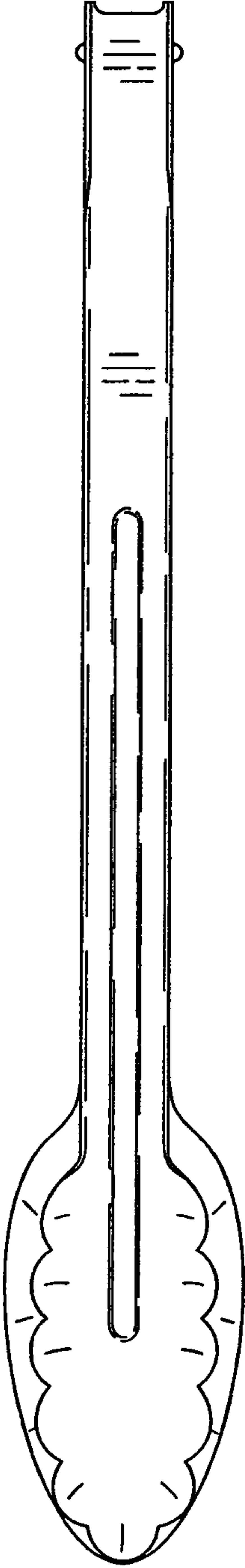


Fig. 6

