



US00D711657S

(12) **United States Design Patent**
Chang

(10) **Patent No.:** **US D711,657 S**

(45) **Date of Patent:** **** Aug. 26, 2014**

(54) **HANDLE FOR HAIRBRUSH**

(75) Inventor: **Kyeh-Bong Chang**, Seoul (KR)

(73) Assignee: **Zuna Corporation**, Seoul (KR)

(**) Term: **14 Years**

(21) Appl. No.: **29/422,813**

(22) Filed: **May 24, 2012**

(30) **Foreign Application Priority Data**

Jan. 13, 2012 (KR) 30-2012-0001965

(51) **LOC (10) Cl.** **04-02**

(52) **U.S. Cl.**
USPC **D4/138**

(58) **Field of Classification Search**

USPC D4/117, 131-136, 138; D7/393, 395,
D7/401.2; D8/80, 83, 107, 303; 15/143.1,
15/145, 159.1, 160, 186-188; 16/430,
16/DIG. 12, DIG. 18, DIG. 19; 30/340, 343;
81/177.1, 489; 132/120, 121, 150, 313

See application file for complete search history.

(56) **References Cited**

U.S. PATENT DOCUMENTS

D282,710 S * 2/1986 Vosbikian D8/1
D505,791 S * 6/2005 Chang D4/138
D529,720 S * 10/2006 Chang D4/138
D627,974 S 11/2010 Chang
D627,975 S 11/2010 Chang

FOREIGN PATENT DOCUMENTS

KR 30-0345615 S * 2/2004

* cited by examiner

Primary Examiner — Melanie H Tung

Assistant Examiner — Lavone D Tabor

(74) *Attorney, Agent, or Firm* — IPLA P.A.; James E. Bame

(57) **CLAIM**

The ornamental design for a handle for a hairbrush, as shown and described.

DESCRIPTION

FIG. 1 is a perspective view of my new design;
FIG. 2 is a reduced front elevational view thereof, the other side being a mirror image;
FIG. 3 is a reduced bottom plan view thereof; and,
FIG. 4 is a reduced side perspective view, the opposite side perspective view being a mirror image.

1 Claim, 2 Drawing Sheets





FIG. 1

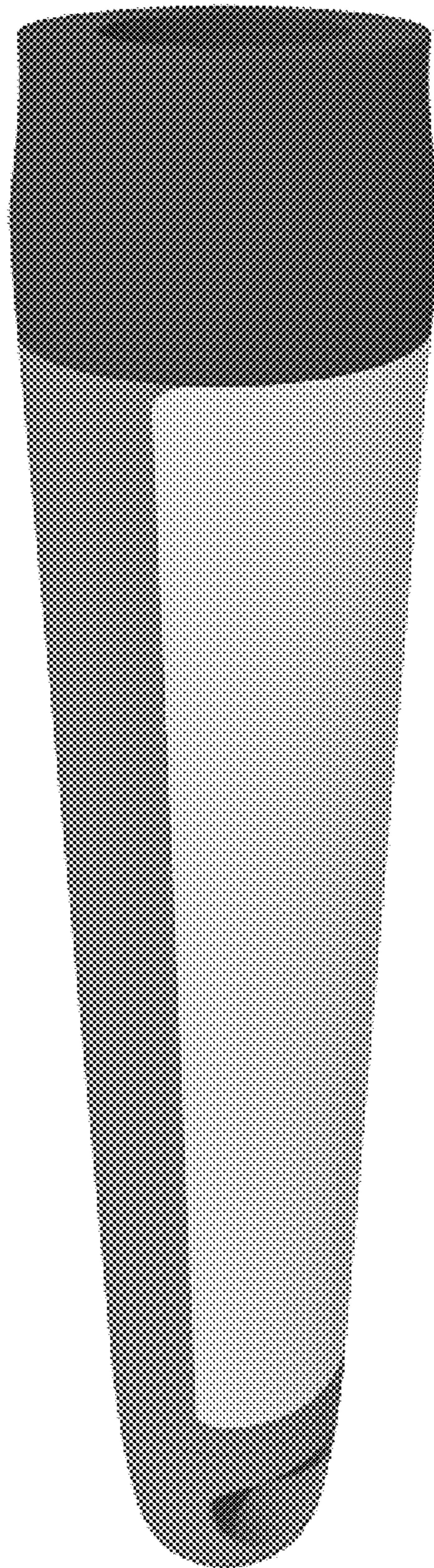


FIG. 2




FIG. 4




FIG. 3

