



US00D711656S

(12) **United States Design Patent**  
**Brewer et al.**

(10) **Patent No.:** **US D711,656 S**  
(45) **Date of Patent:** **\*\* Aug. 26, 2014**

(54) **EXFOLIATING BRUSH HEAD**  
(71) Applicant: **L'Oreal USA Creative, Inc.**, New York, NY (US)  
(72) Inventors: **Gerald Keith Brewer**, Redmond, WA (US); **Kenneth A. Pilcher**, Seattle, WA (US); **Robert E. Akridge**, Seattle, WA (US)

D524,441 S 7/2006 Anderson et al.  
7,386,906 B2 6/2008 Roth et al.  
7,581,545 B1 9/2009 Moldawski et al.  
7,786,626 B2 8/2010 Reishus et al.  
D623,801 S 9/2010 Curran et al.  
8,066,013 B2 11/2011 Tes et al.

(Continued)

**FOREIGN PATENT DOCUMENTS**

(73) Assignee: **L'Oreal USA Creative, Inc.**, New York, NY (US)

DE 524742 C \* 5/1931  
DE 102007007612 A1 \* 8/2008

(Continued)

(\*\*) Term: **14 Years**

*Primary Examiner* — Melanie H Tung  
*Assistant Examiner* — Lavone D Tabor

(21) Appl. No.: **29/452,220**

(74) *Attorney, Agent, or Firm* — Christensen O'Connor Johnson Kindness PLLC

(22) Filed: **Apr. 12, 2013**

(51) **LOC (10) Cl.** ..... **04-02**

(52) **U.S. Cl.**  
USPC ..... **D4/102; D4/127**

(57) **CLAIM**

The ornamental design for an exfoliating brush head, as shown and described.

(58) **Field of Classification Search**  
CPC ..... A46B 3/00; A46B 3/02; A46B 5/0095; A46B 7/00; A46B 7/16; A46B 7/08; A46B 9/00; A46B 9/02; A46B 9/026; A46B 9/028; A46B 13/00; A46B 13/003; A46B 13/008; A46B 13/02; A46B 13/023; A46B 13/026; A46B 13/04; A46B 13/08; A47K 7/04; A47L 23/06; A61H 7/003; A61H 7/004; A61H 7/005  
USPC ..... D4/100-102, 127; D28/7, 57, 58, 63; 15/22.1, 28, 29, 176.1, 176.4, 176.5, 15/180, 207.2, DIG. 5, DIG. 6; 601/114; D24/146, 211, 214, 215  
See application file for complete search history.

**DESCRIPTION**

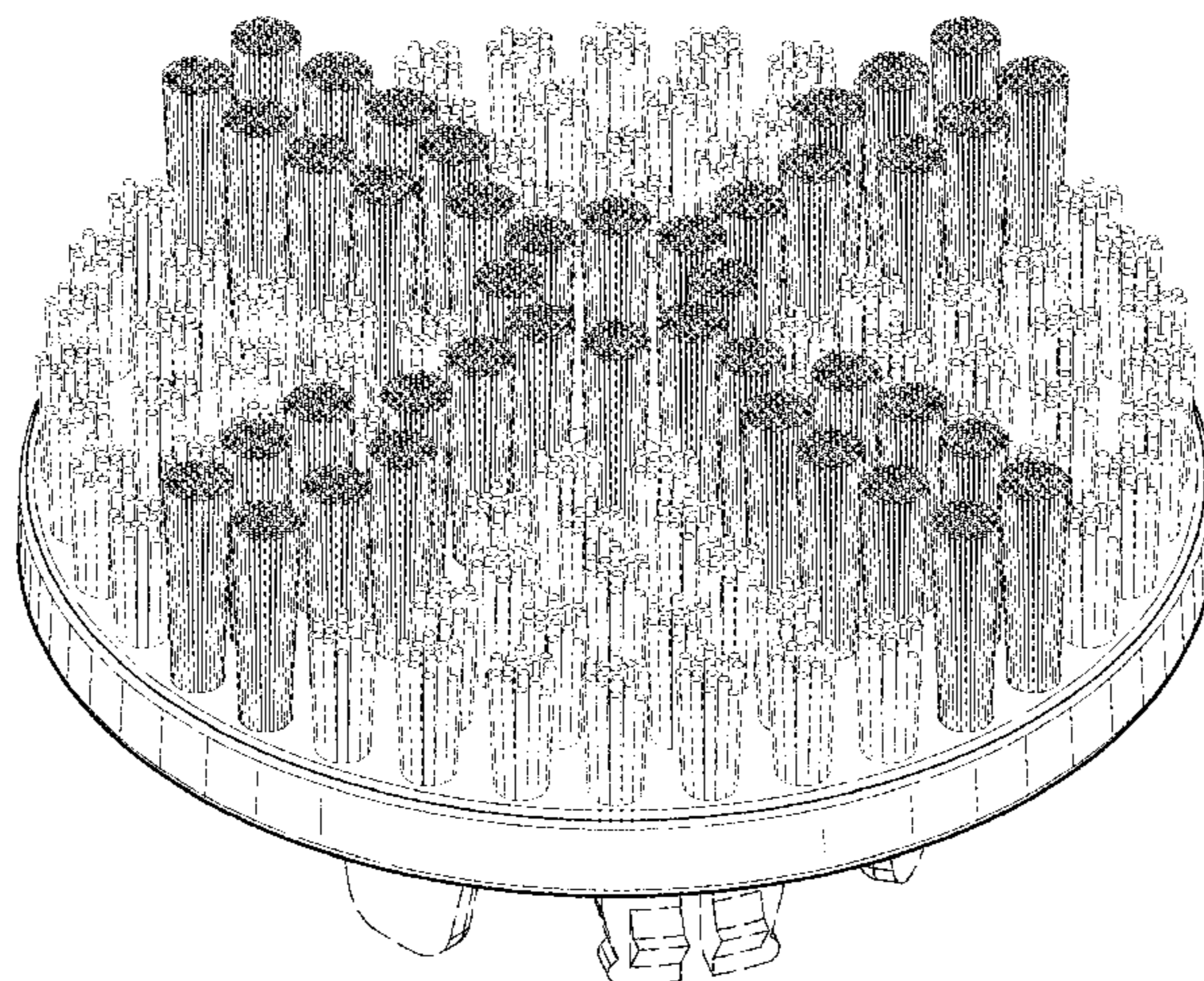
FIG. 1 is a perspective view of an exfoliating brush head in accordance with our new design, the brush head suitable for use with a personal care appliance;  
FIG. 2 is a top view of the exfoliating brush head of FIG. 1;  
FIG. 3 is a front view of the exfoliating brush head of FIG. 1;  
FIG. 4 is a rear view of the exfoliating brush head of FIG. 1;  
FIG. 5 is a left side view of the exfoliating brush head of FIG. 1; and,  
FIG. 6 is a right side view of the exfoliating brush head of FIG. 1.  
The broken lines immediately adjacent the shaded areas represent the bounds of the claimed design while all other broken lines are directed to environment and are for illustrative purposes only; the broken lines form no part of the claimed design.

(56) **References Cited**

**U.S. PATENT DOCUMENTS**

D262,672 S \* 1/1982 Chase et al. .... D4/127  
4,998,314 A \* 3/1991 Borofsky ..... 15/4

**1 Claim, 4 Drawing Sheets**



(56)

**References Cited**

**FOREIGN PATENT DOCUMENTS**

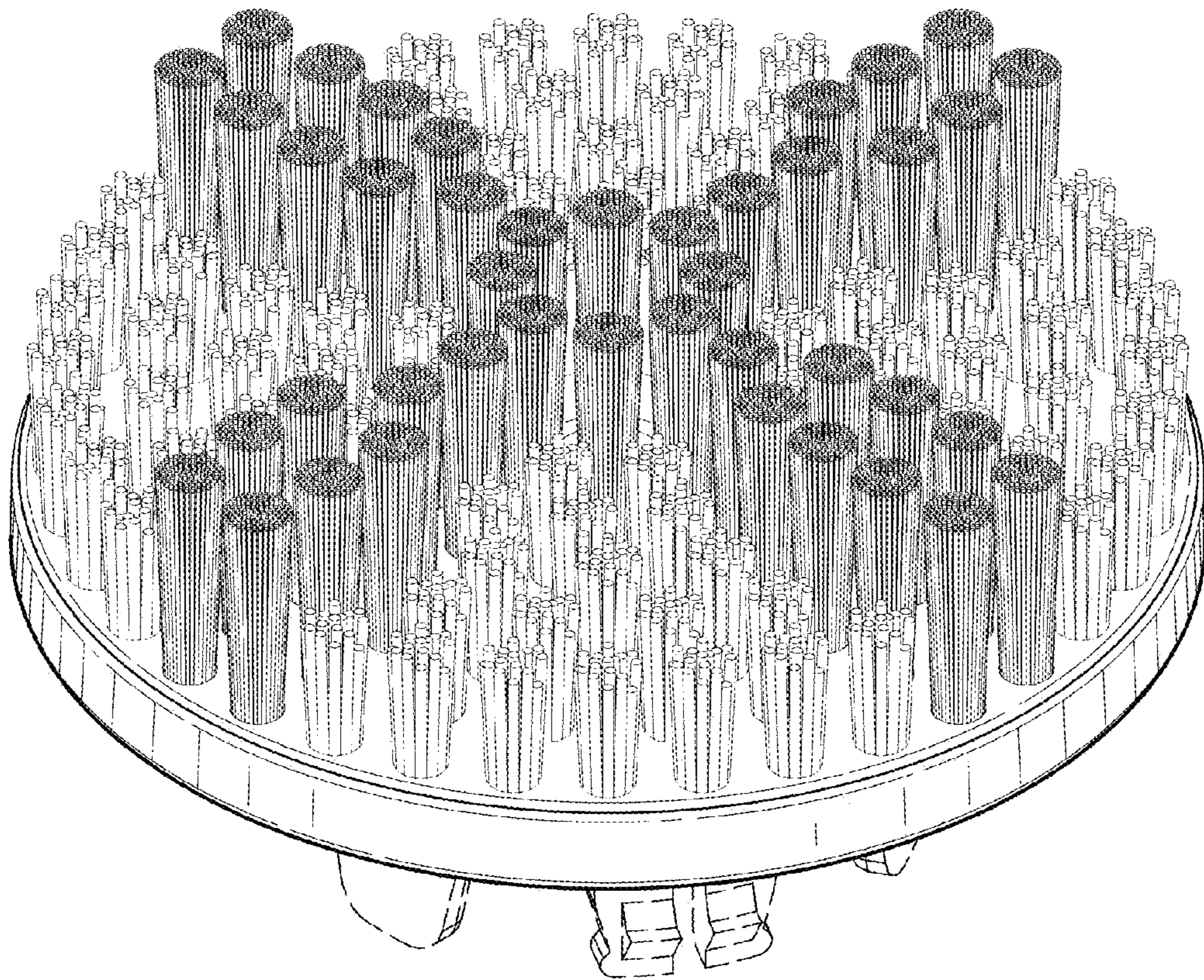
**U.S. PATENT DOCUMENTS**

8,291,541 B2 \* 10/2012 Delaere et al. .... 15/180  
2006/0137703 A1 6/2006 Kling  
2006/0178676 A1 8/2006 Anderson et al.  
2007/0221238 A1 9/2007 Tran  
2013/0023805 A1 1/2013 Ungemach et al.  
2013/0023806 A1 1/2013 Ungemach et al.

EP 0924031 A1 \* 6/1999  
EP 1700537 A1 \* 9/2006  
KR 30-0443838 S \* 3/2007  
KR 30-0443841 S \* 3/2007  
WO WO 0156529 A2 \* 8/2001

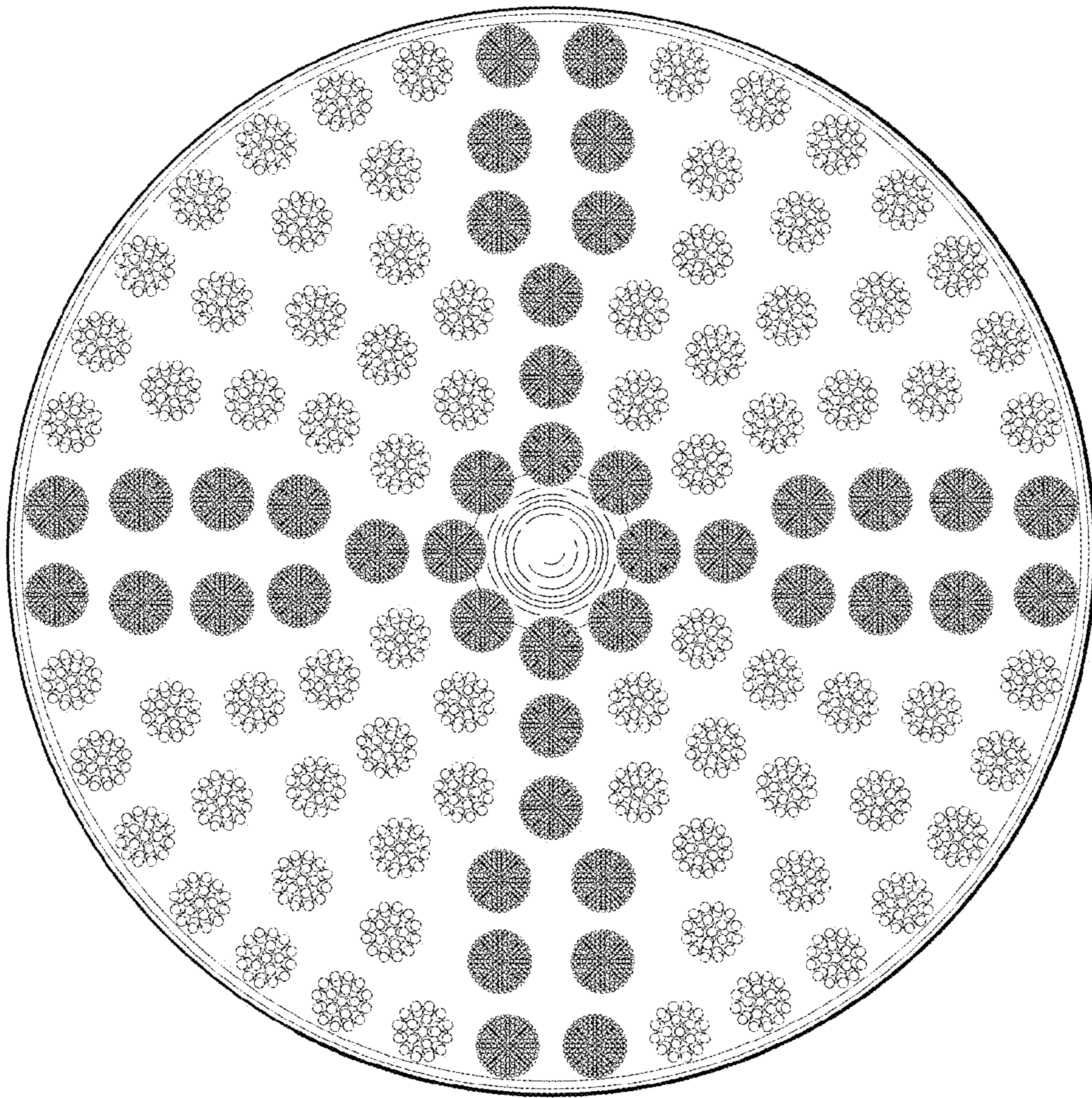
\* cited by examiner





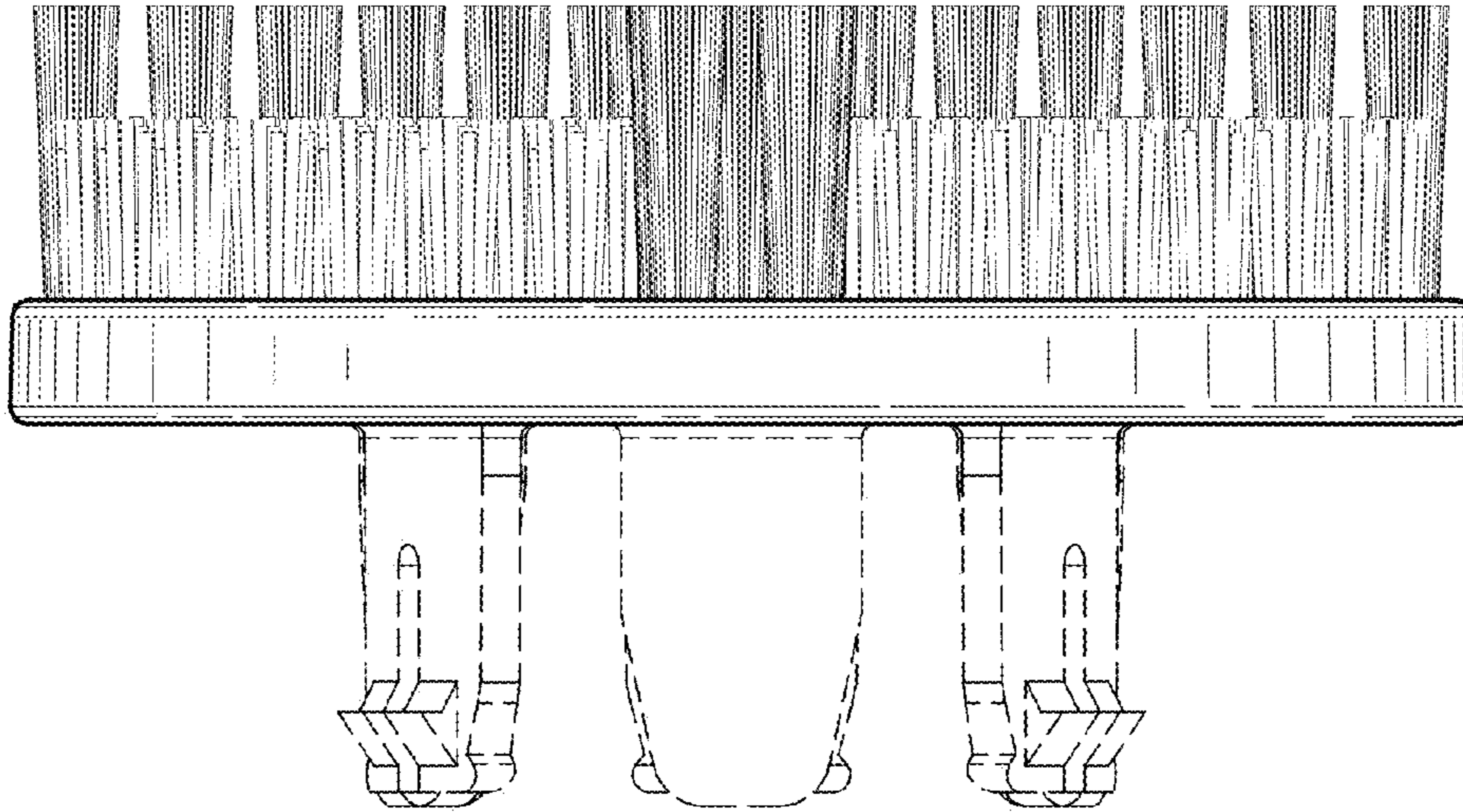
*Fig. 1.*



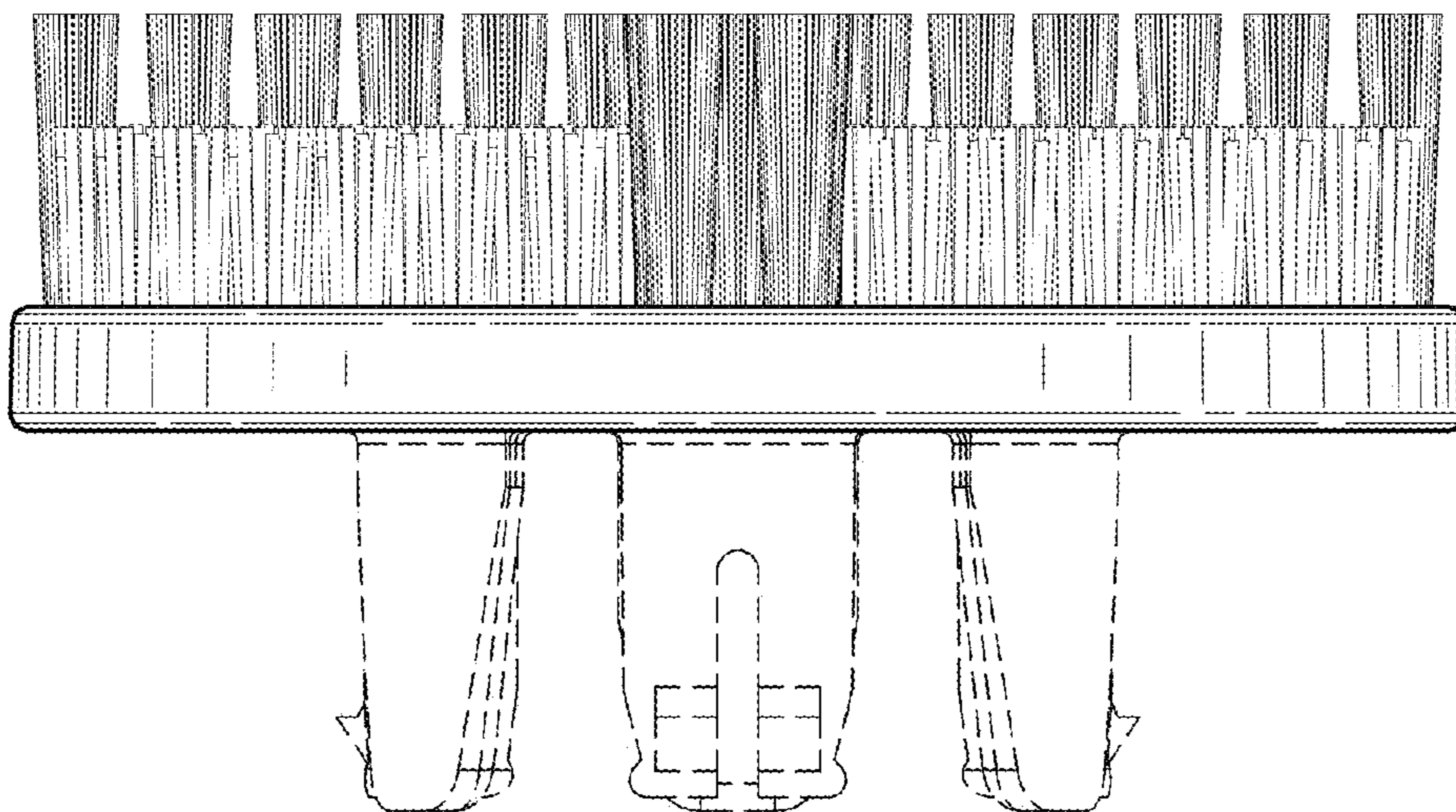


*Fig. 2.*

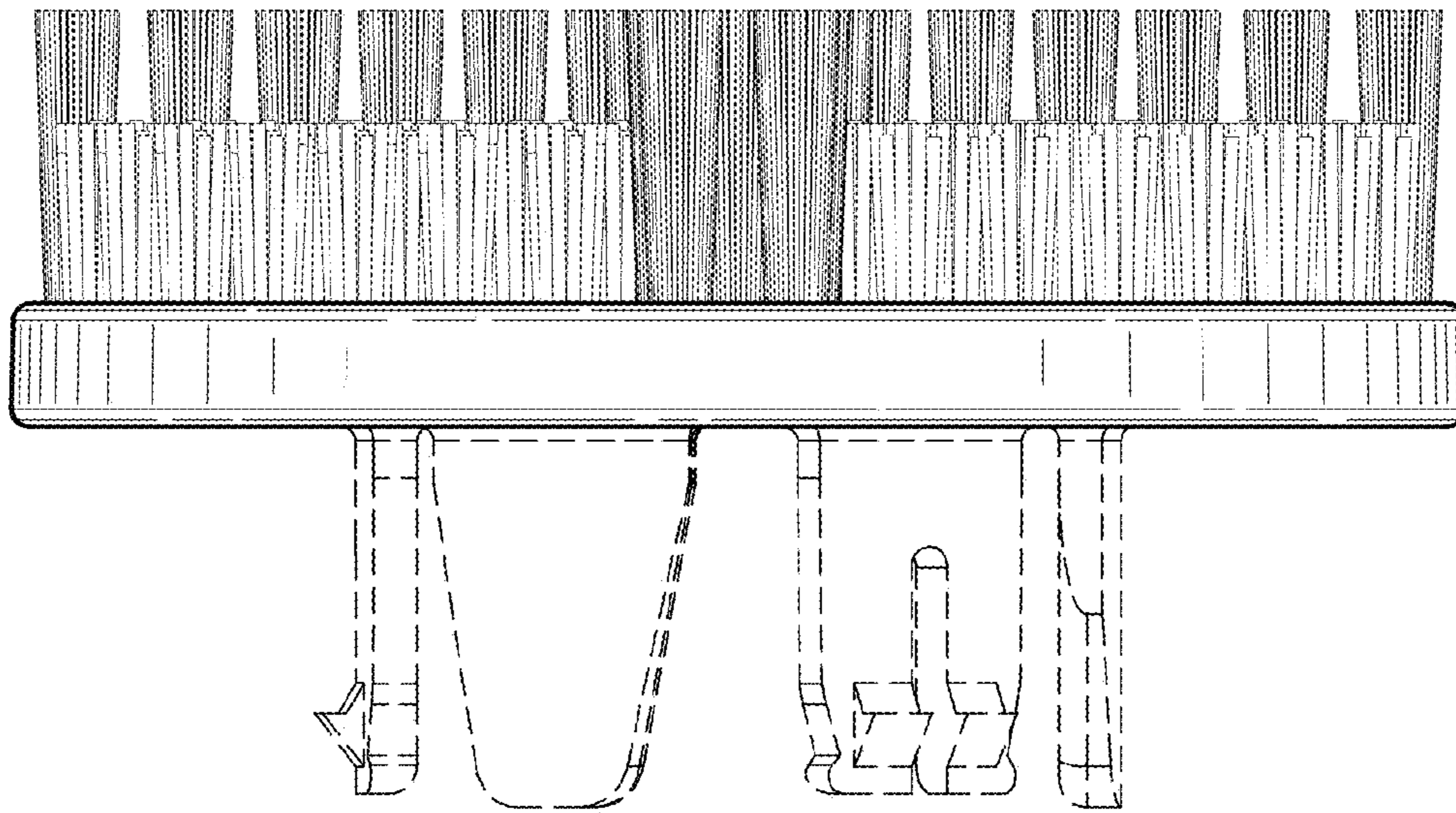




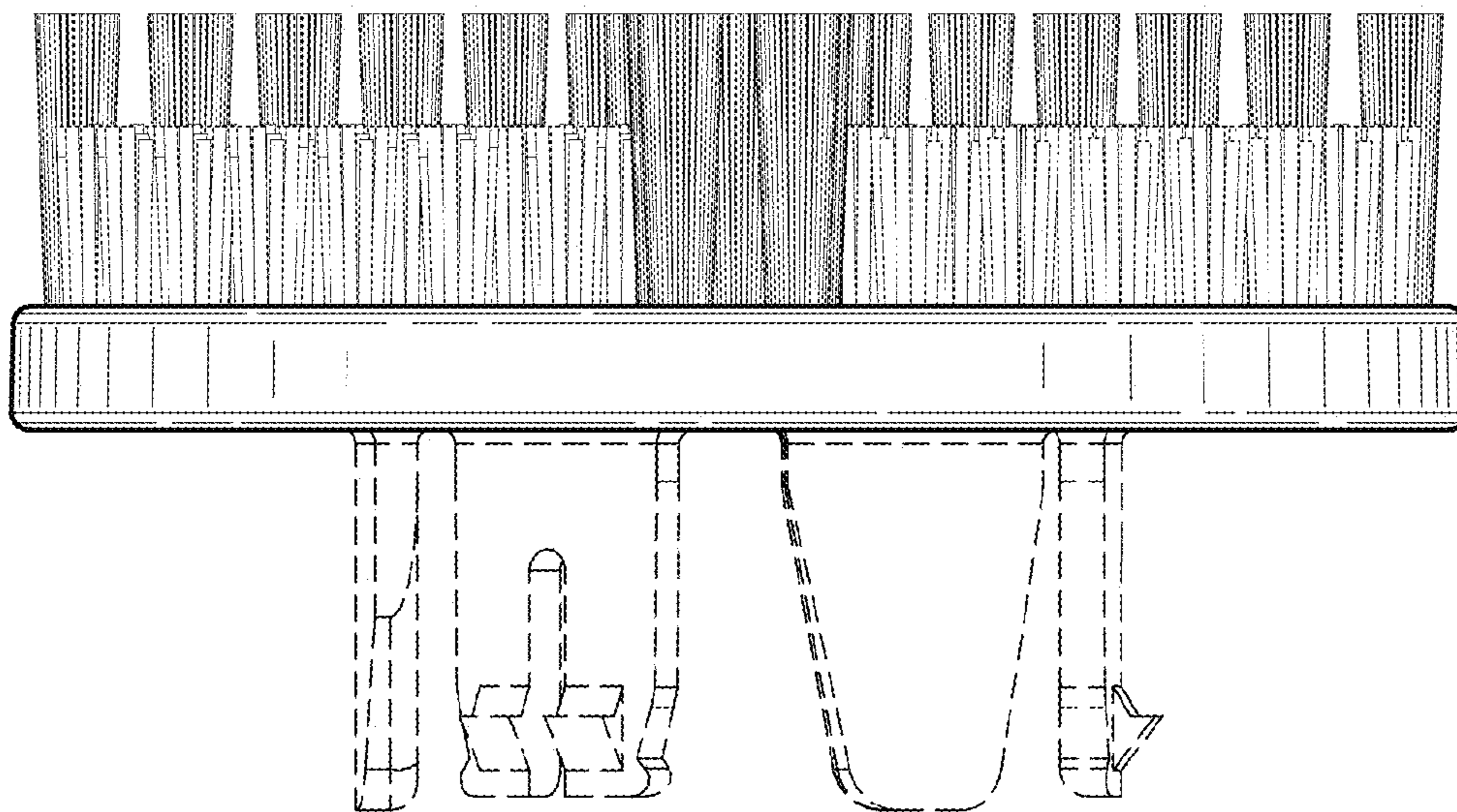
*Fig. 3.*



*Fig. 4.*



*Fig. 5.*



*Fig. 6.*