



US00D711655S

(12) **United States Design Patent**
Gatzemeyer et al.

(10) **Patent No.:** **US D711,655 S**
(45) **Date of Patent:** **** Aug. 26, 2014**

(54) **ORAL CARE IMPLEMENT ACCESSORY**

FOREIGN PATENT DOCUMENTS

(75) Inventors: **John J. Gatzemeyer**, Hillsborough, NJ
(US); **Joseph E. Fattori**, East Sandwich,
MA (US)

EM 1279129-0001 6/2011
EM 1279137-0001 6/2011
EM 1279137-0002 6/2011
JP 1212777 7/2004

(73) Assignee: **Colgate-Palmolive Company**, New
York, NY (US)

OTHER PUBLICATIONS

(**) Term: **14 Years**

EM 101050-0002 Registered Design Application, (Wang et al.) Feb.
24, 2004, [online], [retrieved on Jun. 30, 2013] Retrieved from the
Community Design Database of the Office for Harmonization in the
Internal Market using the Internet: <URL: <http://oami.europa.eu>>.*

(21) Appl. No.: **29/381,529**

(Continued)

(22) Filed: **Dec. 20, 2010**

Primary Examiner — Melanie H Tung

(51) **LOC (10) Cl.** **04-02**

Assistant Examiner — Lavone D Tabor

(52) **U.S. Cl.**

(74) *Attorney, Agent, or Firm* — Thibault Fayette

USPC **D4/101**; D4/105

(58) **Field of Classification Search**

(57) **CLAIM**

USPC D4/101, 104–112; 15/167.1, 167.2,
15/176.1, 207.2; 132/308–311; 601/139,
601/141, 142; 606/161

The ornamental design for an oral care implement accessory,
as shown and described.

See application file for complete search history.

DESCRIPTION

(56) **References Cited**

U.S. PATENT DOCUMENTS

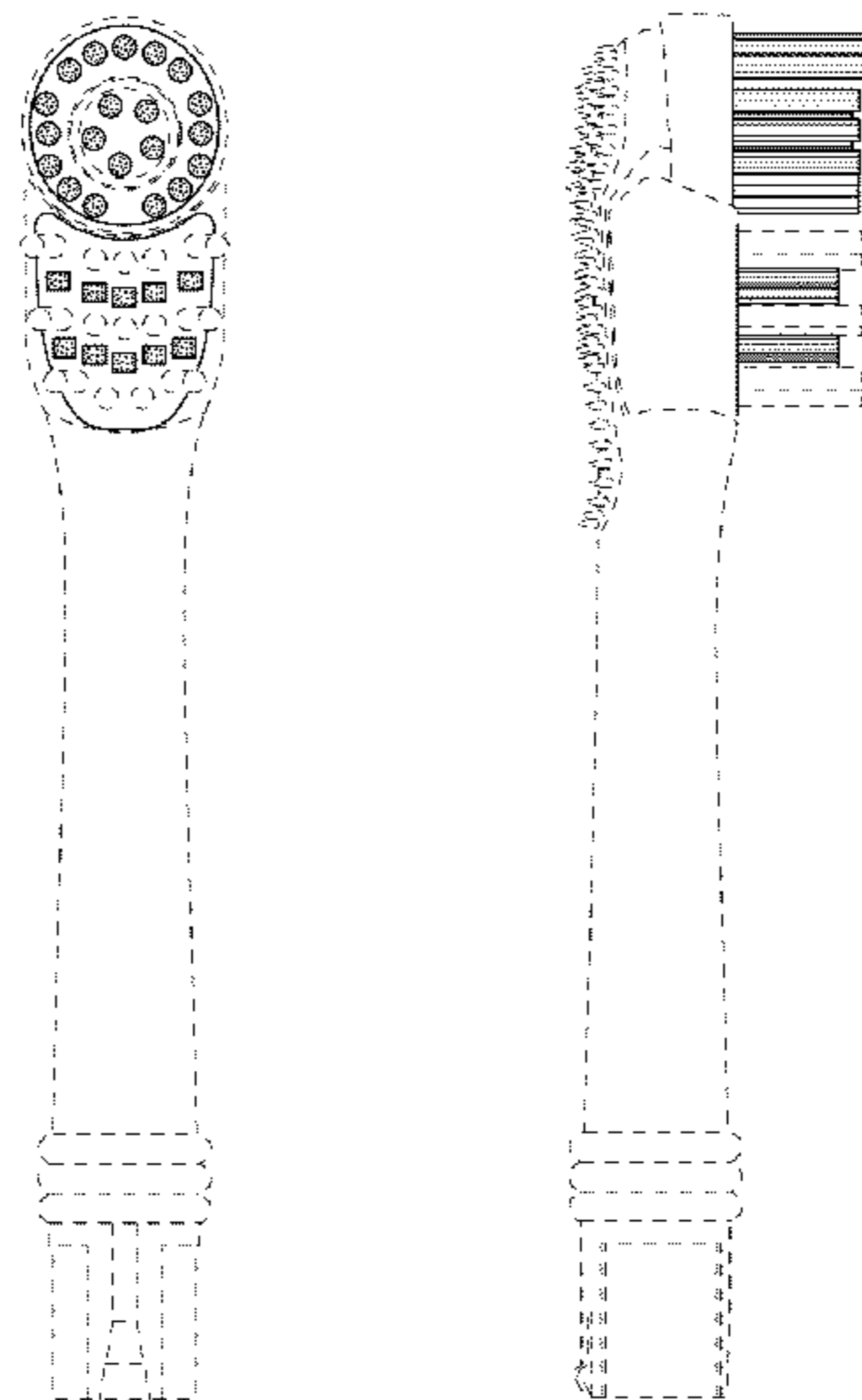
D297,784 S 9/1988 Moret
5,341,537 A * 8/1994 Curtis et al. 15/167.1
5,842,245 A 12/1998 Pai
D433,814 S 11/2000 Blaustein et al.
D457,726 S 5/2002 Tse
6,421,865 B1 * 7/2002 McDougall 15/22.1
D464,799 S * 10/2002 Crossman et al. D4/104
6,536,066 B2 * 3/2003 Dickie 15/22.1
D475,855 S * 6/2003 Fattori et al. D4/101
D476,486 S 7/2003 Whitney et al.
D479,046 S 9/2003 Winkler
D485,439 S * 1/2004 Breit D4/101
6,751,823 B2 * 6/2004 Biro et al. 15/22.1
D527,905 S * 9/2006 Winkler D4/101

FIG. 1 is a front left perspective view of an oral care imple-
ment accessory according to the new design;
FIG. 2 is a front right perspective view thereof;
FIG. 3 is a rear right perspective view thereof;
FIG. 4 is a rear left perspective view thereof;
FIG. 5 is a front view thereof;
FIG. 6 is a rear view thereof;
FIG. 7 is a left side view thereof;
FIG. 8 is a right side view thereof;
FIG. 9 is a top view thereof; and,
FIG. 10 is a bottom view thereof.

The outermost, centrally located broken line on the circular
bristle carrier represents the bounds of the claim and forms no
part thereof and all of the other broken lines illustrate portions
of the oral care implement accessory that form no part of the
claimed design.

(Continued)

1 Claim, 5 Drawing Sheets



(56)

References Cited

U.S. PATENT DOCUMENTS

7,269,872 B2 * 9/2007 Fattori et al. 15/22.1
D561,475 S 2/2008 Wang et al.
D576,798 S * 9/2008 Moskovich D4/108
7,552,497 B2 * 6/2009 Gatzemeyer et al. 15/22.1
D598,198 S 8/2009 Crossman
D611,254 S * 3/2010 Lee D4/108
7,788,756 B2 * 9/2010 Kraemer 15/28
7,861,350 B2 * 1/2011 Brown et al. 15/22.1
D642,801 S 8/2011 Fritsch et al.
2004/0255416 A1 12/2004 Hohlbein
2005/0000043 A1 1/2005 Chan et al.

2005/0050659 A1 3/2005 Chan et al.
2006/0026784 A1 2/2006 Moskovitch et al.
2006/0165995 A1 7/2006 Im et al.
2006/0174431 A1 * 8/2006 Nanda 15/22.1
2007/0101525 A1 5/2007 Hohlbein
2008/0189888 A1 8/2008 Hohlbein
2011/0289702 A1 12/2011 Lee

OTHER PUBLICATIONS

Oral-B CrossAction Power Medium Toothbrush head [online], Proctor & Gamble 2009 [retrieved from the Internet on Nov. 4, 2011, URL: <http://www.oralb.com>].

* cited by examiner




FIG. 1




FIG. 2

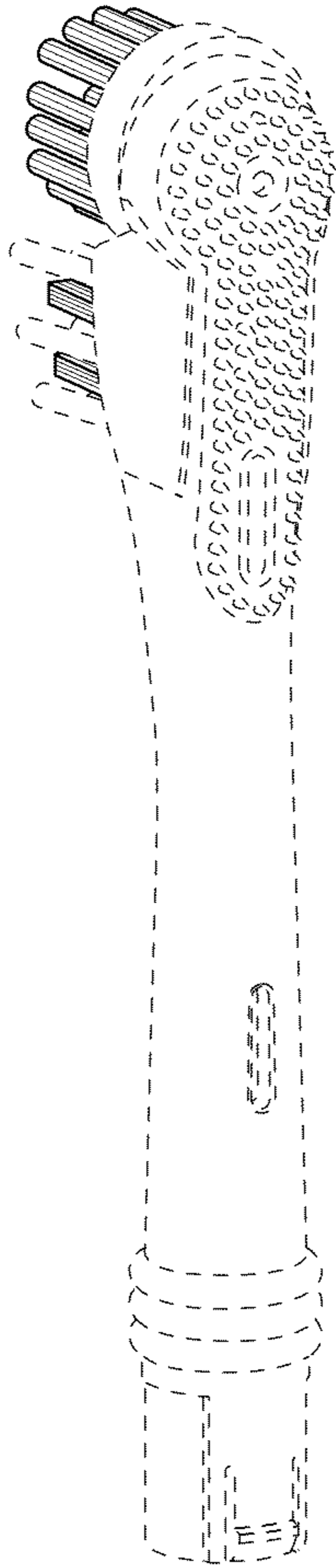


FIG. 3

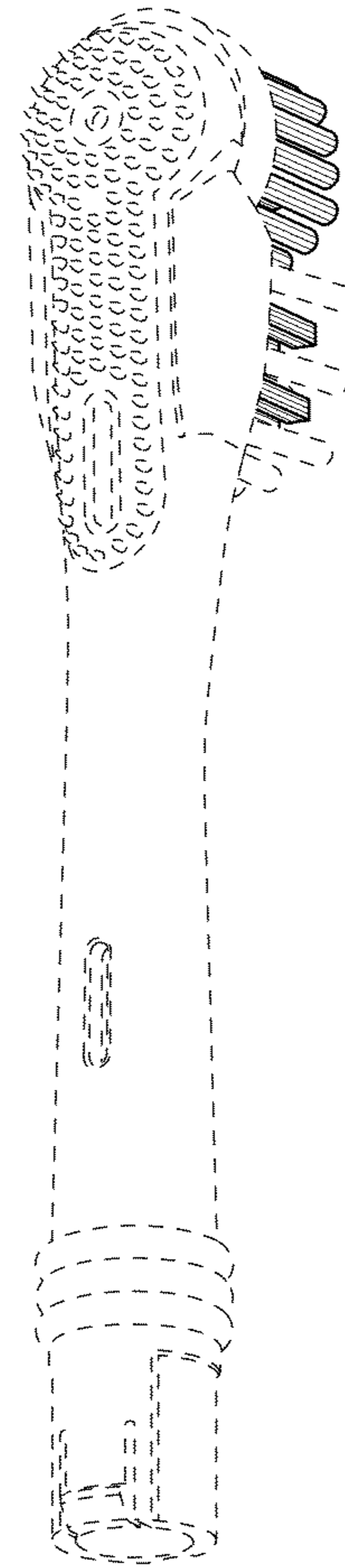


FIG. 4




FIG. 5




FIG. 6




FIG. 7




FIG. 8

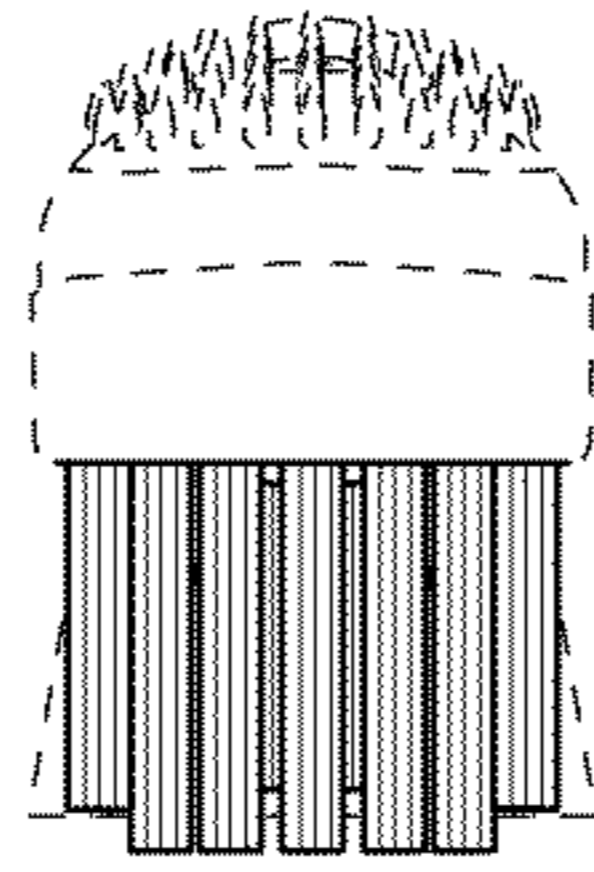


FIG. 9

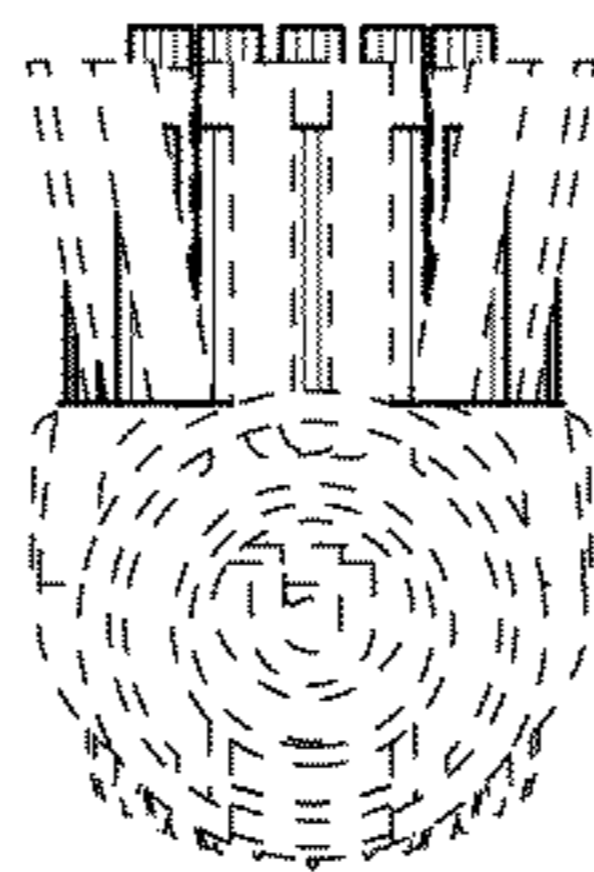


FIG. 10