



US00D711633S

(12) **United States Design Patent**
Hunt

(10) **Patent No.:** **US D711,633 S**

(45) **Date of Patent:** **** Aug. 26, 2014**

(54) **FOOTWEAR**

(71) Applicant: **Jodie Hunt**, London (GB)

(72) Inventor: **Jodie Hunt**, London (GB)

(73) Assignee: **Lacoste Alligator S.A.**, Geneva (CH)

(**) Term: **14 Years**

(21) Appl. No.: **29/447,238**

(22) Filed: **Mar. 1, 2013**

(30) **Foreign Application Priority Data**

Nov. 22, 2012 (EM) 002140350-0001

(51) **LOC (10) Cl.** **02-04**

(52) **U.S. Cl.**
USPC **D2/927; D2/930**

(58) **Field of Classification Search**
USPC D2/896, 909-913, 916, 925-942, 946,
D2/969, 970, 971; 36/1, 7.5-7.8, 83, 8.3,
36/45-58, 104, 108, 76 R
See application file for complete search history.

(56) **References Cited**

U.S. PATENT DOCUMENTS

D53,233 S * 4/1919 Benedetti D2/946
D96,397 S * 7/1935 Lanz D2/930
D116,814 S * 9/1939 Calderazzo D2/927
D119,324 S * 3/1940 Bernstein D2/927

D131,211 S * 1/1942 Sobel D2/927
D146,160 S * 12/1946 Wolock D2/927
D161,457 S * 1/1951 Joyce D2/916
D620,239 S * 7/2010 Adams D2/927
D670,894 S * 11/2012 Hardy D2/927

* cited by examiner

Primary Examiner — Dominic Simone

(74) *Attorney, Agent, or Firm* — Fross Zelnick Lehrman & Zissu, P.C.; Charles T. J. Weigell, Esq.

(57) **CLAIM**

The ornamental design for footwear, as shown and described.

DESCRIPTION

FIG. 1 is a front perspective view of a shoe showing my footwear design;

FIG. 2 is a front view of the footwear shown in FIG. 1;

FIG. 3 is a rear view of the footwear shown in FIG. 1;

FIG. 4 is a left side view of the footwear shown in FIG. 1;

FIG. 5 is a right side view of the footwear shown in FIG. 1;

FIG. 6 is a top view of the footwear shown in FIG. 1;

FIG. 7 is a bottom view of the footwear shown in FIG. 1; and,

FIG. 8 is a front perspective view of an alternative embodiment showing a contrast in the surface shading of the footwear shown in FIGS. 1-7.

The broken line showing of the strap loop, buckles holes and buckle arrangement is for illustrative purposes only and forms no part of the claimed design.

The dotted lines other than those representing the strap loop, buckle holes and buckle arrangement are understood to represent stitching.

1 Claim, 8 Drawing Sheets





FIG. 1

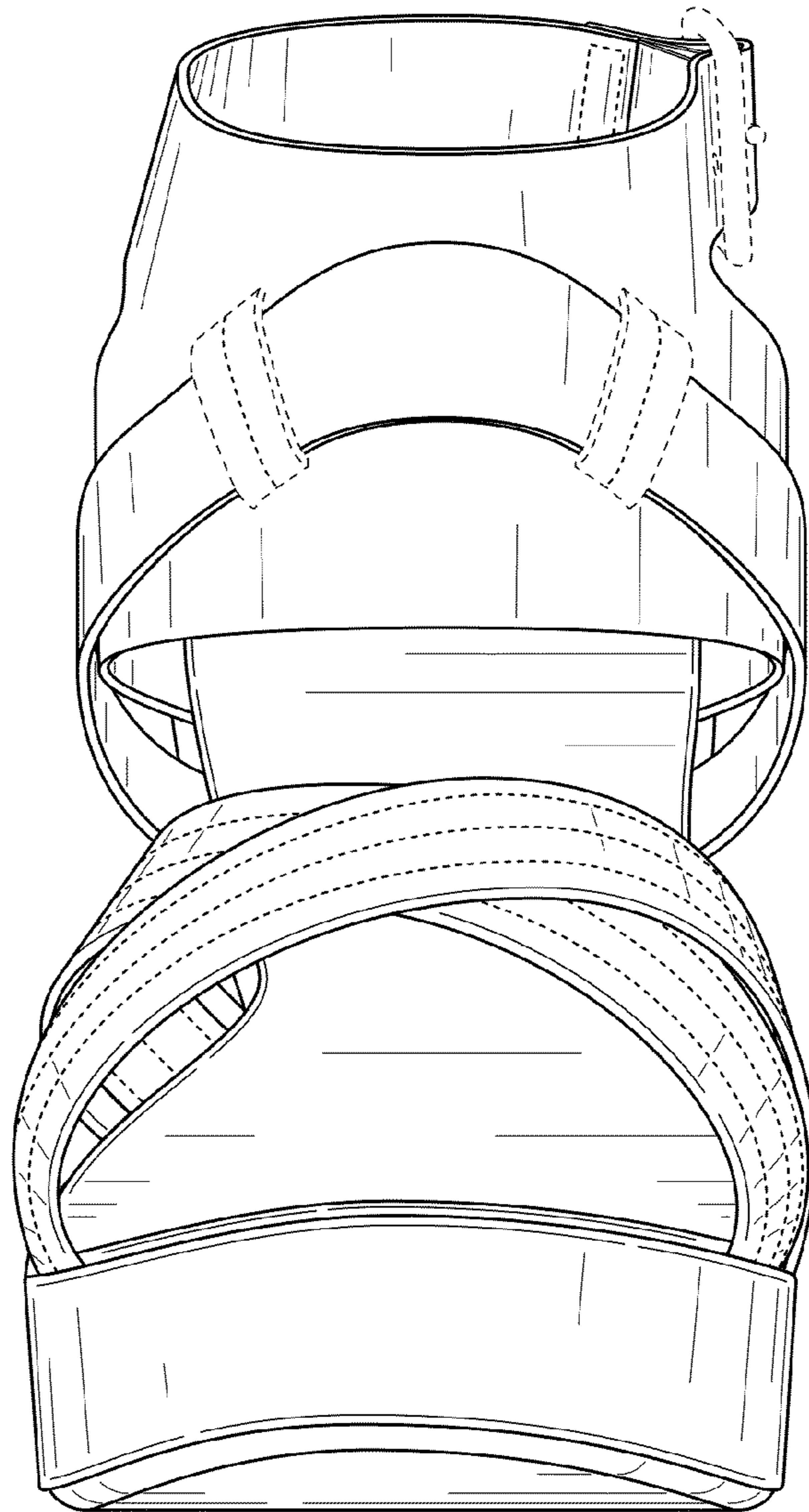


FIG. 2

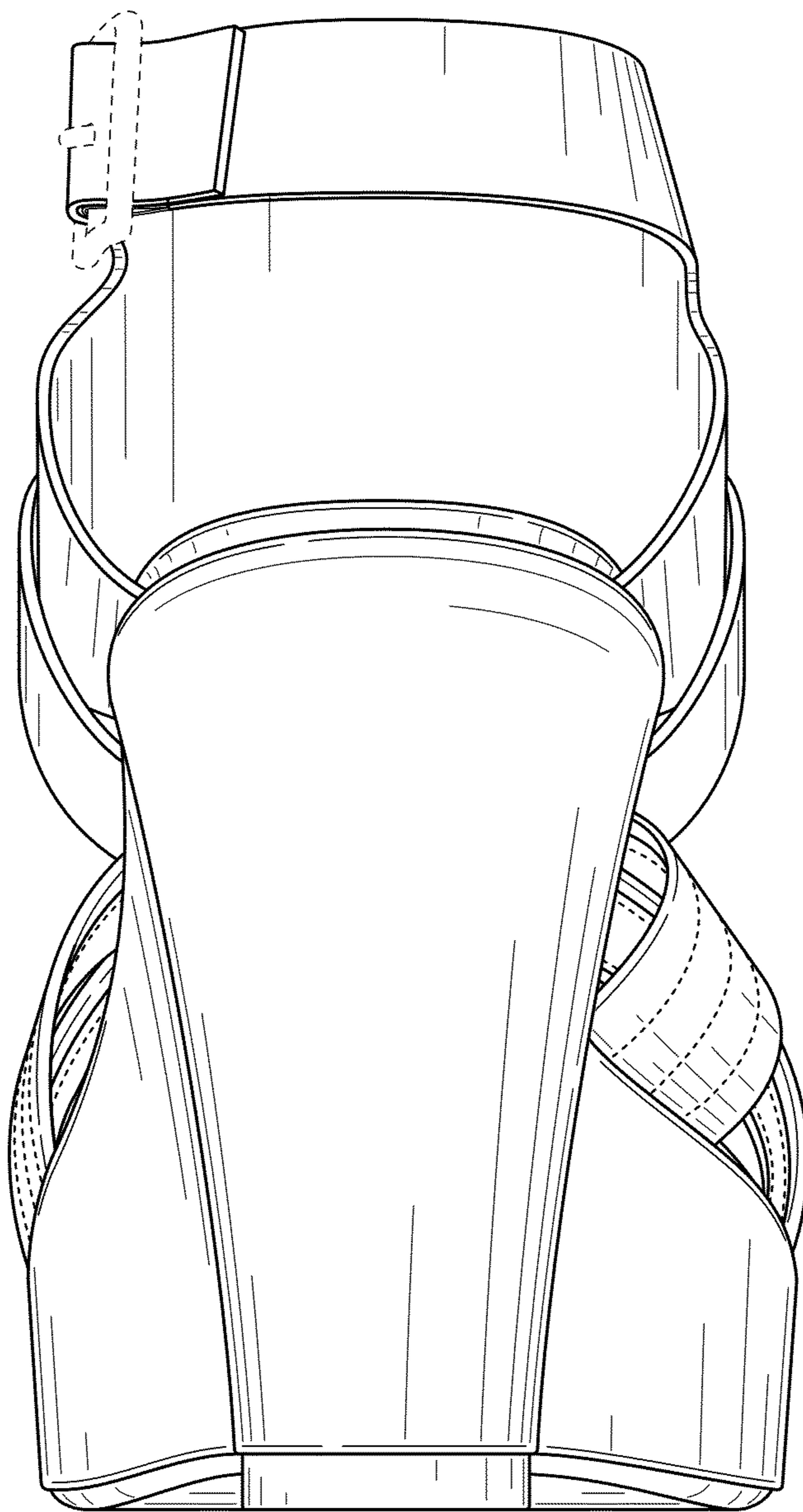


FIG. 3

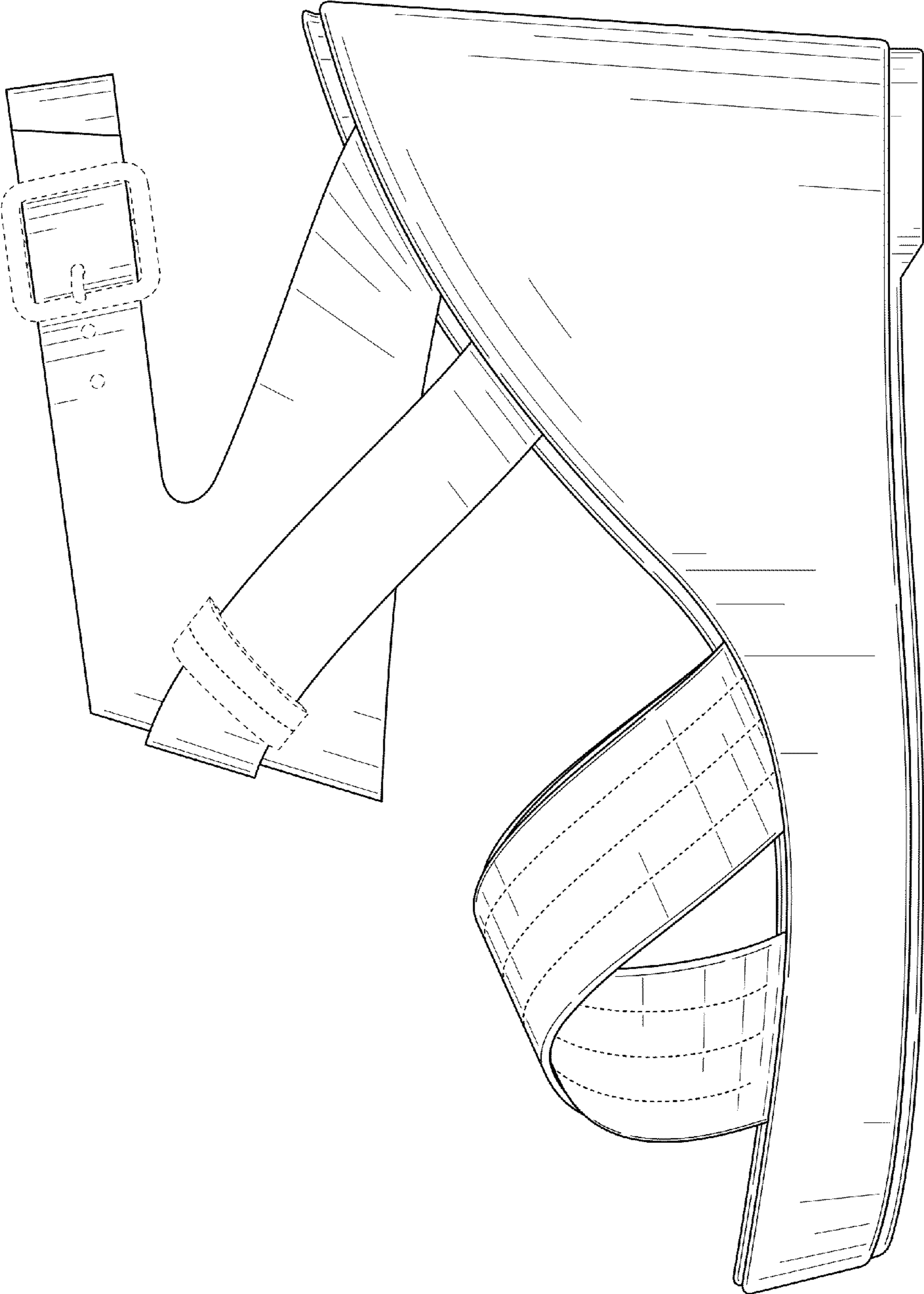


FIG. 4

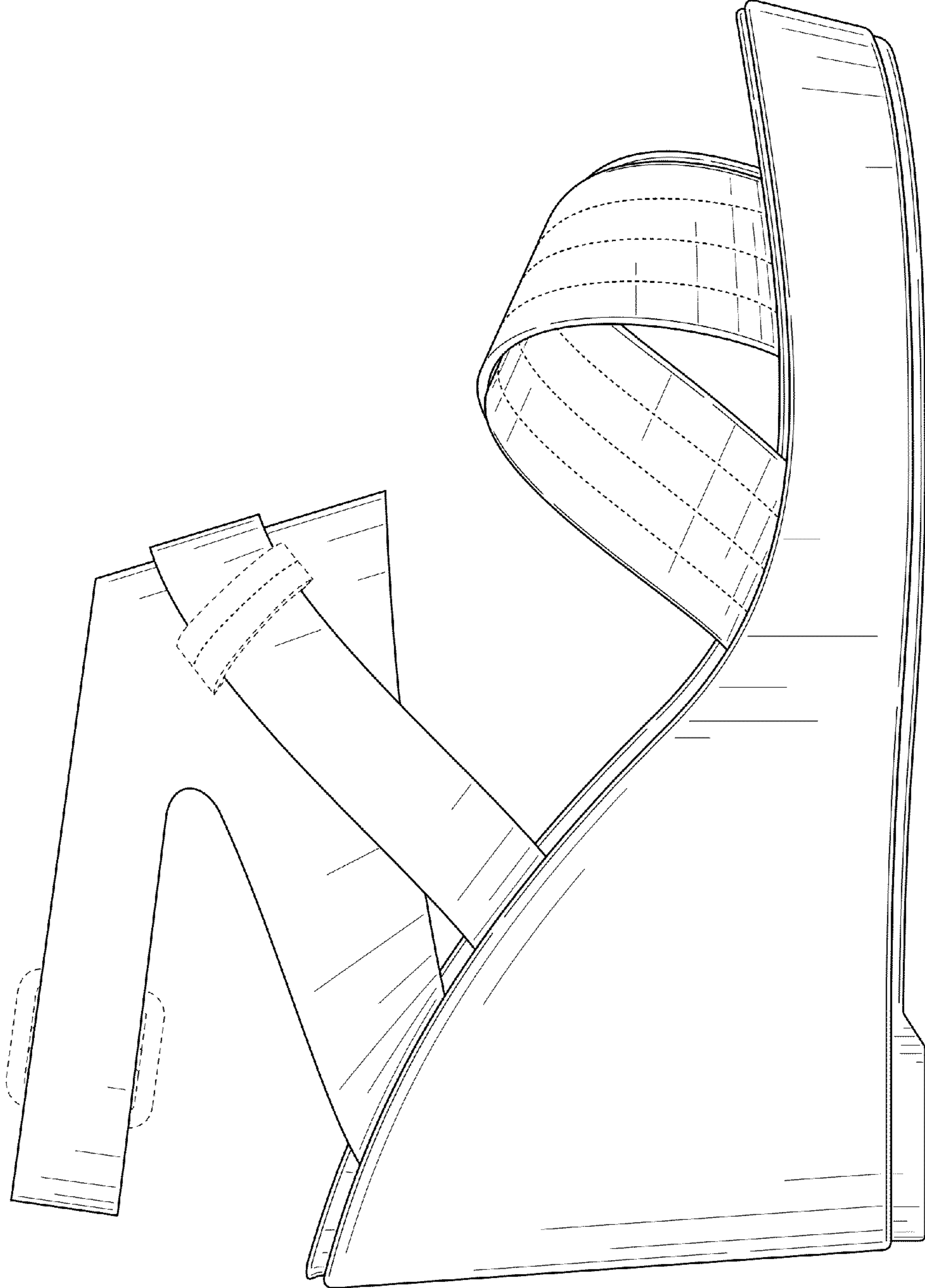


FIG. 5

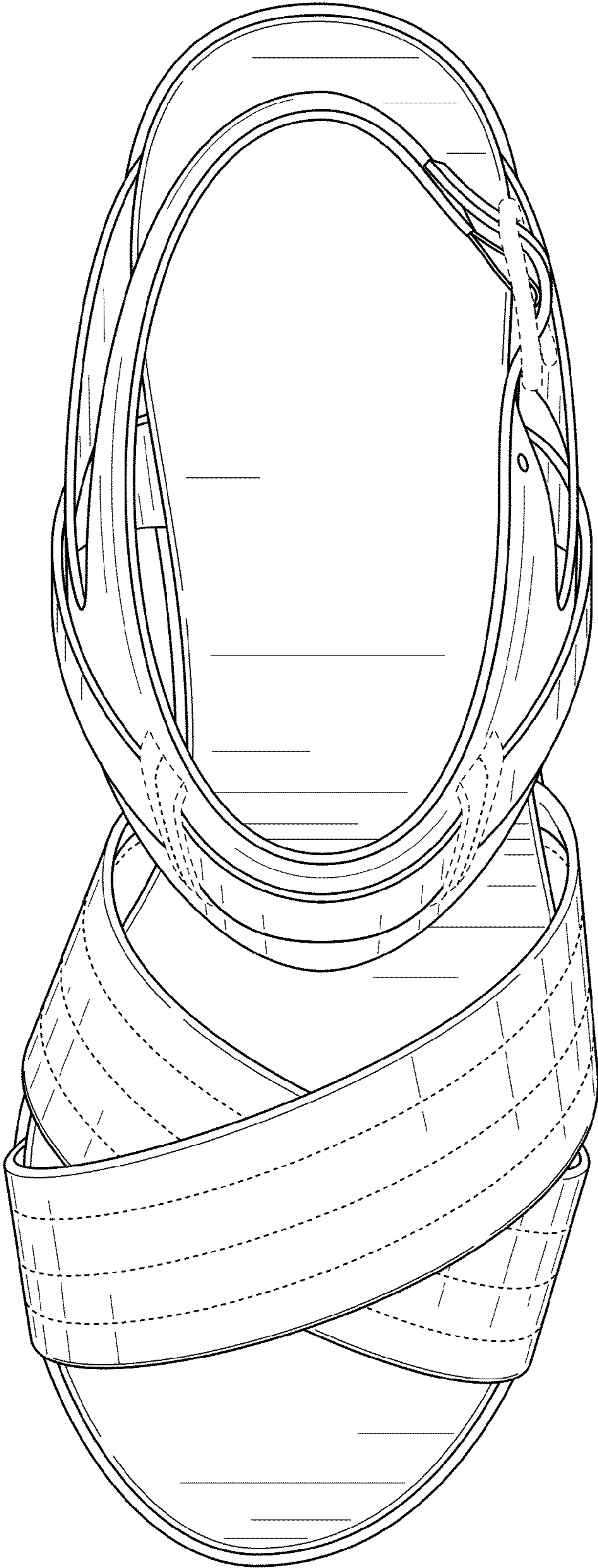


FIG. 6

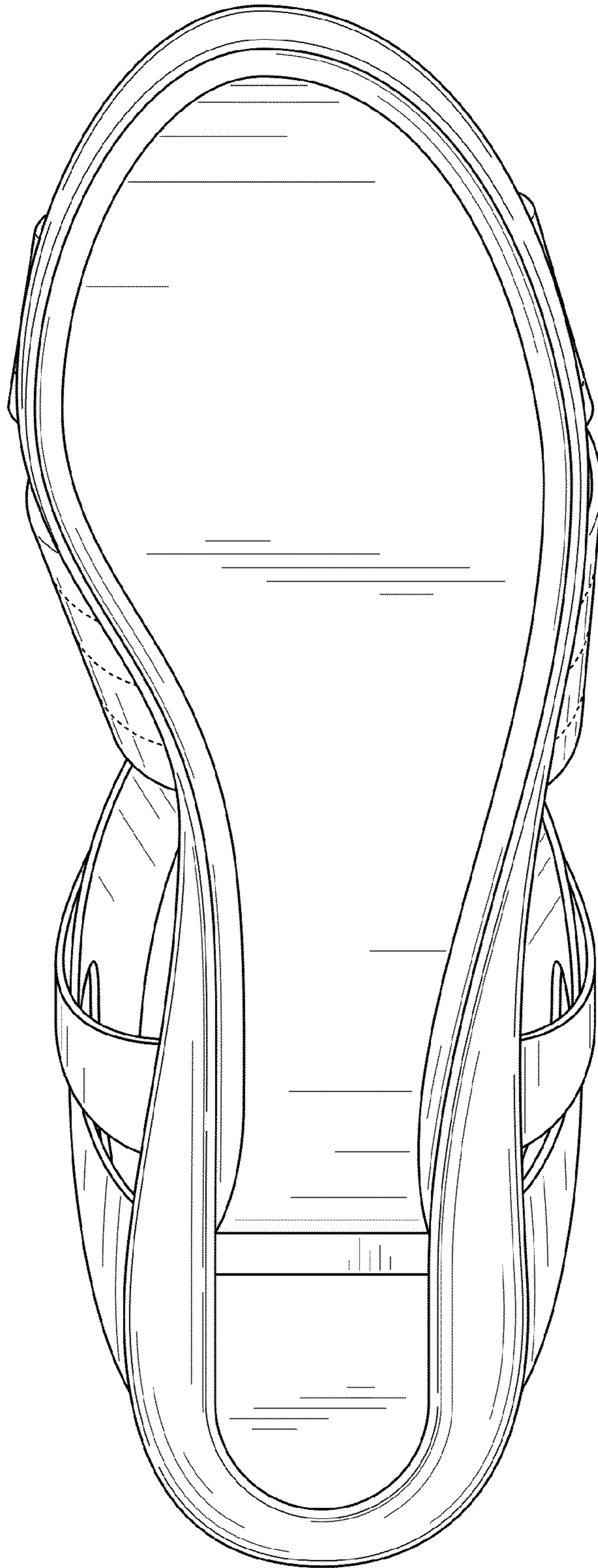


FIG. 7



FIG. 8