



US00D711631S

(12) **United States Design Patent**
Gomes

(10) **Patent No.:** **US D711,631 S**

(45) **Date of Patent:** **** *Aug. 26, 2014**

(54) **MILITARY STYLE HAT**

(71) Applicant: **Jason K Gomes**, Edgewood, MD (US)

(72) Inventor: **Jason K Gomes**, Edgewood, MD (US)

(*) Notice: This patent is subject to a terminal disclaimer.

(**) Term: **14 Years**

(21) Appl. No.: **29/447,290**

(22) Filed: **Mar. 1, 2013**

(51) **LOC (10) Cl.** **02-03**

(52) **U.S. Cl.**
USPC **D2/882**

(58) **Field of Classification Search**
USPC D2/865, 866, 872, 878, 879, 882, 883,
D2/884, 886, 887, 888, 891, 892; 2/171,
2/171.5, 171.6, 171.7, 171.8, 175.1,
2/175.9, 183, 195.1, 195.2, 209.12,
2/209.13, 209.3, 209.4, 209.5, 209.7

See application file for complete search history.

(56) **References Cited**

U.S. PATENT DOCUMENTS

109,566	A *	11/1870	White	2/195.1
592,298	A *	10/1897	Lattimore	2/195.1
2,243,357	A *	5/1941	Ostolaza et al.	2/175.9
D130,182	S *	10/1941	Maxwell et al.	D2/887
D134,878	S *	1/1943	Grice	D2/882
2,697,835	A *	12/1954	Stone	2/181.2
2,716,753	A *	9/1955	Gordon	2/195.1
2,810,913	A *	10/1957	Kennedy	2/183
4,249,269	A *	2/1981	Price	2/195.5

D284,804	S *	7/1986	Satterfield	D2/879
D290,422	S *	6/1987	Brouman	D2/866
D303,314	S *	9/1989	Pridgen	D2/866
D314,857	S *	2/1991	Vossler	D2/888
D340,344	S *	10/1993	McPherson	D2/884
5,510,961	A *	4/1996	Peng	362/106
D378,238	S *	3/1997	Anderson	D2/869
5,933,872	A *	8/1999	Lema	2/209.7
D429,404	S *	8/2000	DeChambeau	D2/866
6,643,848	B1 *	11/2003	May	2/209.12
D532,185	S *	11/2006	St-Germain	D2/866
D537,239	S *	2/2007	Puett, III	D2/882
D671,716	S *	12/2012	Lam et al.	D2/882
D691,349	S *	10/2013	Pearson	D2/882
D693,099	S *	11/2013	Purdy	D2/882
2002/0095715	A1 *	7/2002	Hong	2/209.11
2003/0226192	A1 *	12/2003	Wang	2/183
2003/0233696	A1 *	12/2003	Lee	2/195.2

* cited by examiner

Primary Examiner — Karen E Eldridge Powers

(57) **CLAIM**



The ornamental design for a military style hat, as shown and described.

DESCRIPTION

FIG. 1 is a right side perspective view of a military style hat;
FIG. 2 is a front elevation view thereof;
FIG. 3 is a rear elevation view thereof;
FIG. 4 is a right side elevation view thereof;
FIG. 5 is a left side elevation view thereof;
FIG. 6 is a top plan view thereof; and,
FIG. 7 is a bottom plan view thereof.

The broken lines shown on the hat are stitching lines and are part of the claimed design.

1 Claim, 7 Drawing Sheets



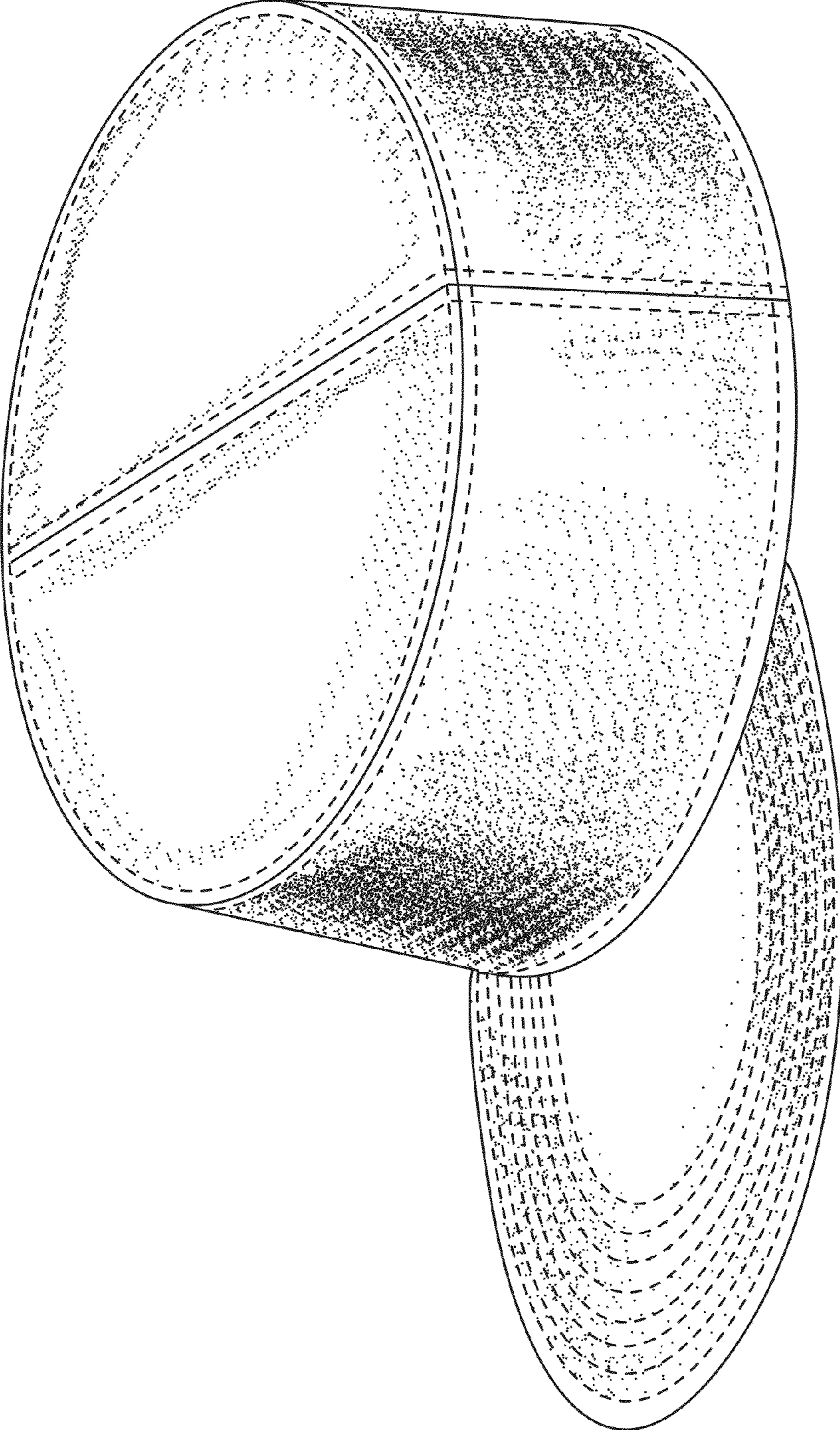


FIG. 1

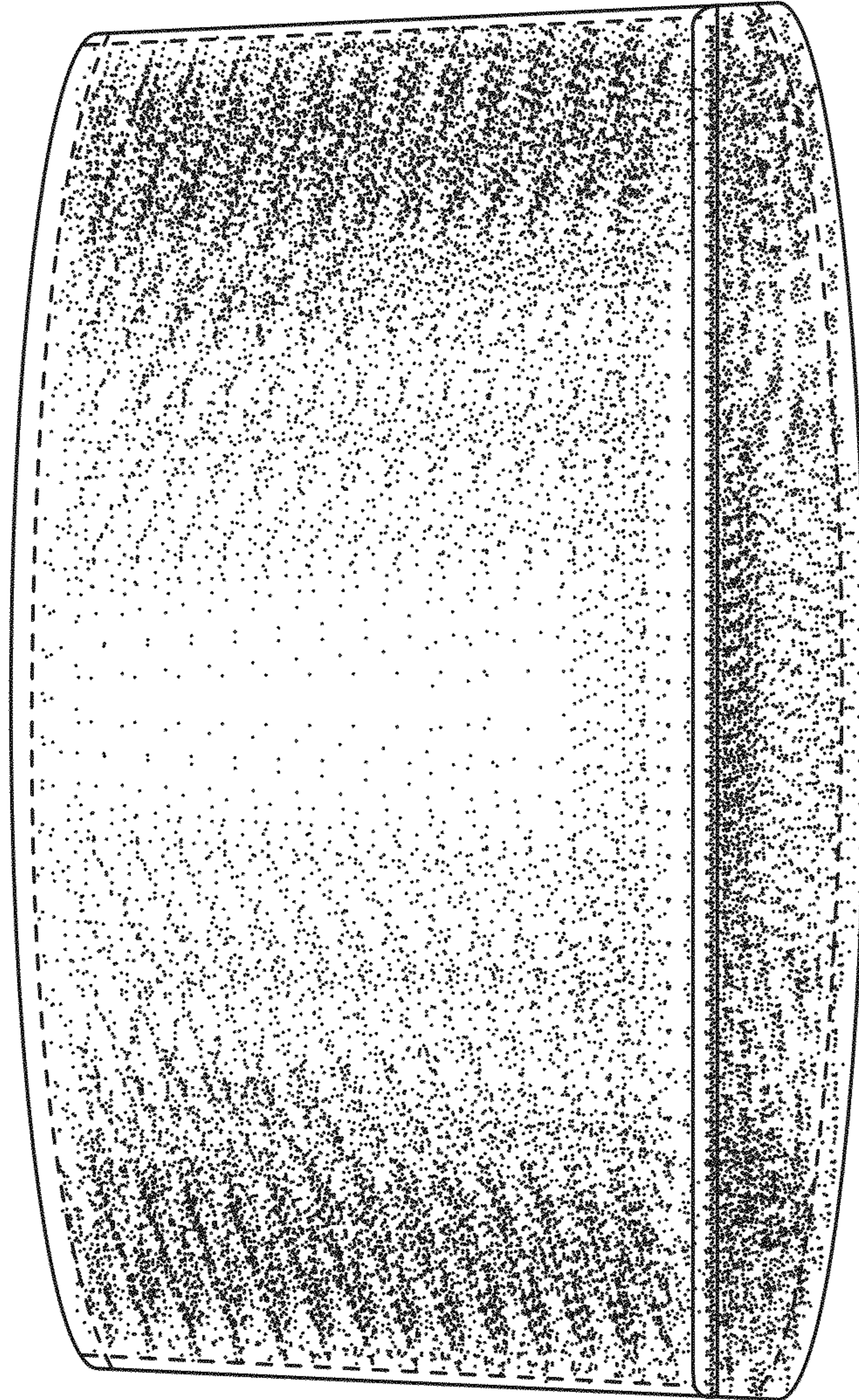


FIG. 2

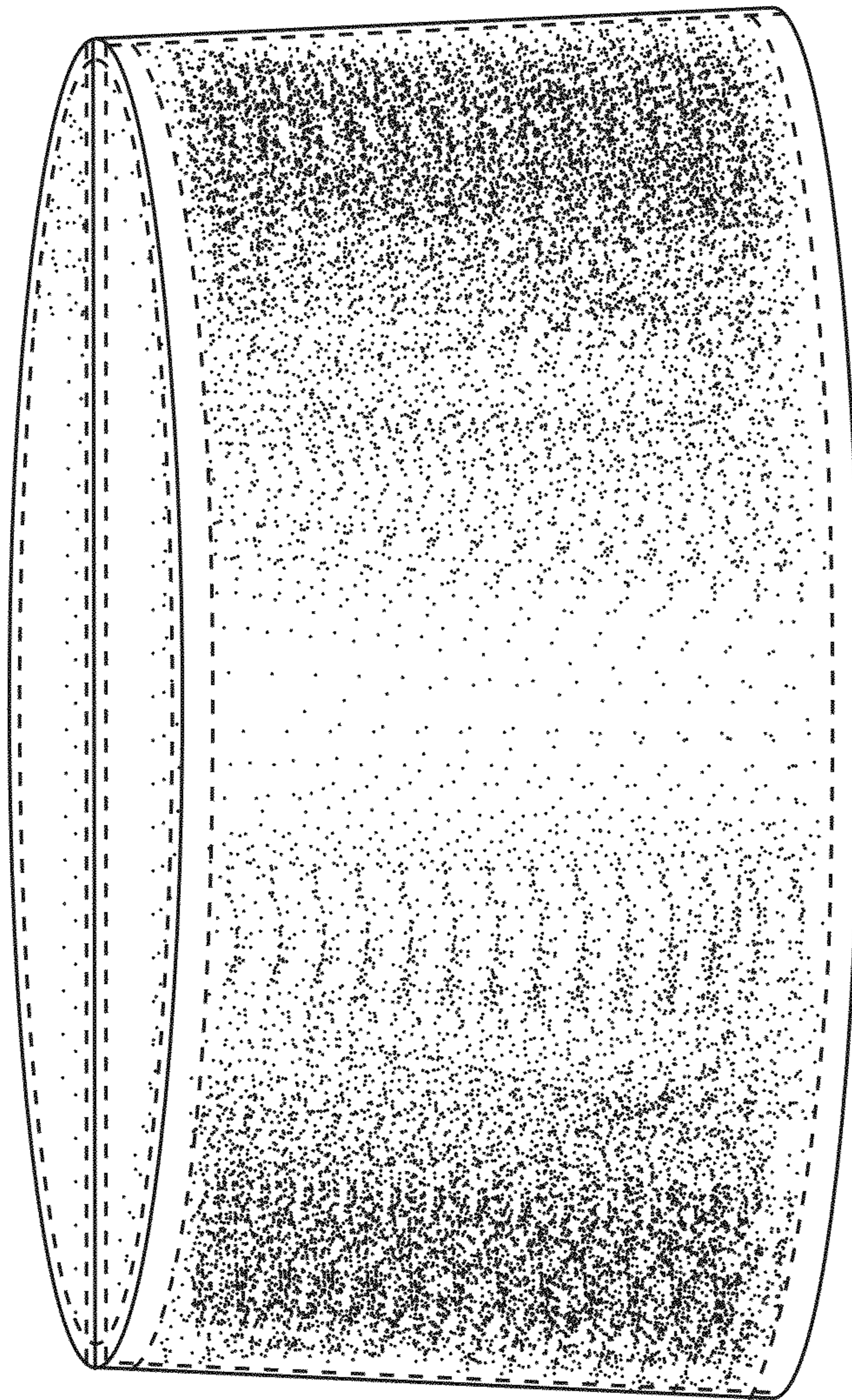


FIG. 3

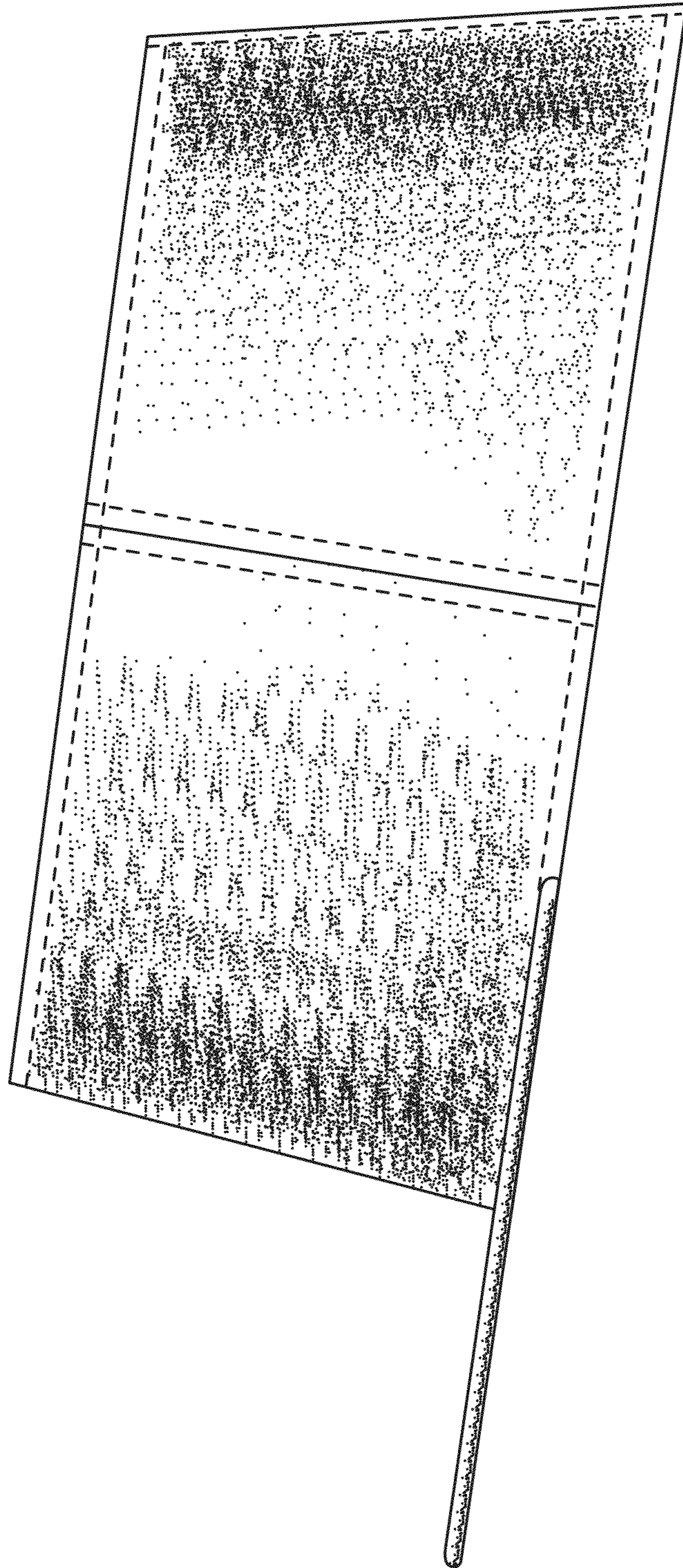


FIG. 4

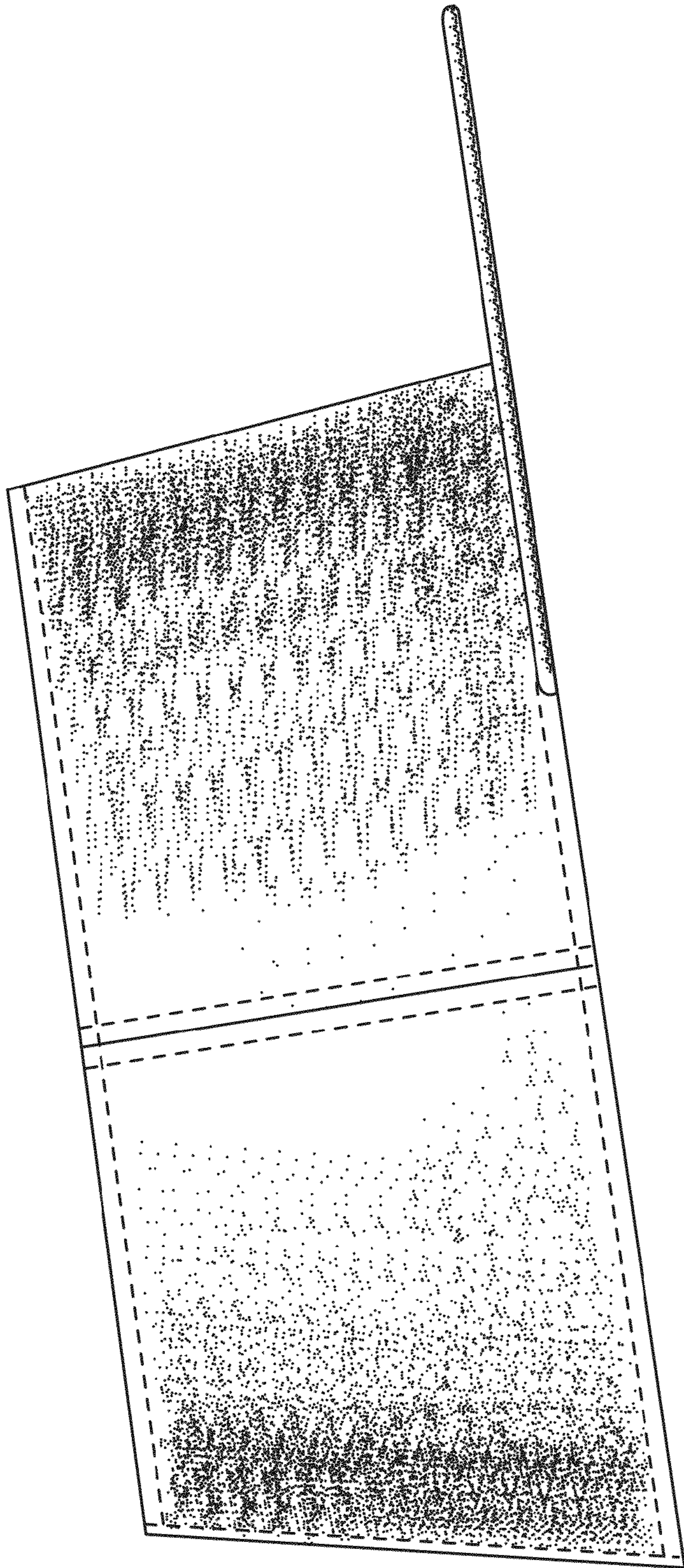


FIG. 5

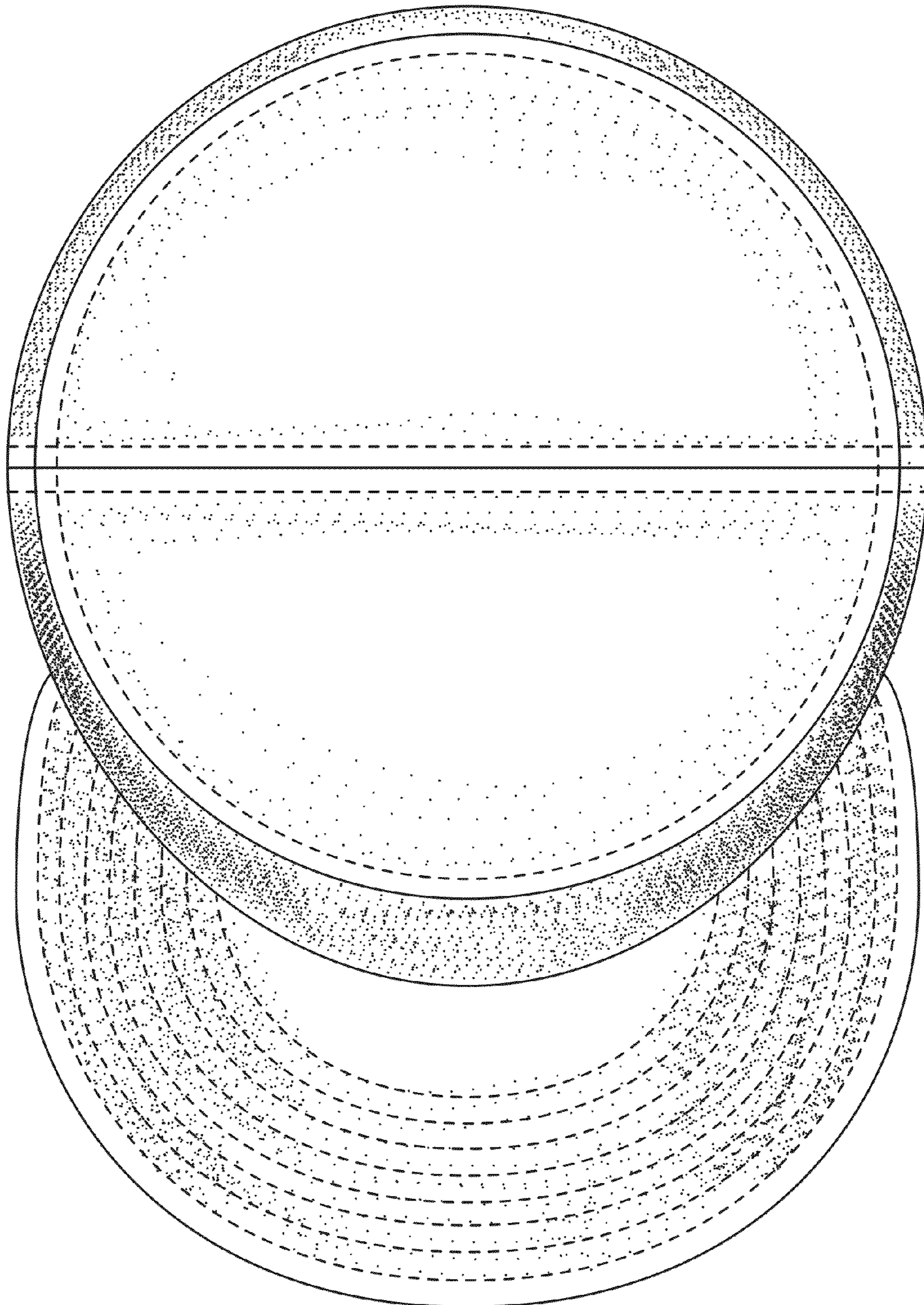


FIG. 6

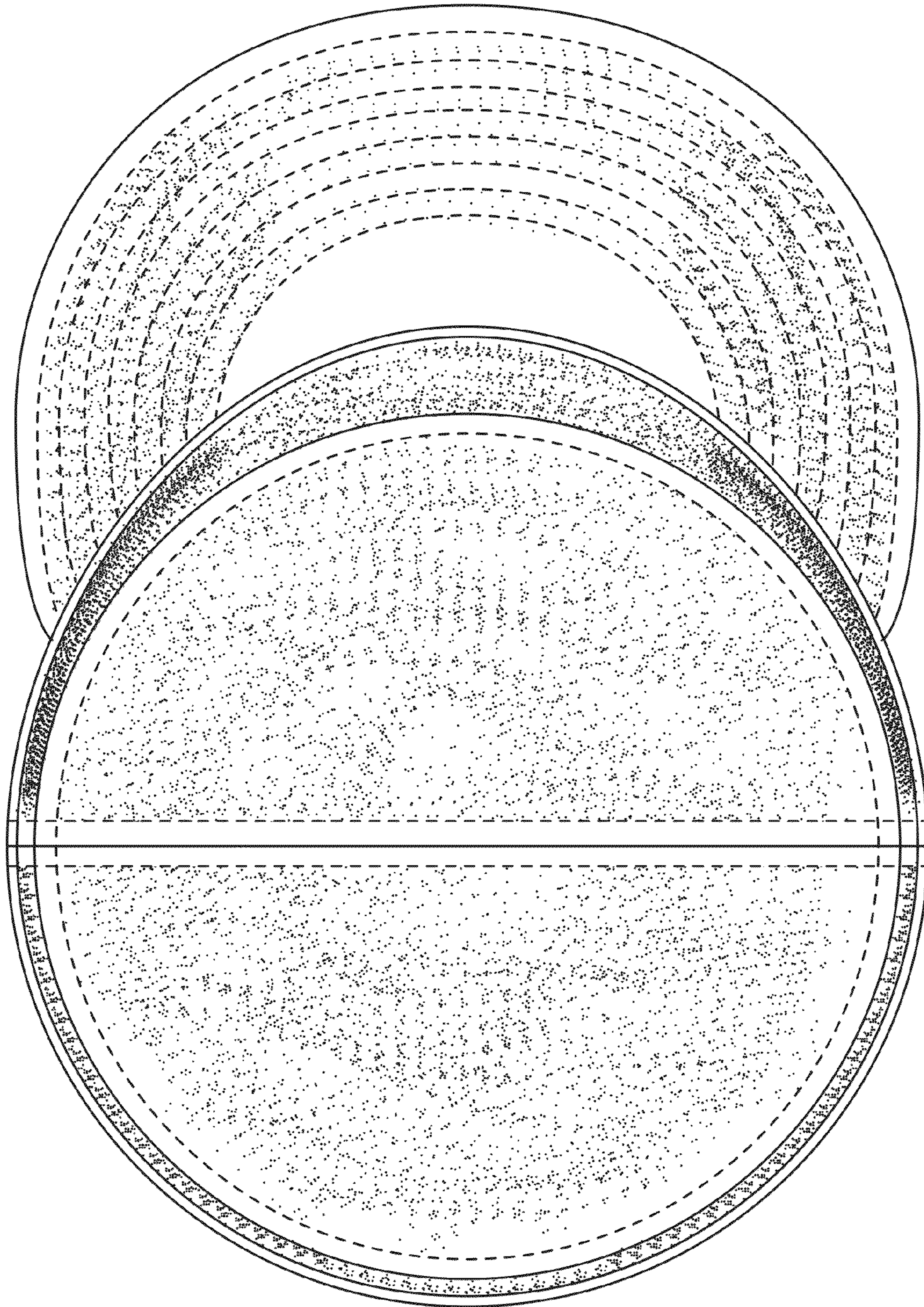


FIG. 7