



US00D711624S

(12) **United States Design Patent**
Griffiths

(10) **Patent No.:** **US D711,624 S**

(45) **Date of Patent:** **** Aug. 26, 2014**

(54) **APPAREL WORN AROUND THE WAIST OR
HIPS HAVING INTERIOR POCKETS**

(75) Inventor: **Mary Jane Griffiths**, Annapolis, MD
(US)

(73) Assignee: **Hiprap, LLC**, Annapolis, MD (US)

(**) Term: **14 Years**

(21) Appl. No.: **29/426,191**

(22) Filed: **Jul. 2, 2012**

(51) **LOC (10) Cl.** **02-07**

(52) **U.S. Cl.**

CPC **A41F 9/00** (2013.01)

USPC **D2/639**; D2/624; D2/627

(58) **Field of Classification Search**

CPC A01K 97/06; A41F 9/00; A41F 9/002;
A41F 9/02; A41F 11/16; A45C 3/06; A45C
9/00; A45C 13/08; A45F 5/00; A47L 3/00;
A47L 3/04; A61F 13/00; A61F 13/14; A61F
13/143; A62B 35/0031; D04D 5/00

USPC 482/11; D2/624, 625, 627, 629, 631,
D2/635, 637, 638; D11/126, 627, 683;
D21/662, 683

See application file for complete search history.

(56) **References Cited**

U.S. PATENT DOCUMENTS

23,683	A	10/1894	Porro	
803,221	A	10/1905	Fisher	
D135,709	S	5/1943	Vertes	
2,503,157	A	4/1950	Knee	
3,361,312	A	1/1968	Hutchison	
D218,386	S	8/1970	Elkins	
3,704,469	A *	12/1972	Levy	2/67
4,446,574	A	5/1984	Kalomeris	

D548,930	S *	8/2007	Gratkowski	D2/796
D679,071	S *	4/2013	Waldman	D2/735
2003/0009816	A1 *	1/2003	Roome	2/338
2006/0289592	A1	12/2006	Mrkva et al.	
2007/0084895	A1	4/2007	Bowen	
2013/0056118	A1 *	3/2013	Lee	150/103

OTHER PUBLICATIONS

Beaded Belly Dancer Hip Scarf w/Coin and Fringe [online].
DivaDancewear.com, 2011 [retrieved on Mar. 31, 2014]. Retrieved
from the Internet: <URL: [http://www.divadancewear.com/
beadedbellydancerhipscarfwcoinandfringe.aspx](http://www.divadancewear.com/beadedbellydancerhipscarfwcoinandfringe.aspx)>.*
Griffiths, Mary J., "Hip Wrap with Pocket", Jun./Jul. 2011, 21 pages,
United States.

* cited by examiner

Primary Examiner — Richard E Chilcot

Assistant Examiner — John Eberhart

(74) *Attorney, Agent, or Firm* — Duane Morris LLP

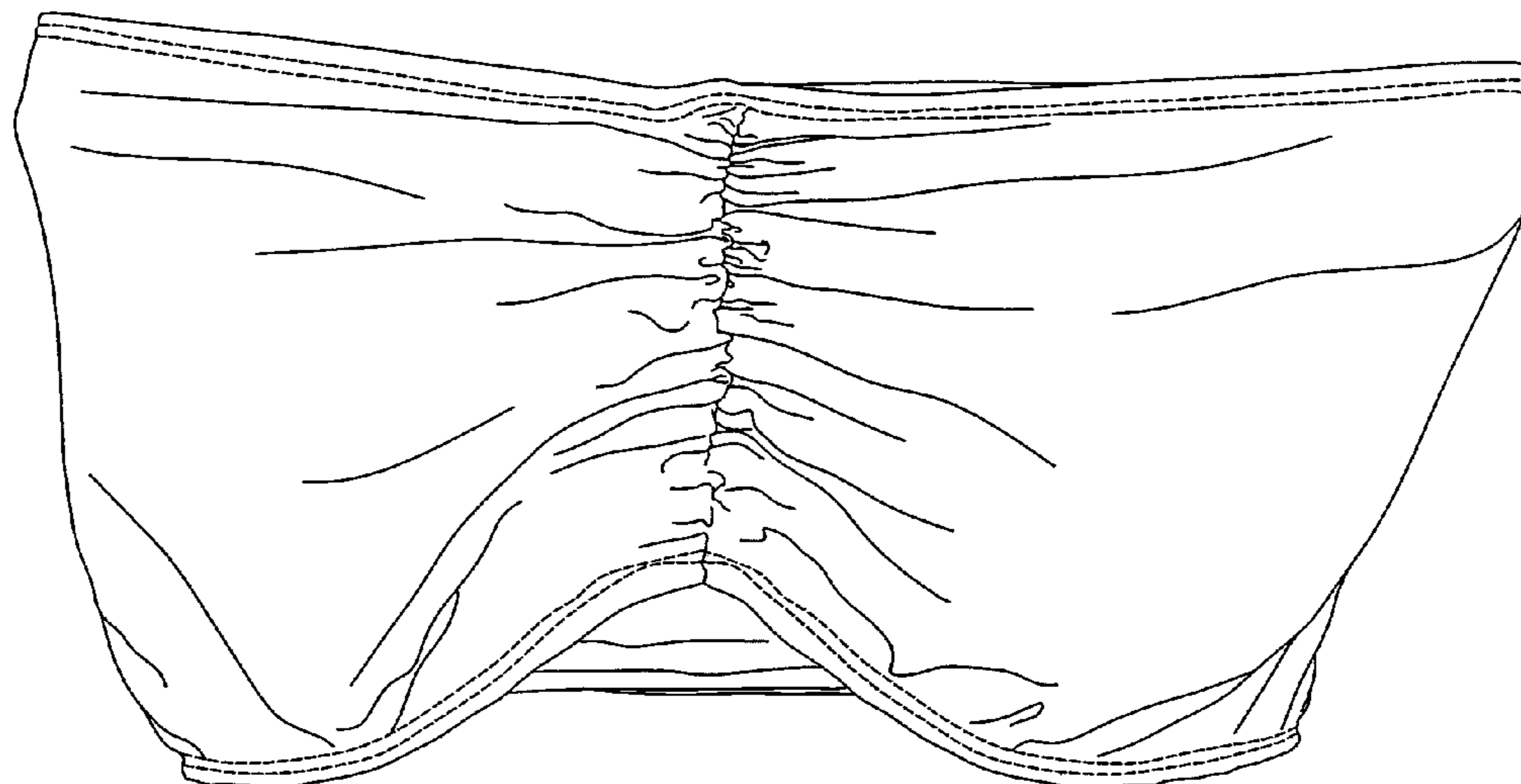
(57) **CLAIM**

The ornamental design for an apparel worn around the waist
or hips having interior pockets, as shown and described.

DESCRIPTION

FIG. 1 is a front elevational view of the present invention.
FIG. 2 is a rear elevational view of the present invention.
FIG. 3 is a right side elevational view of the present invention.
FIG. 4 is a left side elevational view of the present invention;
and,
FIG. 5 is a front perspective view of the present invention.
The broken lines showing environmental structure are for
illustrative purposes only and form no part of the claimed
design.

1 Claim, 5 Drawing Sheets



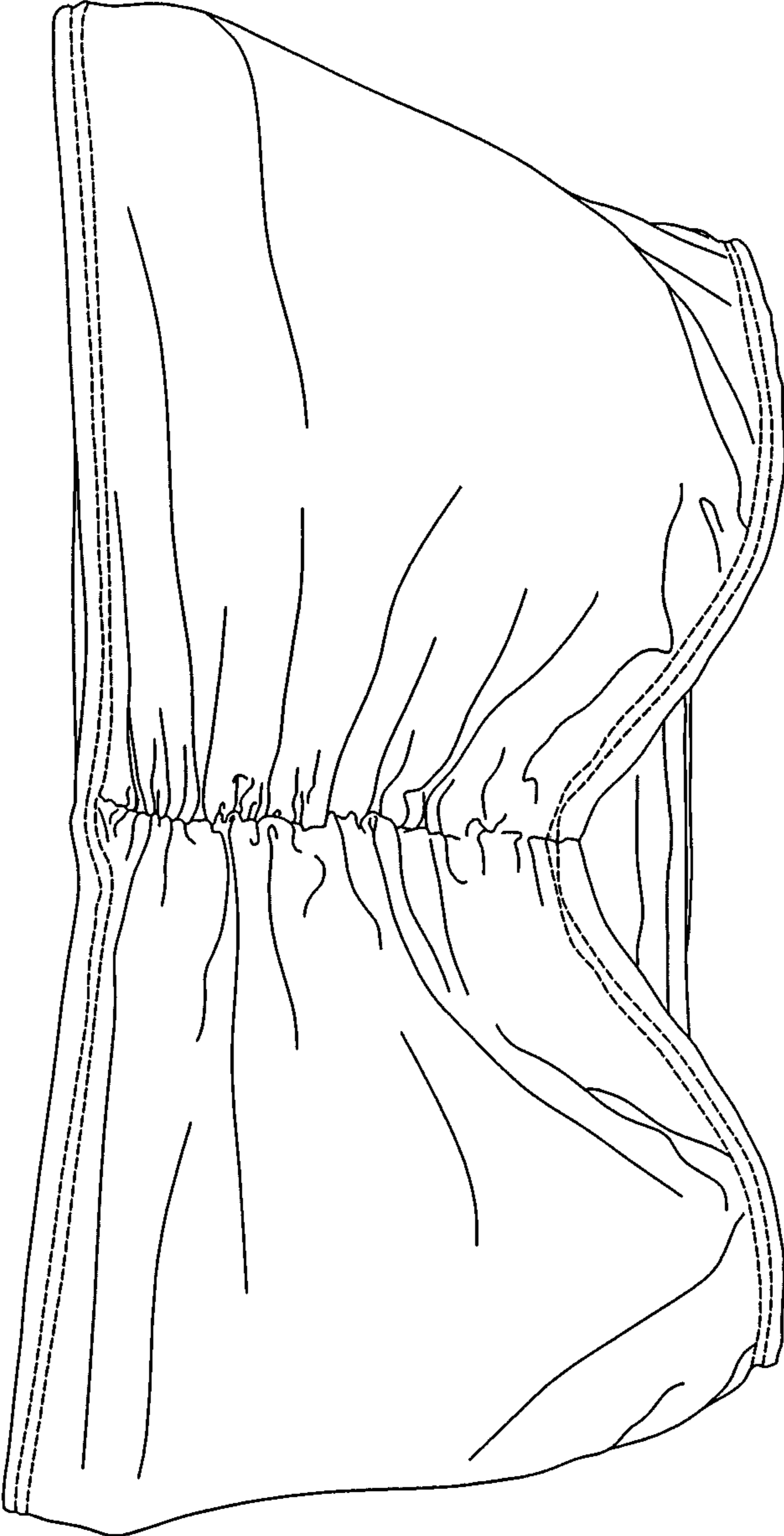


Figure 1

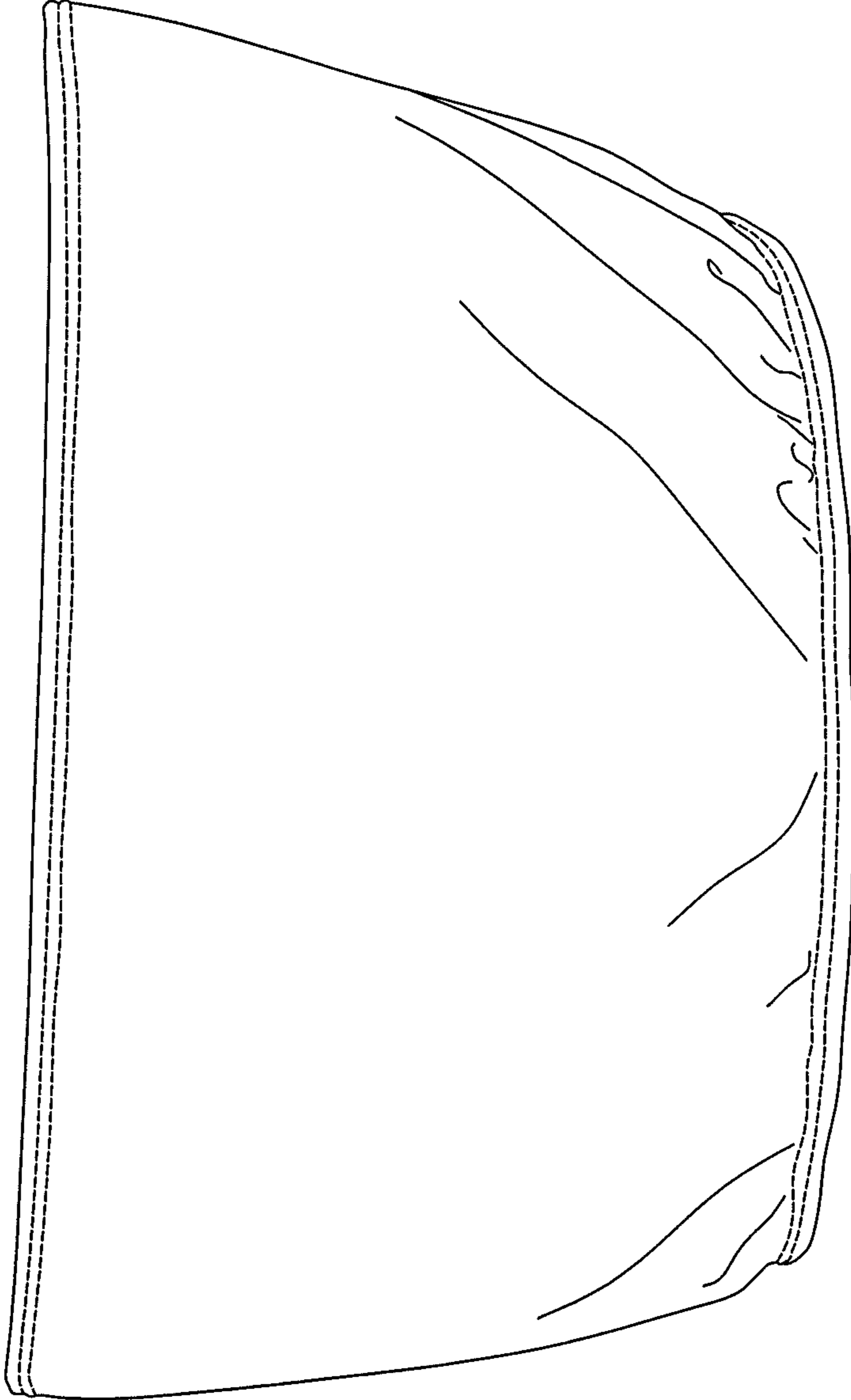


Figure 2

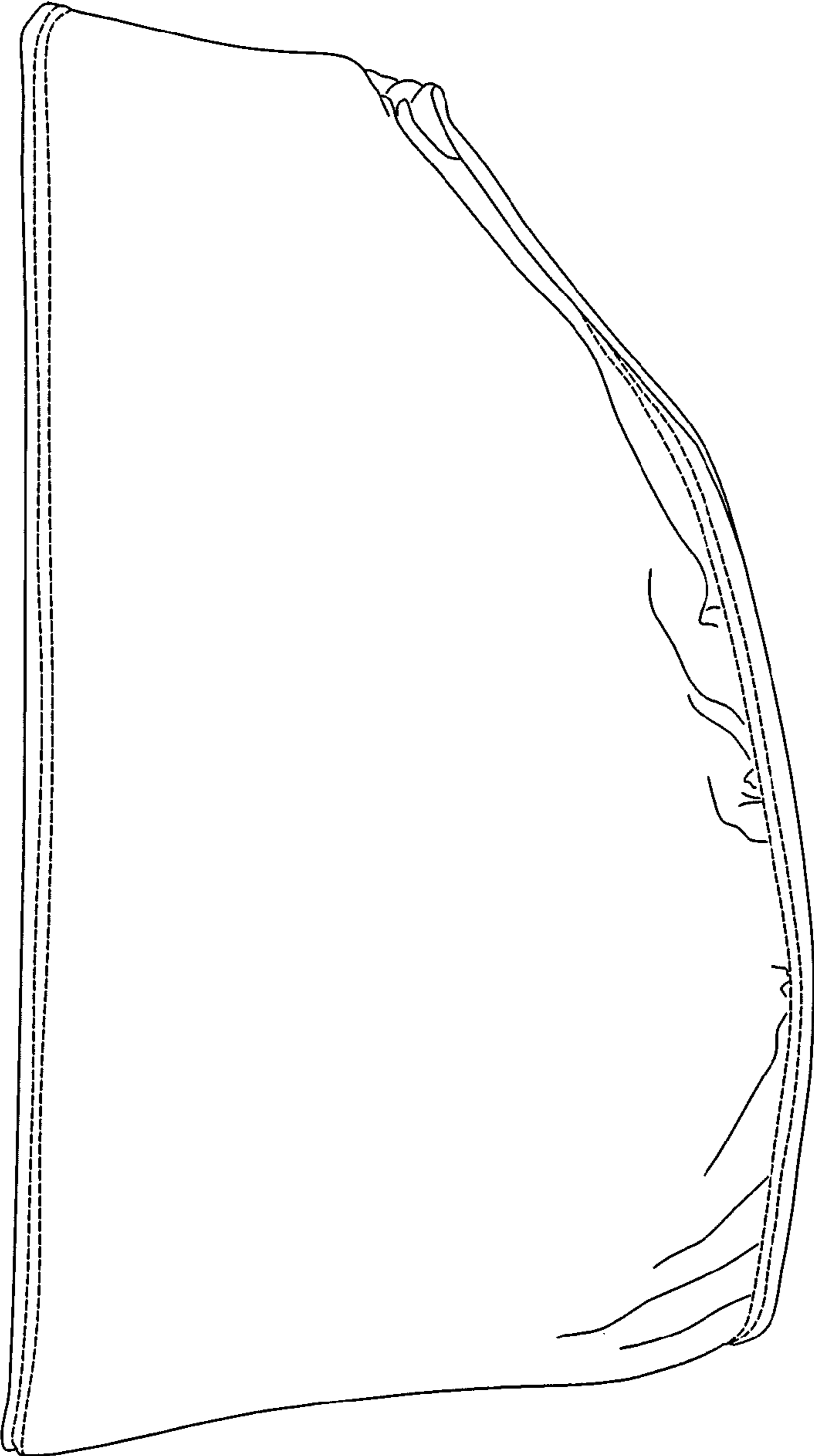


Figure 3

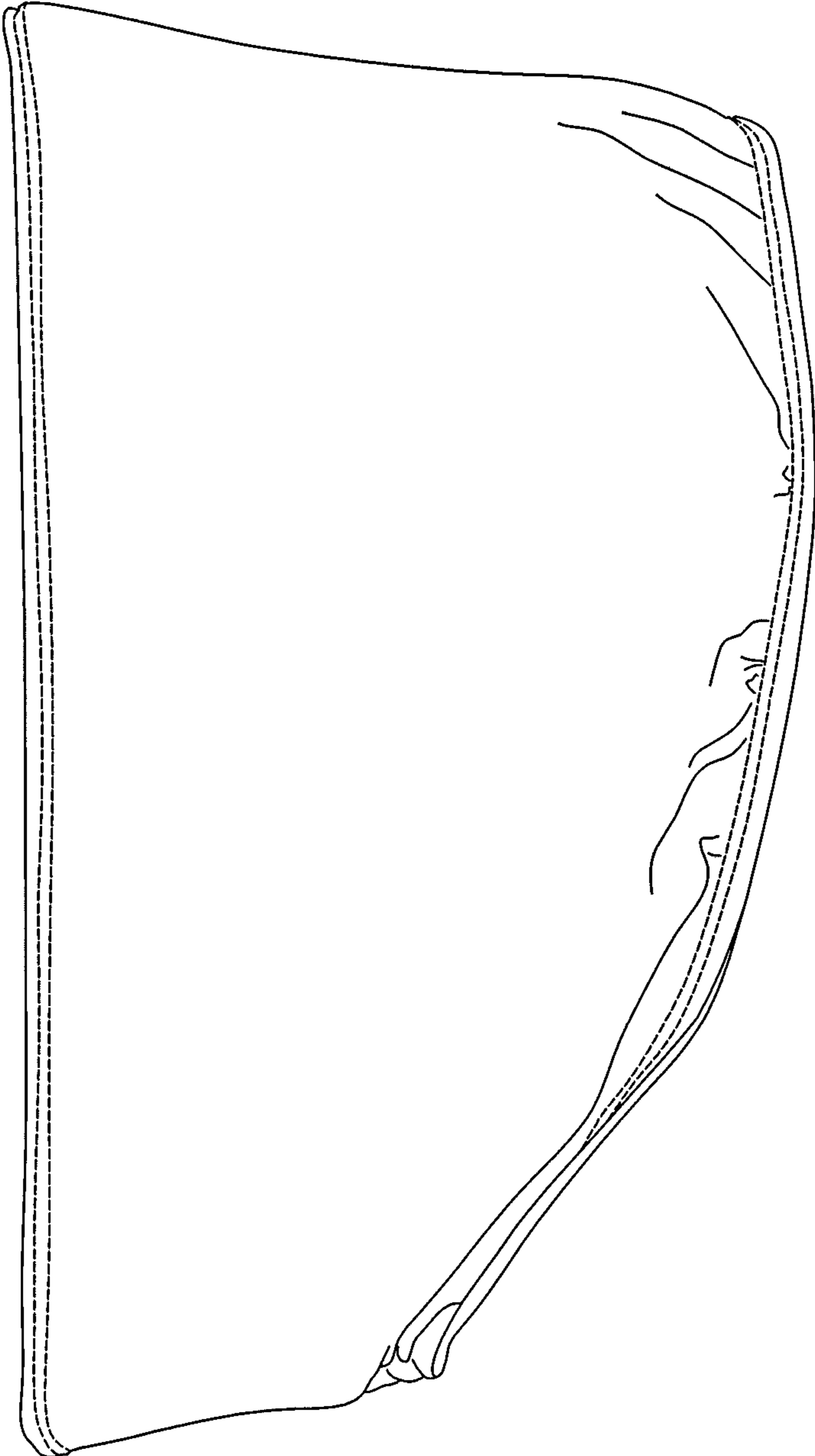


Figure 4

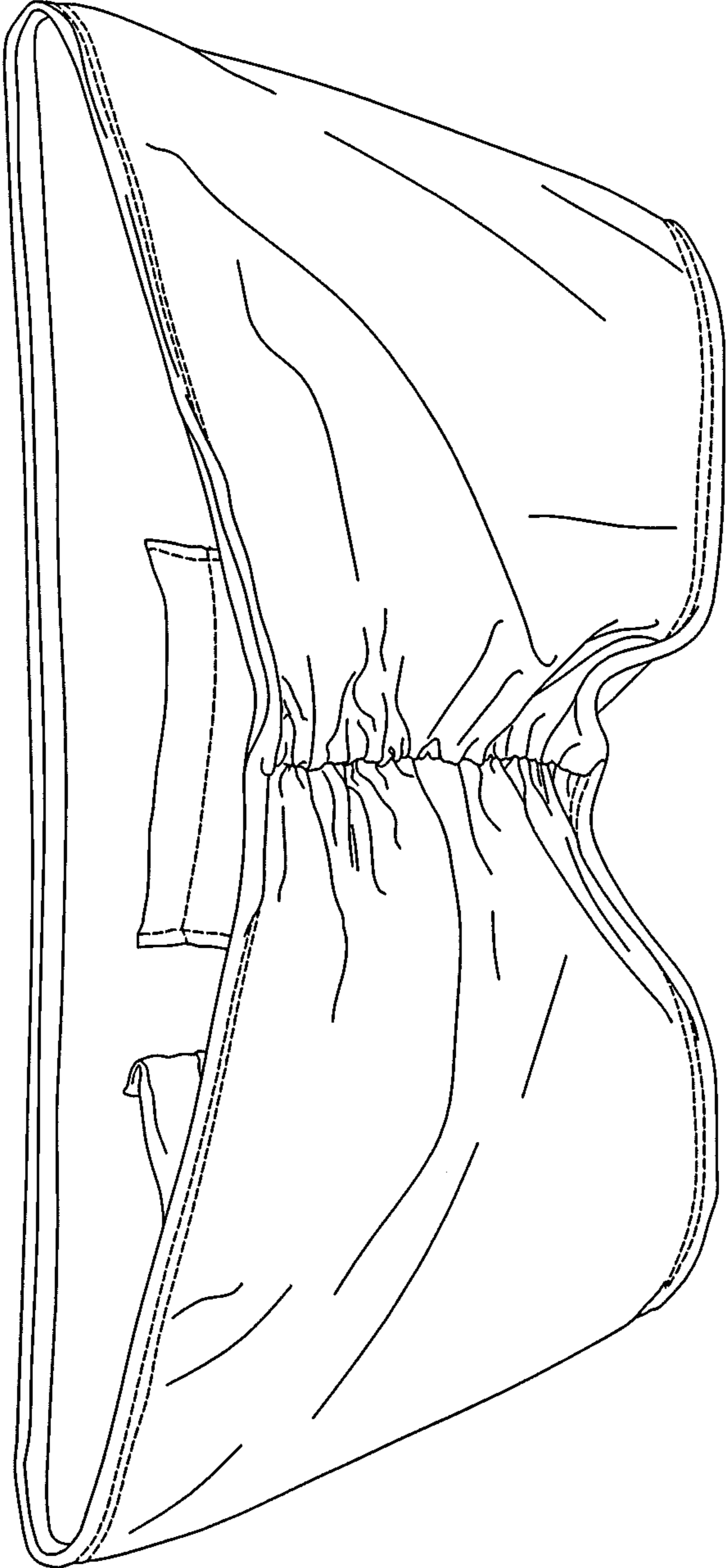


Figure 5