



US00D711607S

(12) **United States Design Patent**
Yun et al.

(10) **Patent No.:** **US D711,607 S**

(45) **Date of Patent:** **** Aug. 19, 2014**

(54) **VACUUM CLEANER**

(71) Applicant: **Samsung Electronics Co., Ltd.**,
Suwon-si (KR)

(72) Inventors: **Deok-Sang Yun**, Ahnsan-Si (KR);
Yeon-Young Nam, Goyang-Si (KR);
Dong-Won Chun, Paju-Si (KR)

(73) Assignee: **Samsung Electronics Co., Ltd.**,
Suwon-si (KR)

(**) Term: **14 Years**

(21) Appl. No.: **29/455,312**

(22) Filed: **May 20, 2013**

(30) **Foreign Application Priority Data**

Nov. 28, 2012 (KR) 30-2012-0057008

(51) **LOC (10) Cl.** **15-05**

(52) **U.S. Cl.**
USPC **D32/31**

(58) **Field of Classification Search**

USPC D32/21, 23-24, 31; 15/327.1-327.7,
15/352, 353, 321, 347, 329; 55/429,
55/DIG. 3, 337; D12/204, 207, 209, 13,
D12/215; D21/563; 301/37.101; 16/45
See application file for complete search history.

(56) **References Cited**

U.S. PATENT DOCUMENTS

1,488,824 A * 4/1924 Millet 16/45
D140,572 S * 3/1945 Roe D12/207
D175,261 S * 8/1955 Kawsky D12/212
2,811,737 A * 11/1957 Hayba 15/327.4
3,997,938 A * 12/1976 Pinaire et al. 16/45
4,067,083 A * 1/1978 Greene 16/45
D264,204 S * 5/1982 Bauer D12/210
D282,835 S * 3/1986 Main D12/209
D303,648 S * 9/1989 Clark D12/204

D310,991 S * 10/1990 Ackerly D12/213
D323,806 S * 2/1992 Stewart D12/209
D338,867 S * 8/1993 Teufel D12/204
D358,690 S * 5/1995 Hohulin D32/31
D391,912 S * 3/1998 Nikolaevich D12/204
D394,238 S * 5/1998 Haller et al. D12/209
D396,838 S * 8/1998 Mills D12/209
D399,617 S * 10/1998 Fujita D32/21
D405,568 S * 2/1999 Mehaffey et al. D32/31
D417,046 S * 11/1999 Tsuruha et al. D32/21
D417,047 S * 11/1999 Tsuda D32/21
D443,738 S * 6/2001 Makihara et al. D32/21
D454,994 S * 3/2002 Harada et al. D32/21
6,484,350 B2 * 11/2002 Yung 15/327.1
D480,039 S * 9/2003 Williams D12/213

(Continued)

Primary Examiner — Ruth McInroy

(74) *Attorney, Agent, or Firm* — NSIP Law

(57) **CLAIM**

We claim the ornamental design for a vacuum cleaner, as shown and described.

DESCRIPTION

FIG. 1 is a perspective view of a vacuum cleaner, showing our new design;

FIG. 2 is a front view thereof;

FIG. 3 is a rear view thereof;

FIG. 4 is a left-side view thereof;

FIG. 5 is a right-side view thereof;

FIG. 6 is a top plan view thereof;

FIG. 7 is a bottom plan view thereof;

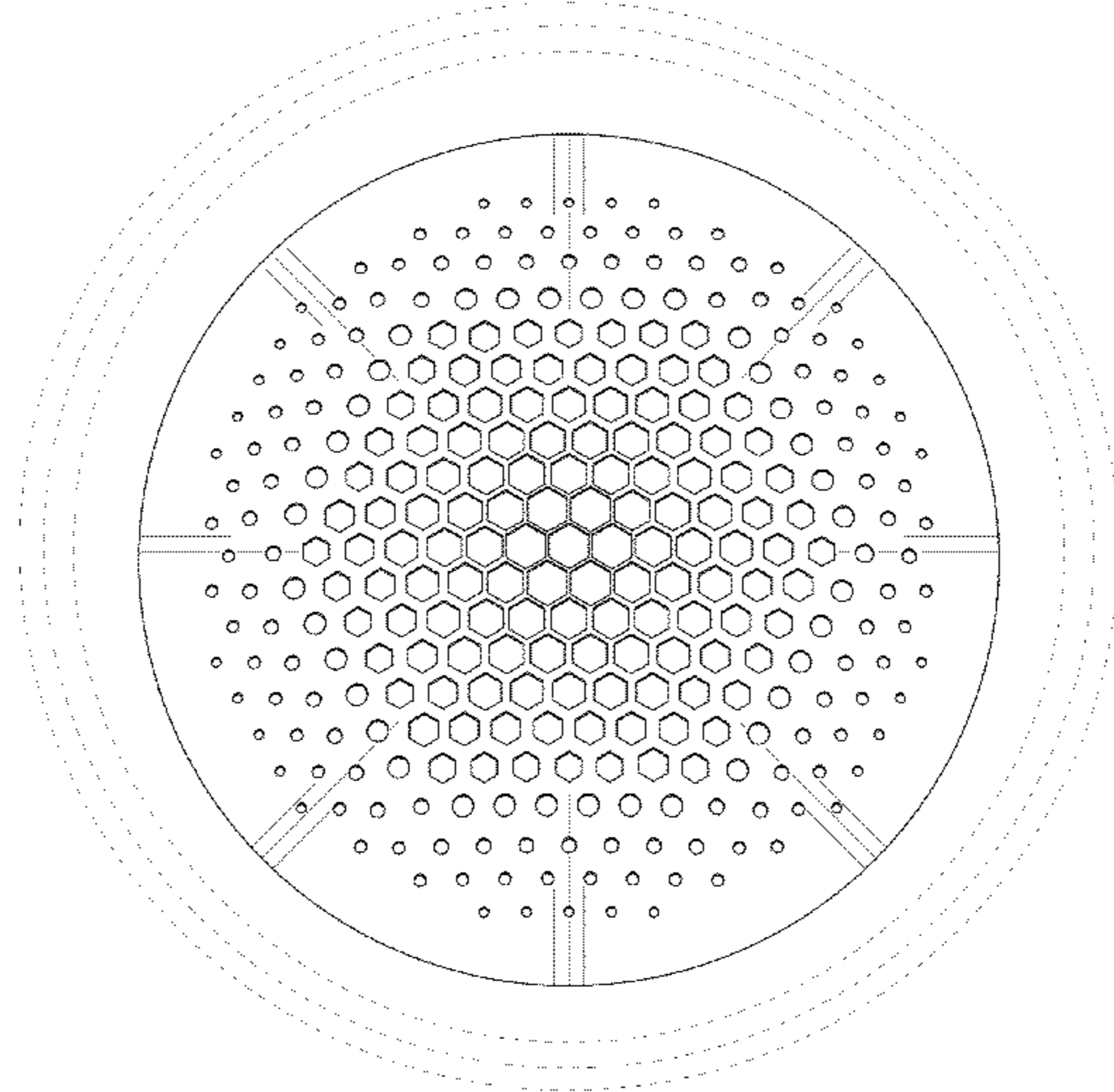
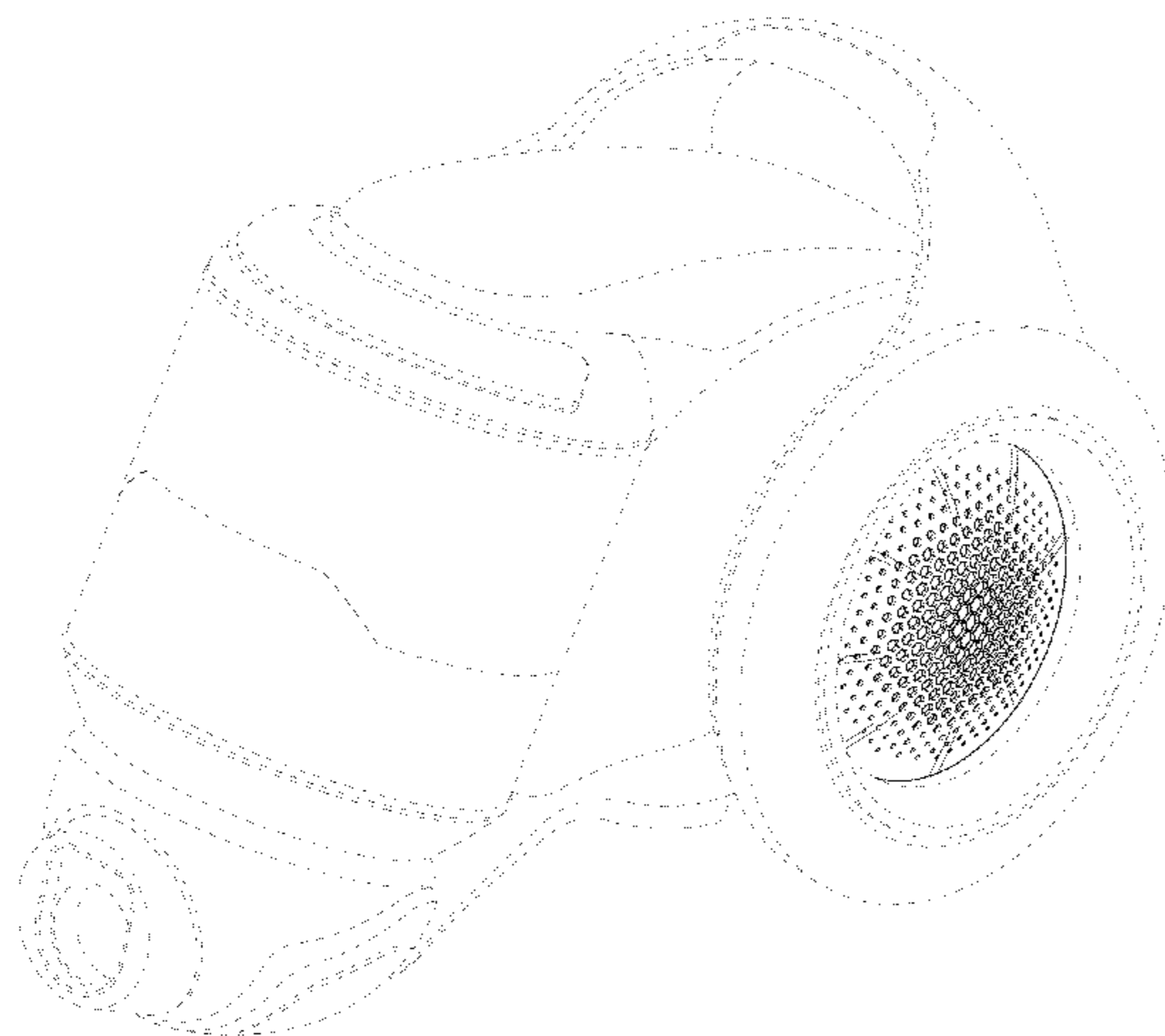
FIG. 8 is a partially enlarged perspective view of the claimed portion shown in FIG. 1; and,

FIG. 9 is a partially enlarged right-side view of the claimed portion shown in FIG. 5.

The broken lines are for environmental purposes only and form no part of the claimed design.

The dot-dot dash lines in FIG. 8 represent an unclaimed boundary line and form no part of the claimed design.

1 Claim, 9 Drawing Sheets



(56)

References Cited

U.S. PATENT DOCUMENTS

D481,181 S *	10/2003	Lath et al.	D32/31	D563,066 S *	2/2008	Shevlin	D32/31
D485,653 S *	1/2004	Warburton	D32/21	D573,077 S *	7/2008	Addink	D12/204
D493,586 S *	7/2004	Choi	D32/21	D584,462 S *	1/2009	Umeda et al.	D32/21
D497,131 S *	10/2004	Burden	D12/204	D588,762 S *	3/2009	Dyson et al.	D32/31
D499,849 S *	12/2004	Lam	D32/21	D613,470 S *	4/2010	Svantesson	D32/31
D506,966 S *	7/2005	Kataoka	D12/209	D614,368 S *	4/2010	Svantesson et al.	D32/31
D515,005 S *	2/2006	Oatis	D12/213	D620,654 S *	7/2010	Kim	D32/21
D533,693 S *	12/2006	Lee	D32/21	D670,460 S *	11/2012	Mastio et al.	D32/21
D544,156 S *	6/2007	Dyson et al.	D32/25	D677,028 S *	2/2013	Dyson et al.	D32/31
D553,811 S *	10/2007	Shin	D32/21	D683,292 S *	5/2013	Woolley et al.	D12/209
D556,400 S *	11/2007	Houghton	D32/21	8,528,160 B2 *	9/2013	Conrad	15/327.2
D563,065 S *	2/2008	Yoon	D32/31	2006/0032015 A1 *	2/2006	Wyman	16/45
				2008/0092329 A1 *	4/2008	Chou	16/45
				2010/0199458 A1 *	8/2010	Yan	16/45
				2011/0067202 A1 *	3/2011	Chou	16/45

* cited by examiner

FIG. 1

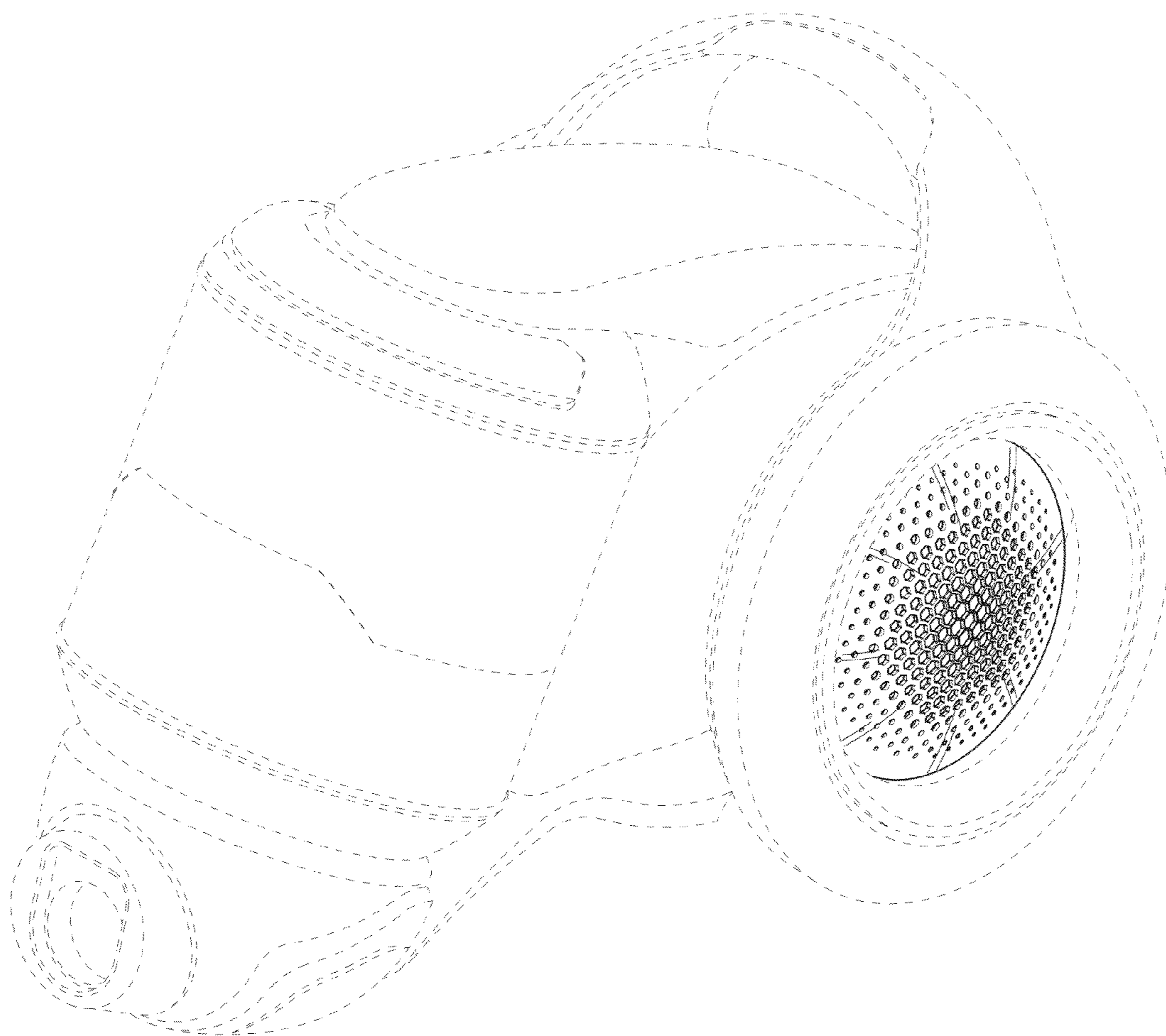


FIG. 2

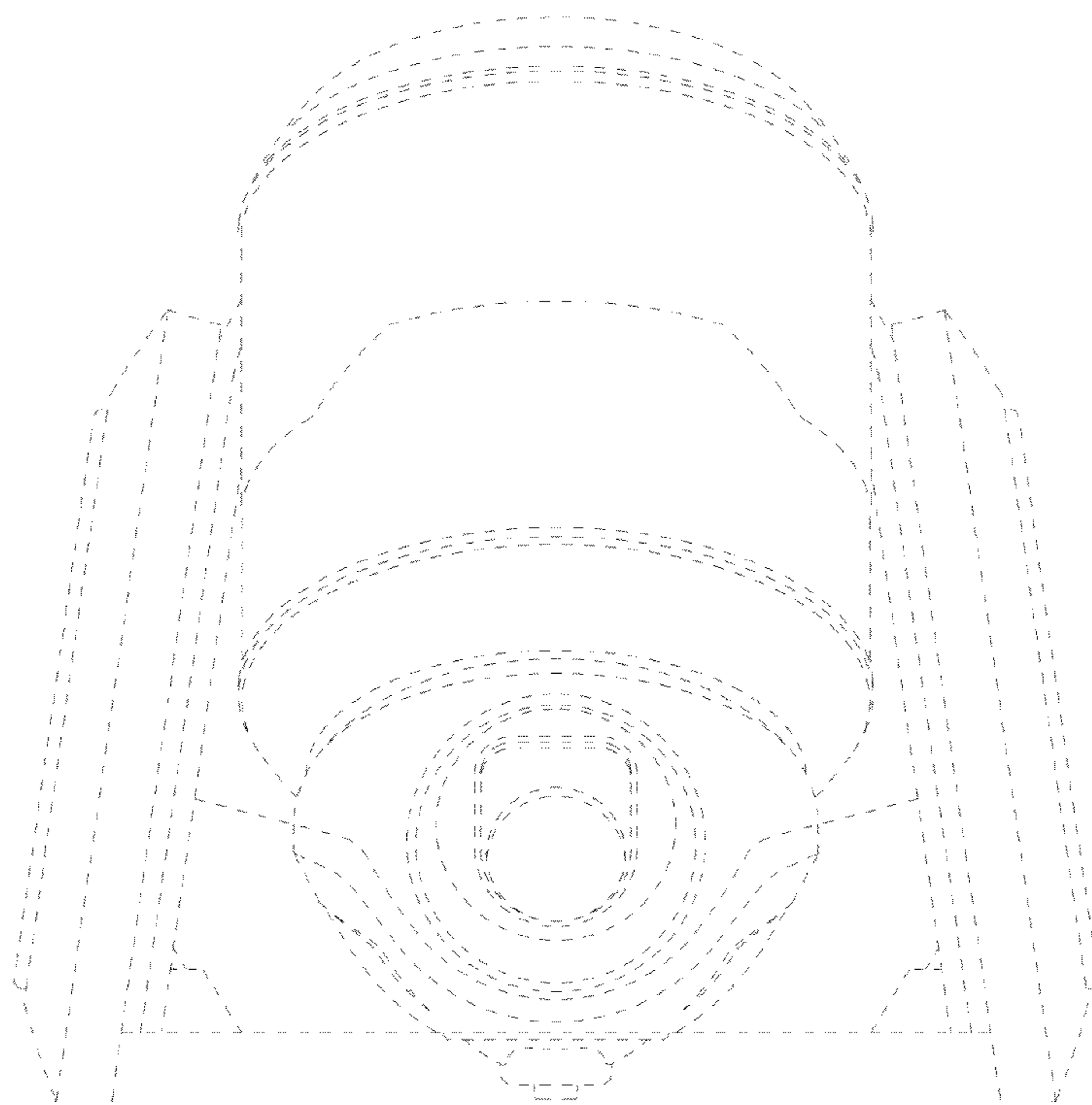


FIG. 3

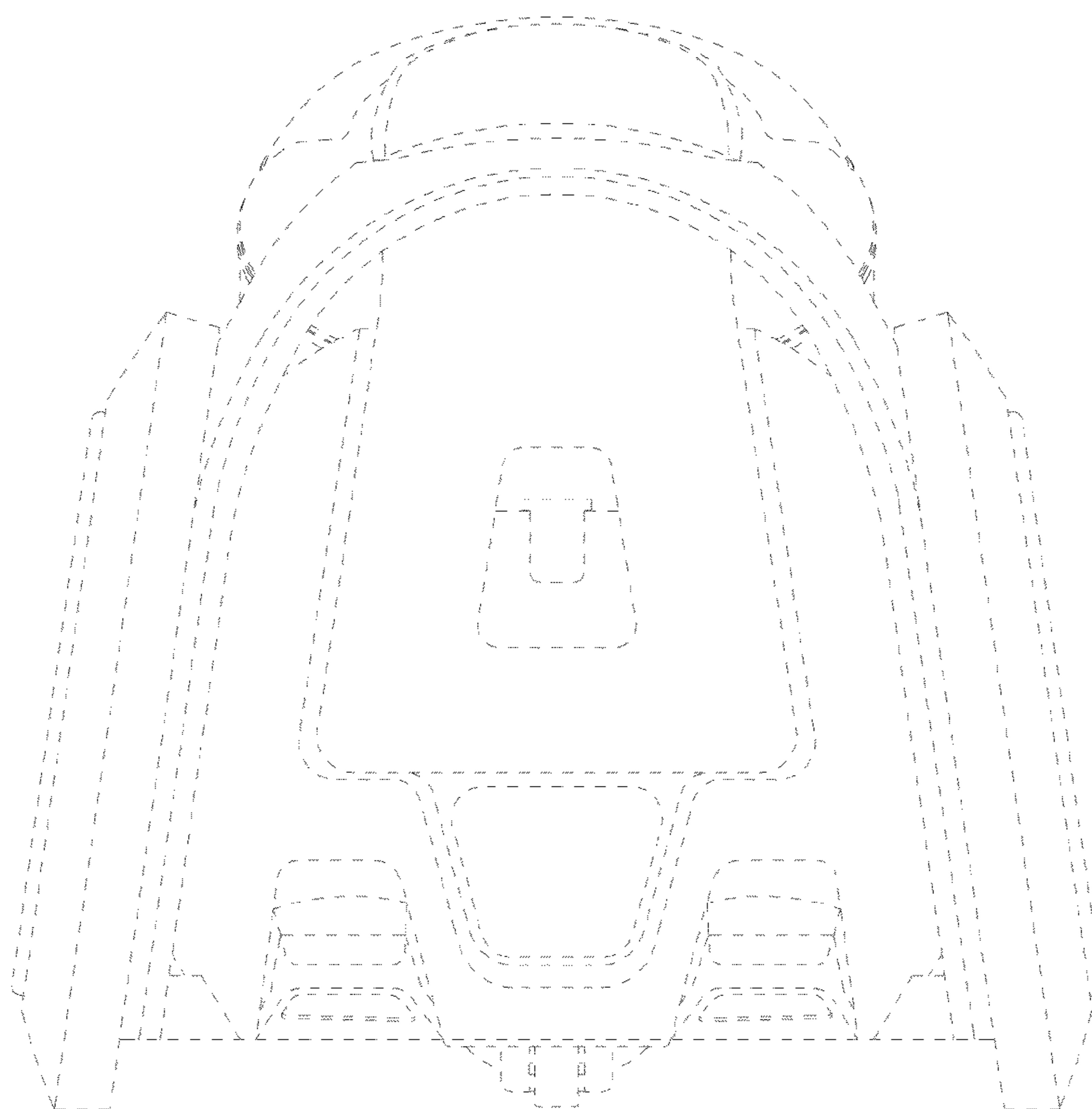


FIG. 4




FIG. 5

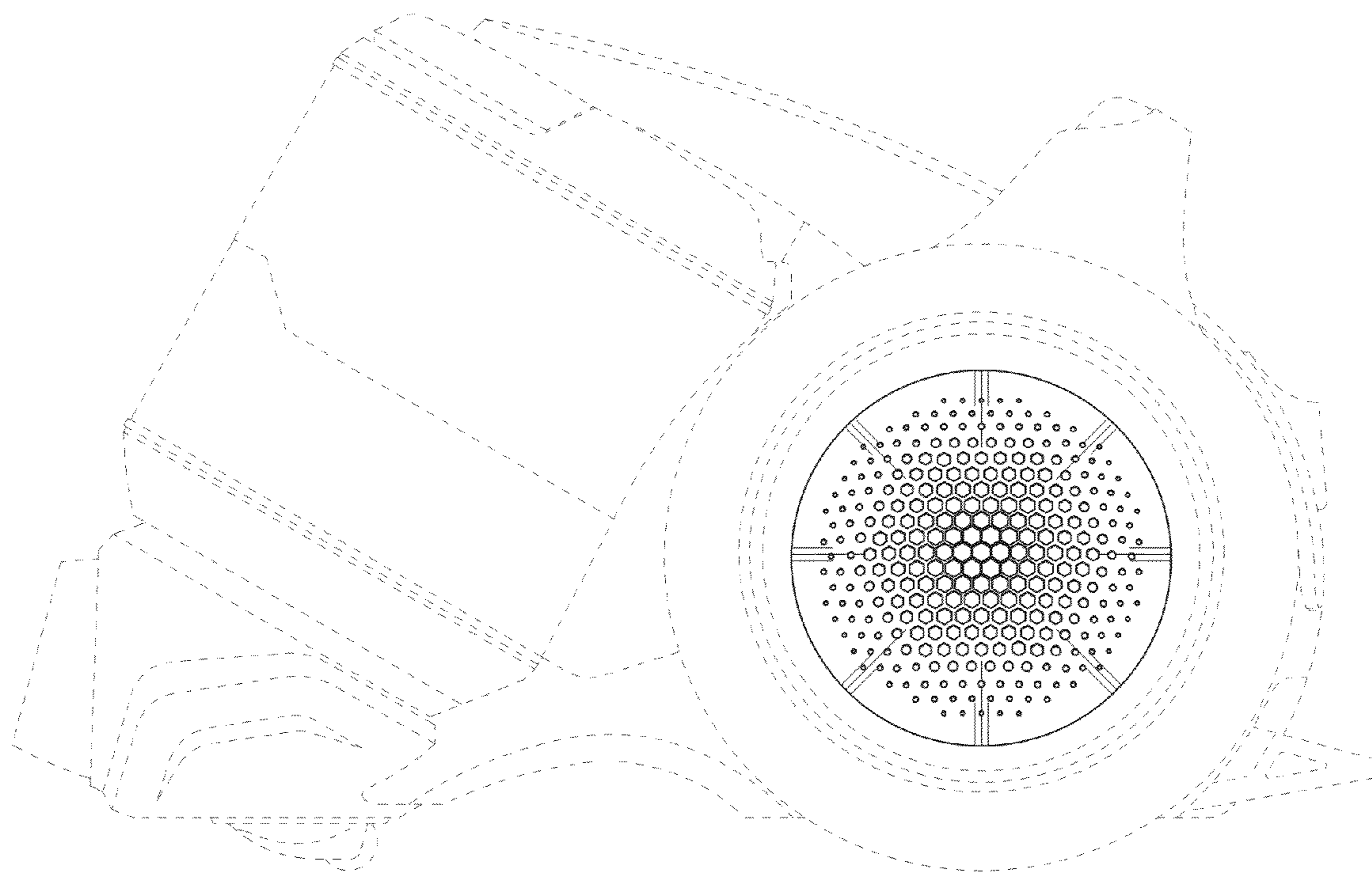


FIG. 6

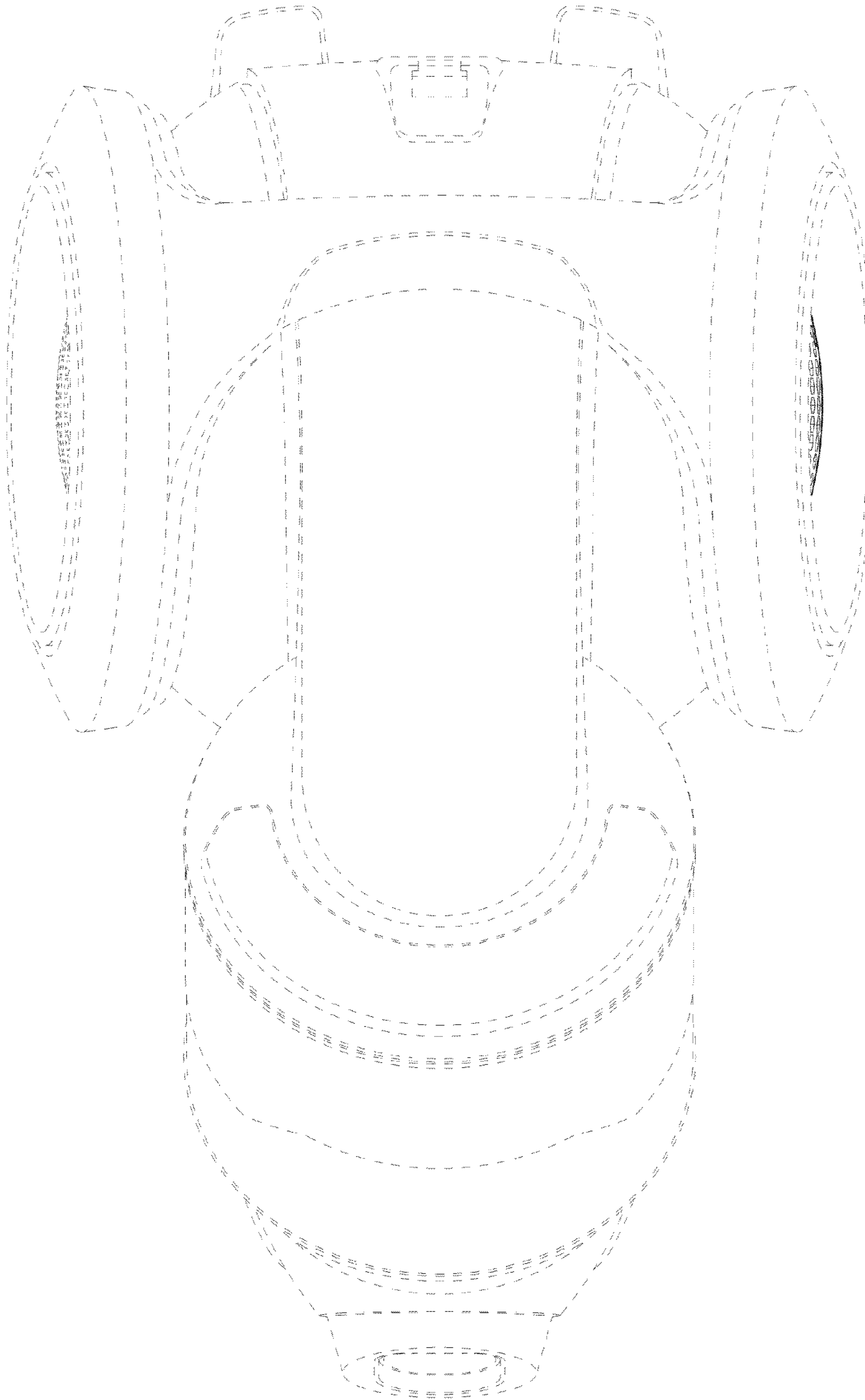


FIG. 7

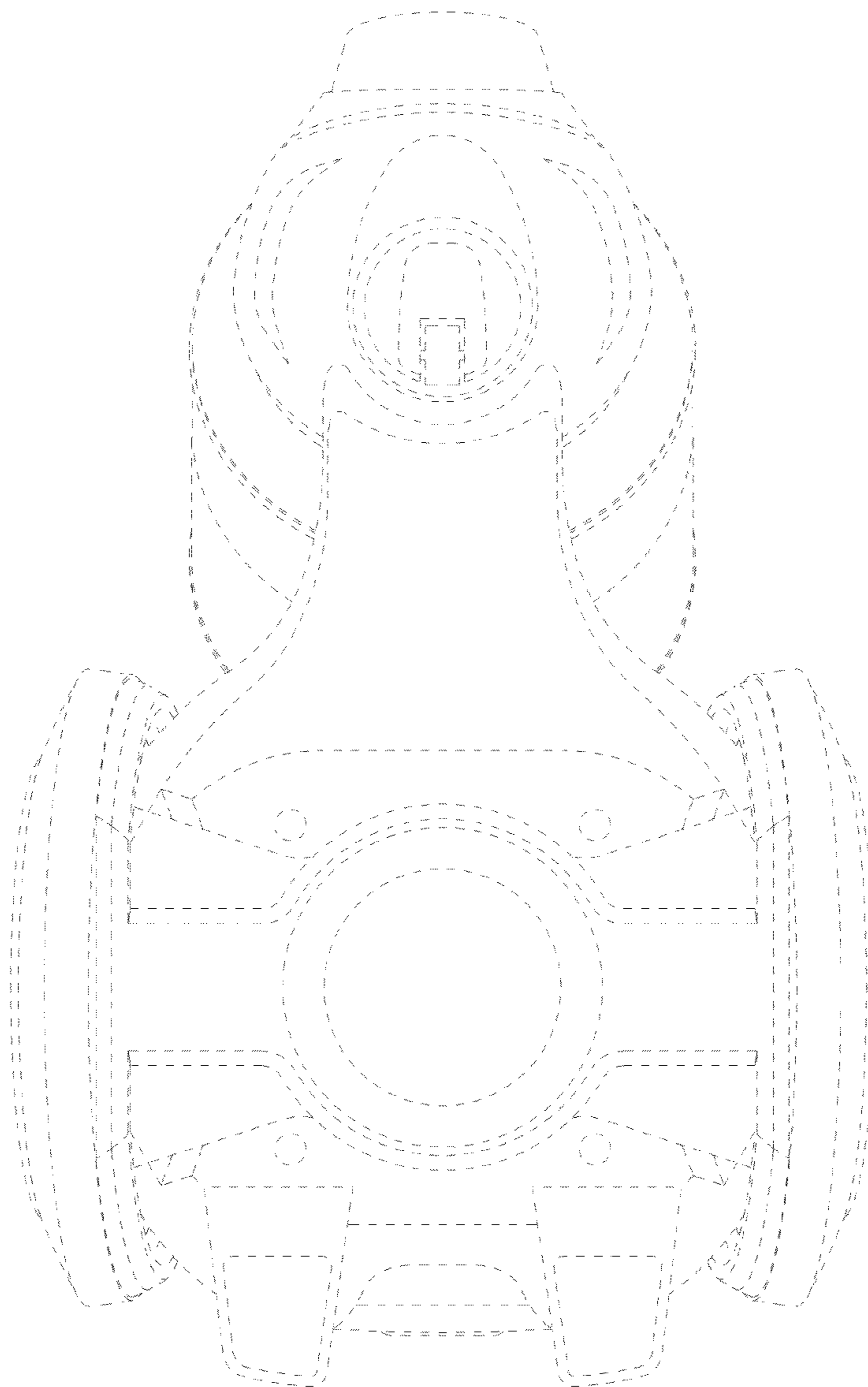


FIG. 8

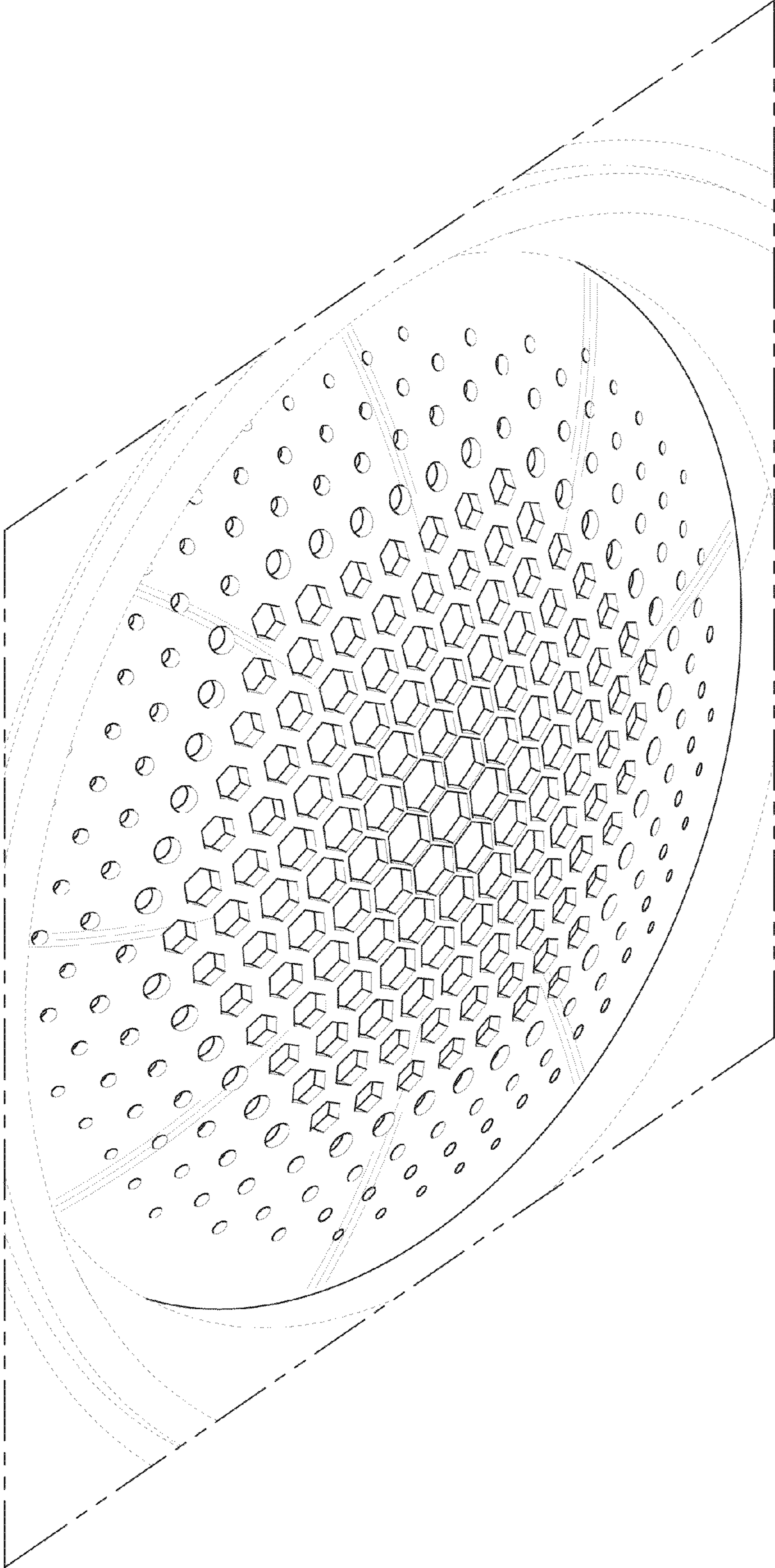


FIG. 9

