



US00D711605S

(12) **United States Design Patent**
Jo et al.

(10) **Patent No.:** **US D711,605 S**
(45) **Date of Patent:** **** Aug. 19, 2014**

(54) **WASHING MACHINE**

(71) Applicant: **Samsung Electronics Co., Ltd.,**
Suwon-Si (KR)

(72) Inventors: **Cheolyeon Jo, Seoul (KR); Hyun Joo**
Sim, Seoul (KR)

(73) Assignee: **Samsung Electronics Co., Ltd.,**
Gyeonggi-do (KR)

(**) Term: **14 Years**

(21) Appl. No.: **29/455,149**

(22) Filed: **May 17, 2013**

(30) **Foreign Application Priority Data**

Dec. 7, 2012 (KR) 30-2012-0059197

(51) **LOC (10) CL.** **15-05**

(52) **U.S. CL.**
USPC **D32/25**

(58) **Field of Classification Search**
USPC D32/1-2, 5-10, 25, 28; 68/3 R, 4, 5 R,
68/12.01, 12.07-12.08, 212; 34/58,
34/87-88, 108, 130-131, 523-524,
34/595-597

See application file for complete search history.

(56) **References Cited**

U.S. PATENT DOCUMENTS

D153,515 S *	4/1949	Sandin	D32/6
D175,019 S *	6/1955	Ferar	D32/6
D289,212 S *	4/1987	Nakamura et al.	D32/6
D300,279 S *	3/1989	Umehara et al.	D32/6
D313,679 S *	1/1991	Sakamoto	D32/6
5,253,493 A *	10/1993	Ohashi	68/4
5,315,847 A *	5/1994	Takeda et al.	68/12.02

5,437,168 A *	8/1995	Mason et al.	68/3 R
D422,387 S *	4/2000	Mutoh et al.	D32/25
D446,890 S *	8/2001	Cho	D32/6
D470,632 S *	2/2003	Oda	D32/6
D503,835 S *	4/2005	Oda	D32/6
D516,258 S *	2/2006	Matsusaki et al.	D32/6
D519,692 S *	4/2006	Jun	D32/6
D537,991 S *	3/2007	Jun	D32/6
D539,995 S *	4/2007	Im	D32/6
D541,491 S *	4/2007	Jun	D32/6
D547,915 S *	7/2007	Jun	D32/6
D597,712 S *	8/2009	Jeon et al.	D32/6
D599,509 S *	9/2009	Jeon et al.	D32/6
7,934,400 B2 *	5/2011	Yoo et al.	68/3 R
2006/0107702 A1 *	5/2006	Kim	68/3 R
2006/0168895 A1 *	8/2006	Bienick et al.	49/501
2008/0011024 A1 *	1/2008	Won	68/212
2009/0229320 A1 *	9/2009	Yoo et al.	68/3 R

* cited by examiner

Primary Examiner — T. Chase Nelson

Assistant Examiner — Kathleen M Sims

(74) *Attorney, Agent, or Firm* — Harness, Dickey & Pierce

(57) **CLAIM**

The ornamental design for a washing machine, as shown and described.

DESCRIPTION

FIG. 1 is the front/right-side/top perspective view of a washing machine showing our new design;
FIG. 2 is the front elevational view thereof;
FIG. 3 is the rear elevational view thereof;
FIG. 4 is the left-side elevational view thereof;
FIG. 5 is the right-side elevational view thereof;
FIG. 6 is the top plan view thereof; and,
FIG. 7 is the bottom plan view thereof.
The broken lines shown in the drawings represent unclaimed portions of washing machine.

1 Claim, 7 Drawing Sheets

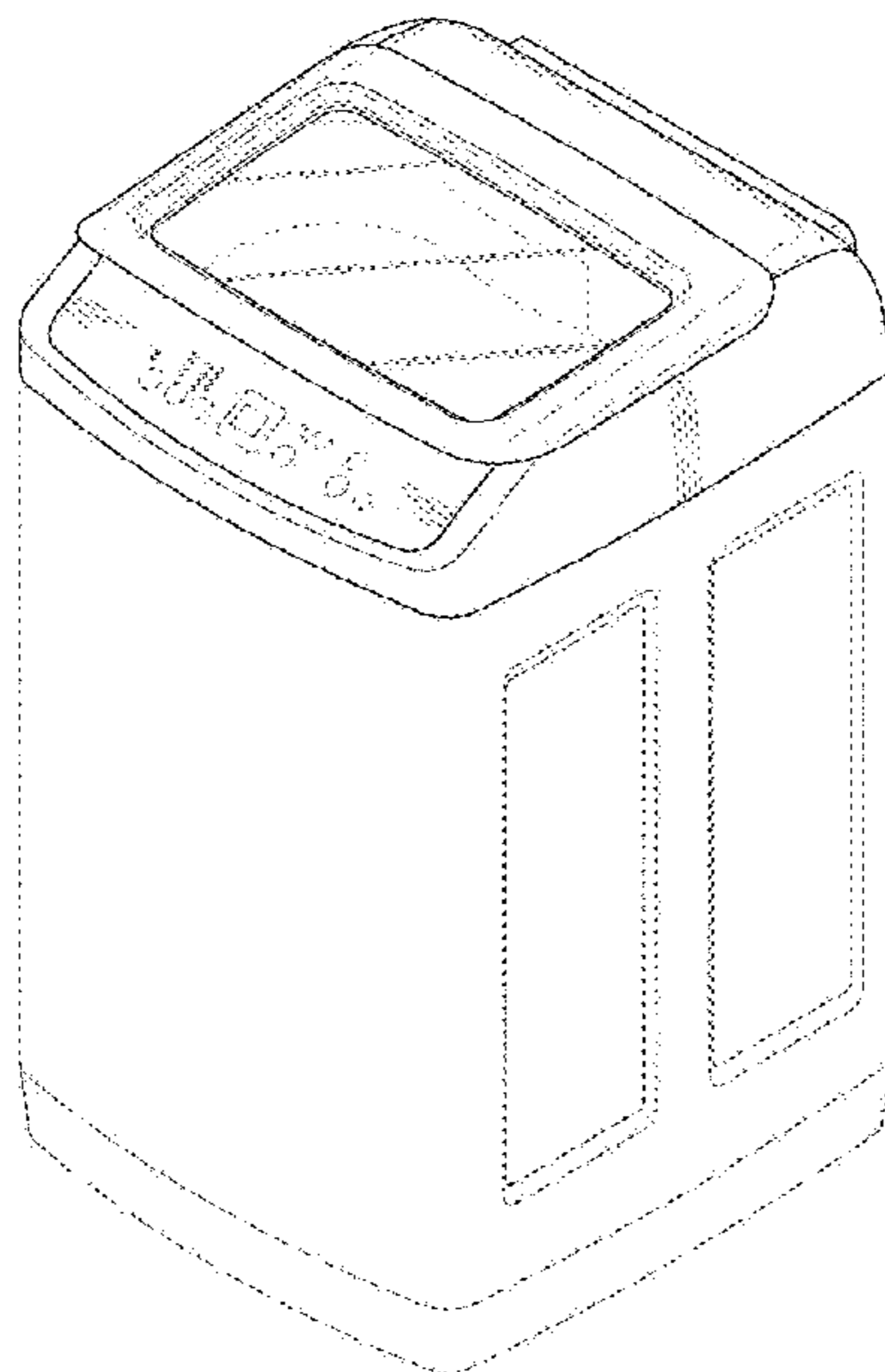


FIG. 1

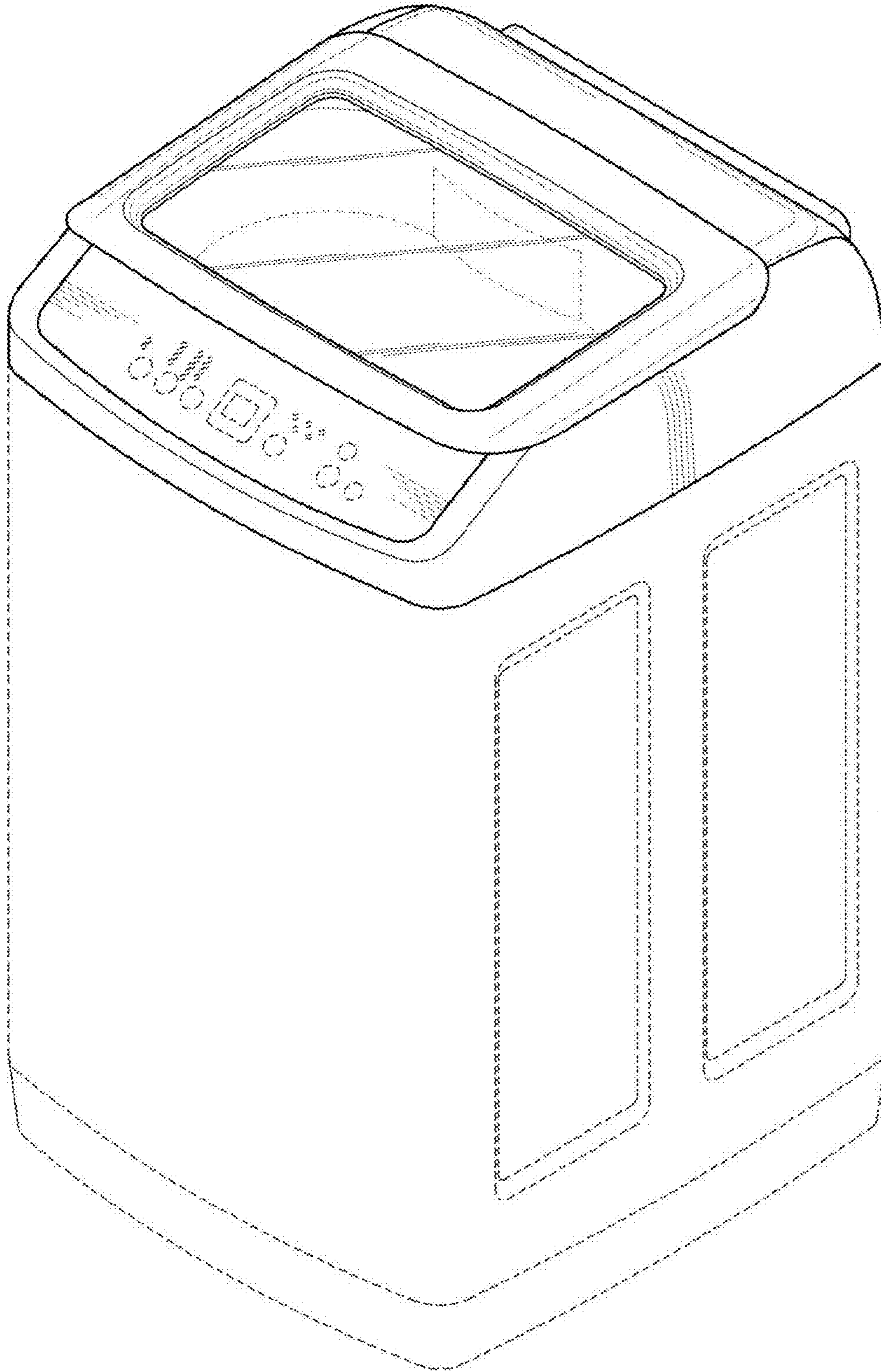


FIG. 2




FIG. 3




FIG. 4

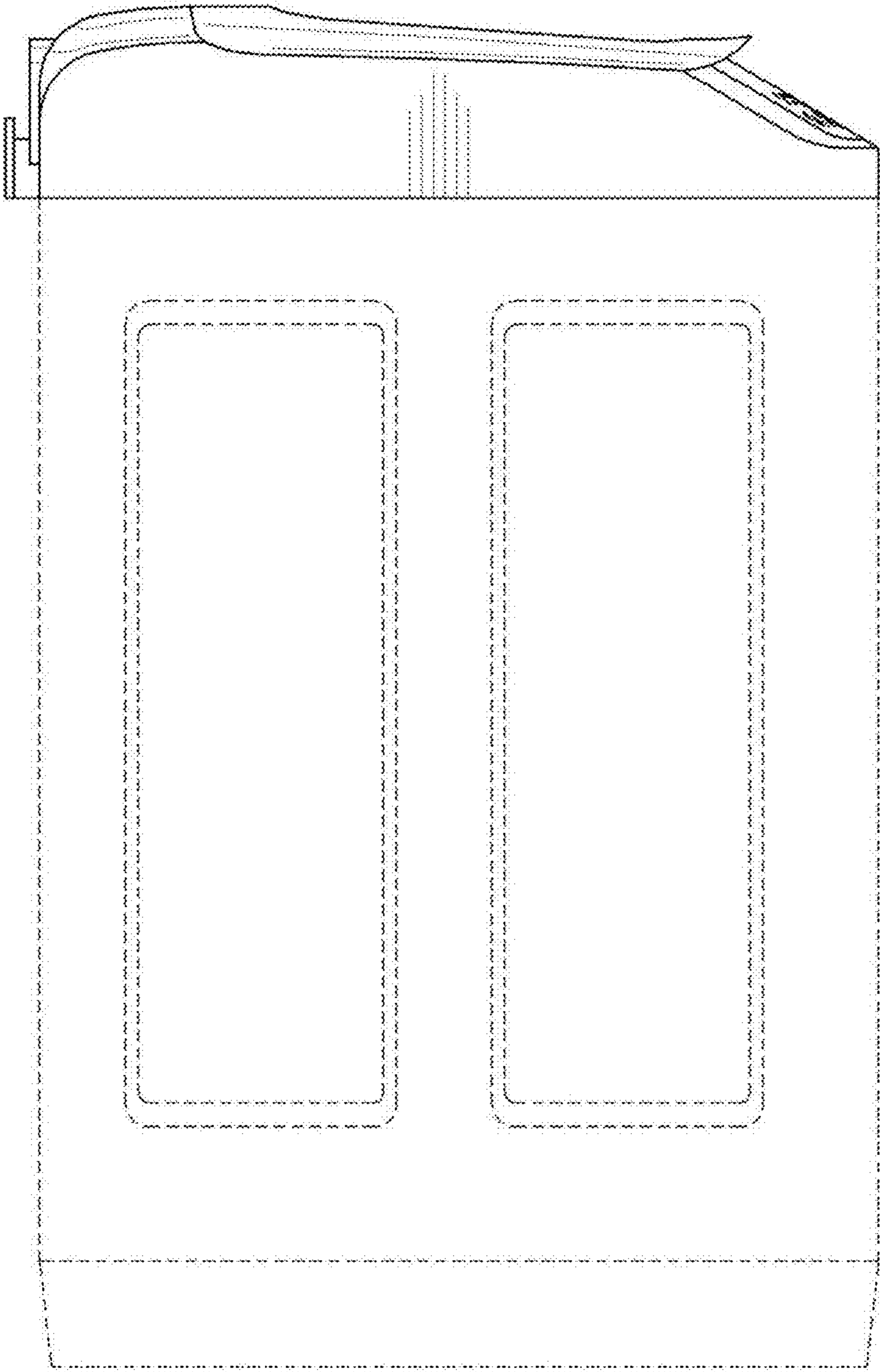


FIG. 5

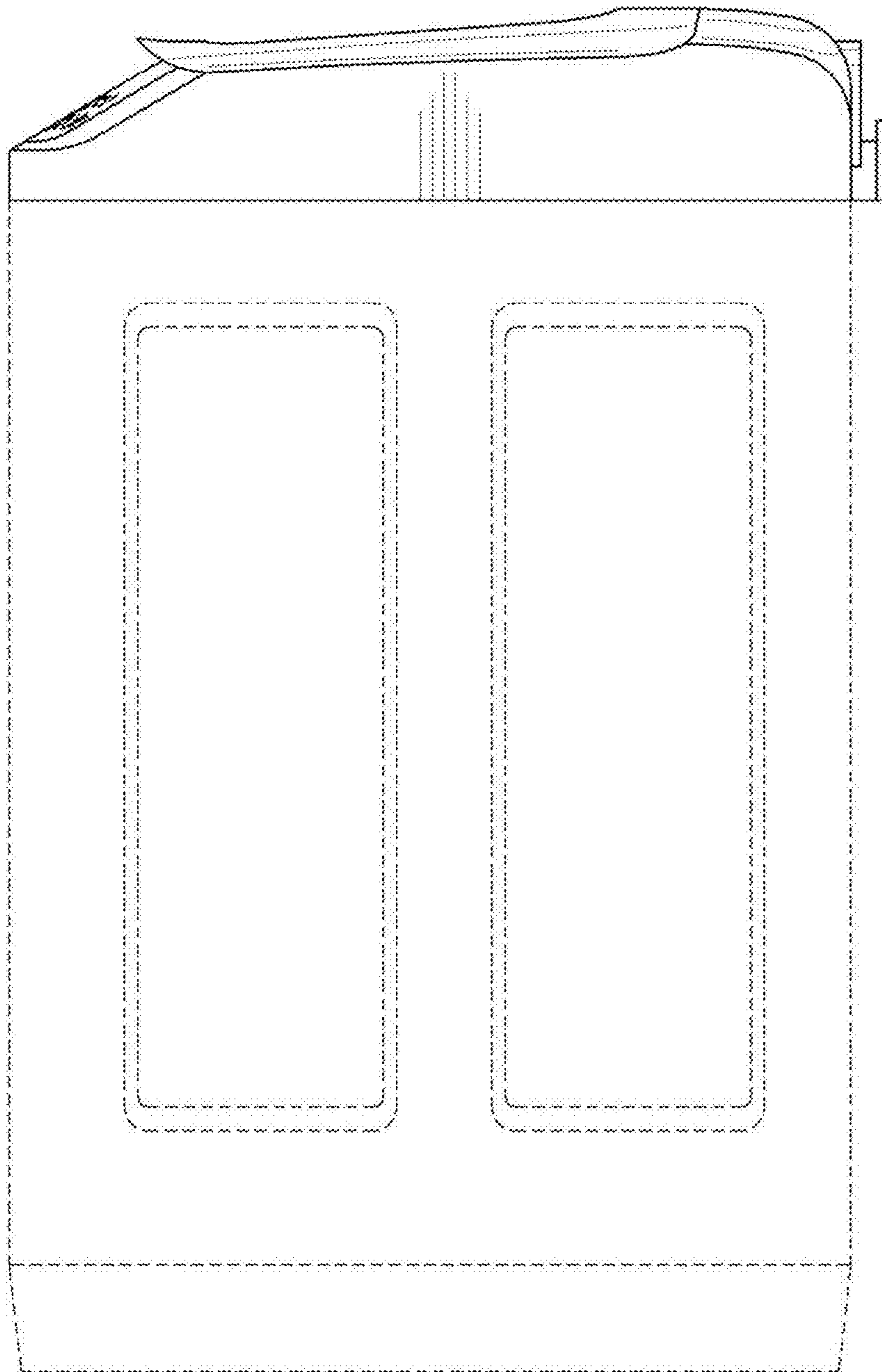


FIG. 6

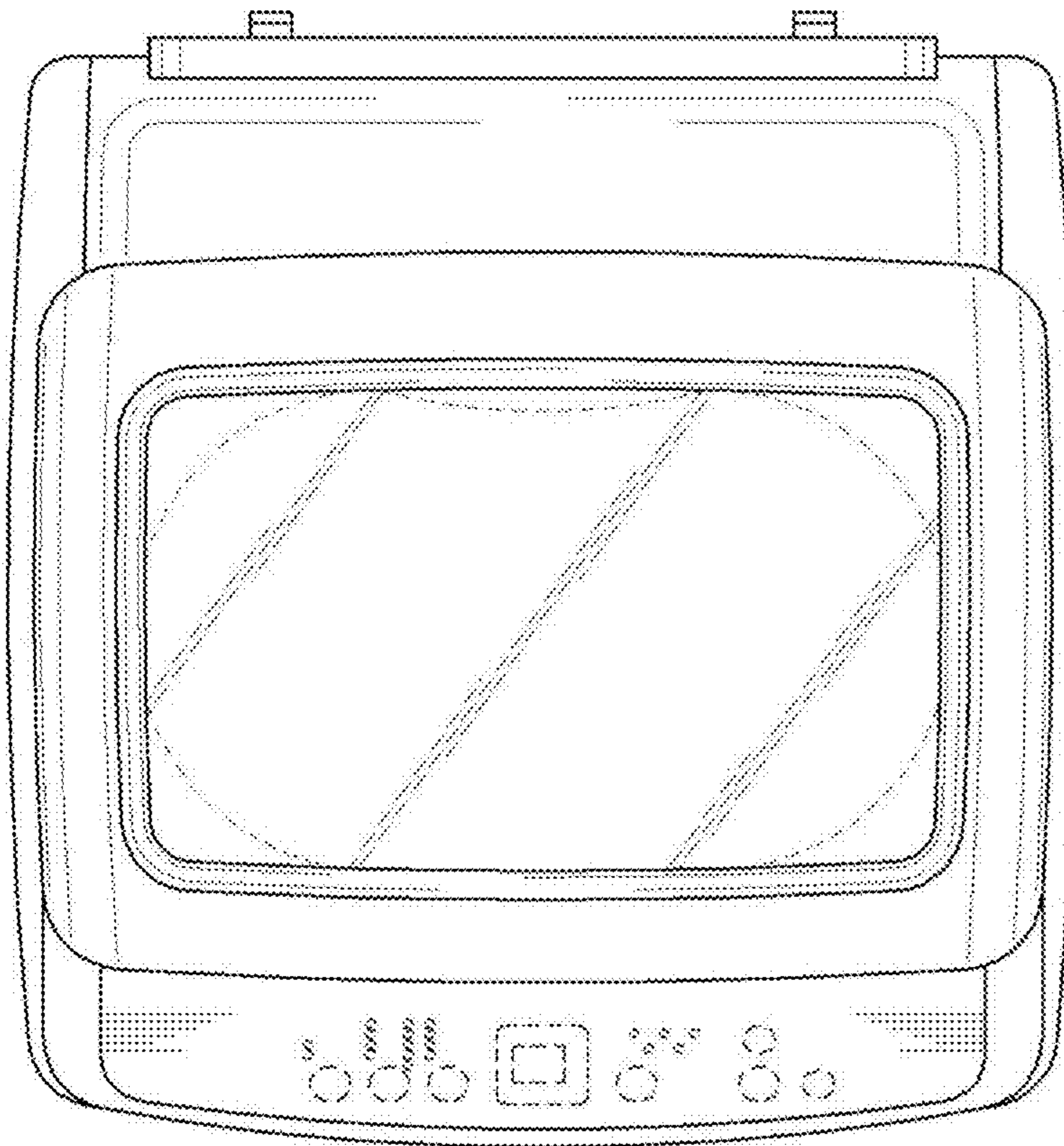


FIG. 7

