



US00D711600S

(12) **United States Design Patent**
Byrne

(10) **Patent No.:** **US D711,600 S**

(45) **Date of Patent:** **** Aug. 19, 2014**

(54) **ROPE MAN PET TOY**

(71) Applicant: **C. B. Worldwide, Inc.**, Mammoth
Lakes, CA (US)

(72) Inventor: **Charles A. Byrne**, Mammoth Lakes, CA
(US)

(73) Assignee: **C.B. Worldwide, Inc.**, Mammoth Lakes,
CA (US)

(**) Term: **14 Years**

(21) Appl. No.: **29/448,305**

(22) Filed: **Mar. 11, 2013**

(51) **LOC (10) Cl.** **30-99**

(52) **U.S. Cl.**
USPC **D30/160; D21/624**

(58) **Field of Classification Search**
USPC **D30/160; D21/621, 624; 119/702,**
119/706-711

See application file for complete search history.

(56) **References Cited**

U.S. PATENT DOCUMENTS

D62,489 S * 6/1923 Lange D21/624
D72,380 S * 4/1927 Mannel D21/624

D138,026 S * 6/1944 Donahue D21/624
D169,802 S * 6/1953 Carver D21/624
D171,733 S * 3/1954 Roberts D21/624
3,722,070 A * 3/1973 Shiner 29/433
D436,147 S * 1/2001 Barnes D21/624
D452,593 S * 12/2001 Kaplan D30/160
D495,101 S * 8/2004 Oblack D30/160

* cited by examiner

Primary Examiner — Cathy A MacCormac

(74) *Attorney, Agent, or Firm* — Martino Patent Law


(57) **CLAIM**

The ornamental design for a rope man pet toy, as shown and described.

DESCRIPTION

FIG. 1 is a front perspective view of a rope man pet toy embodying my new design;
FIG. 2 is a front elevational view thereof;
FIG. 3 is a rear elevational view thereof;
FIG. 4 is a right side elevational view thereof;
FIG. 5 is a left side elevation view thereof;
FIG. 6 is a top view thereof; and,
FIG. 7 is a bottom view thereof.
Portions of the rope man pet toy are shown in broken lines for illustrative purposes only and form no part of the claimed design.

1 Claim, 3 Drawing Sheets



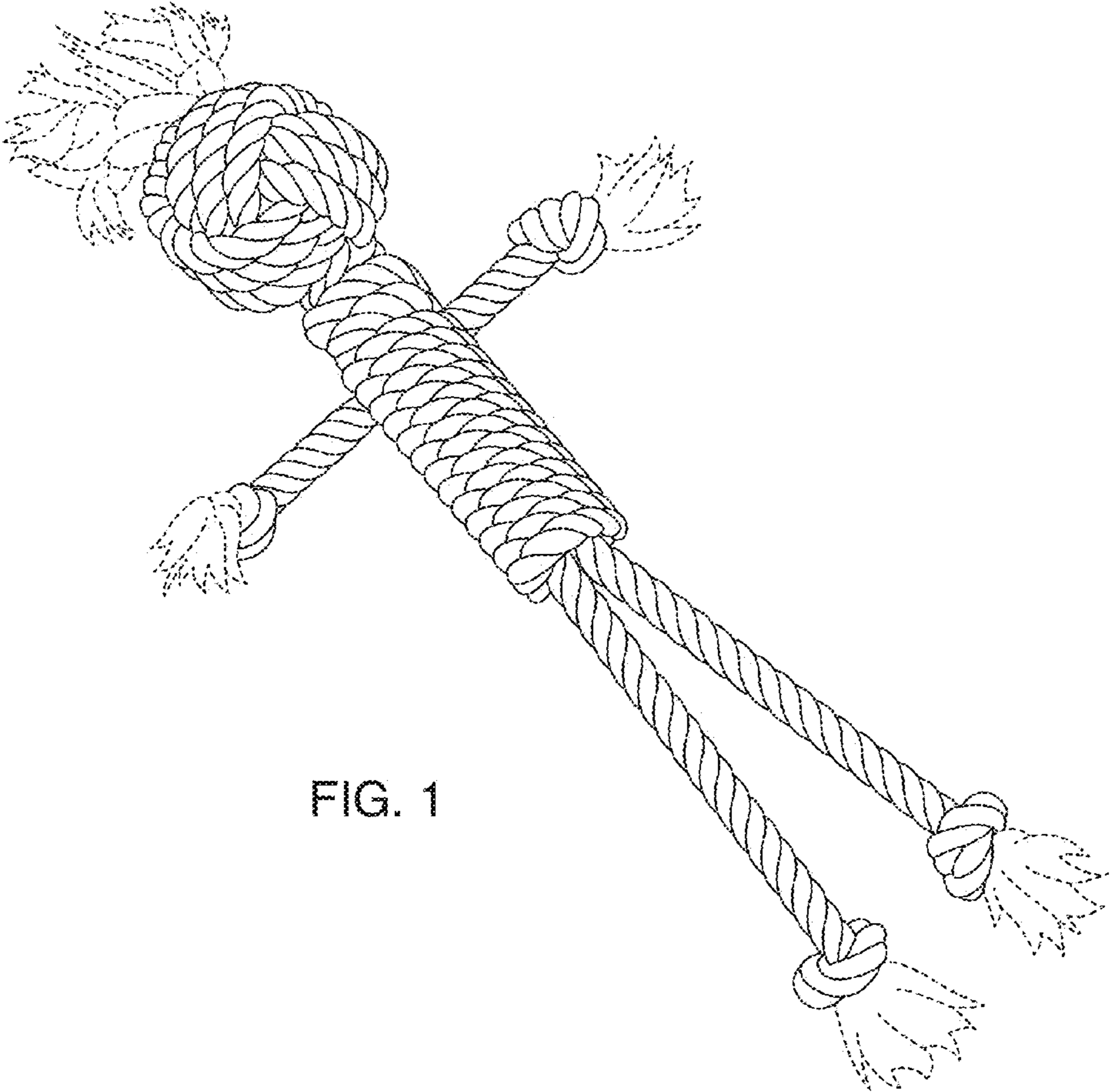


FIG. 1




FIG. 2




FIG. 3

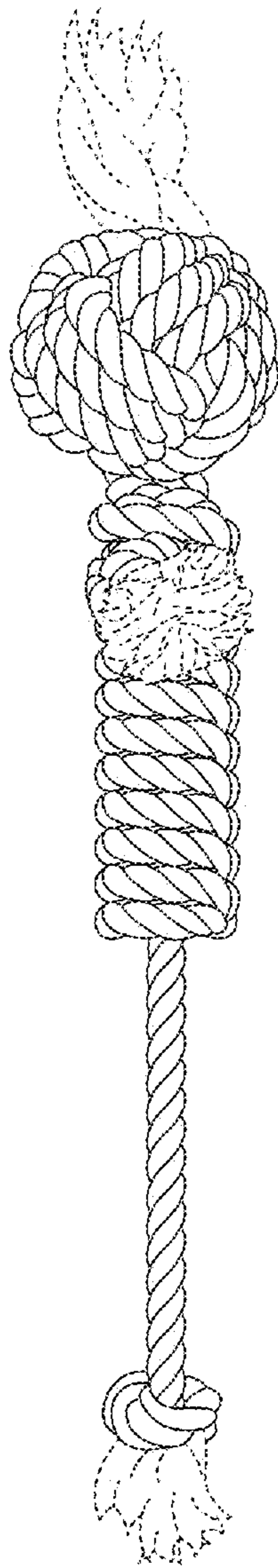


FIG. 4

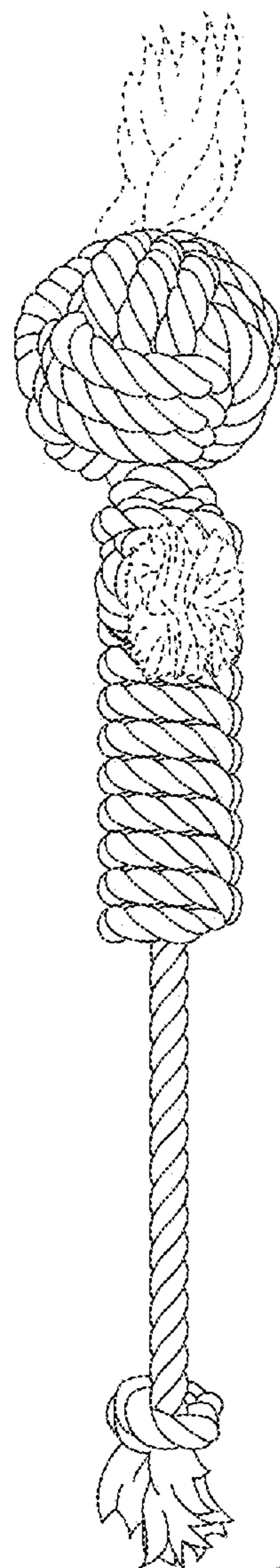


FIG. 5

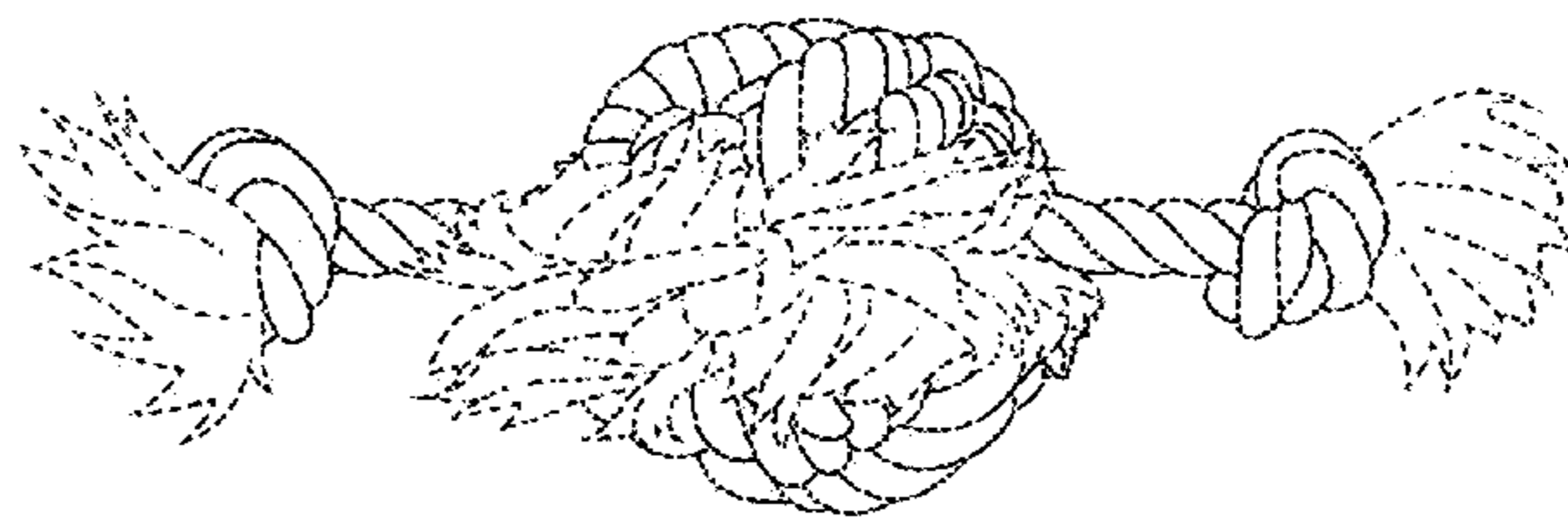


FIG. 6

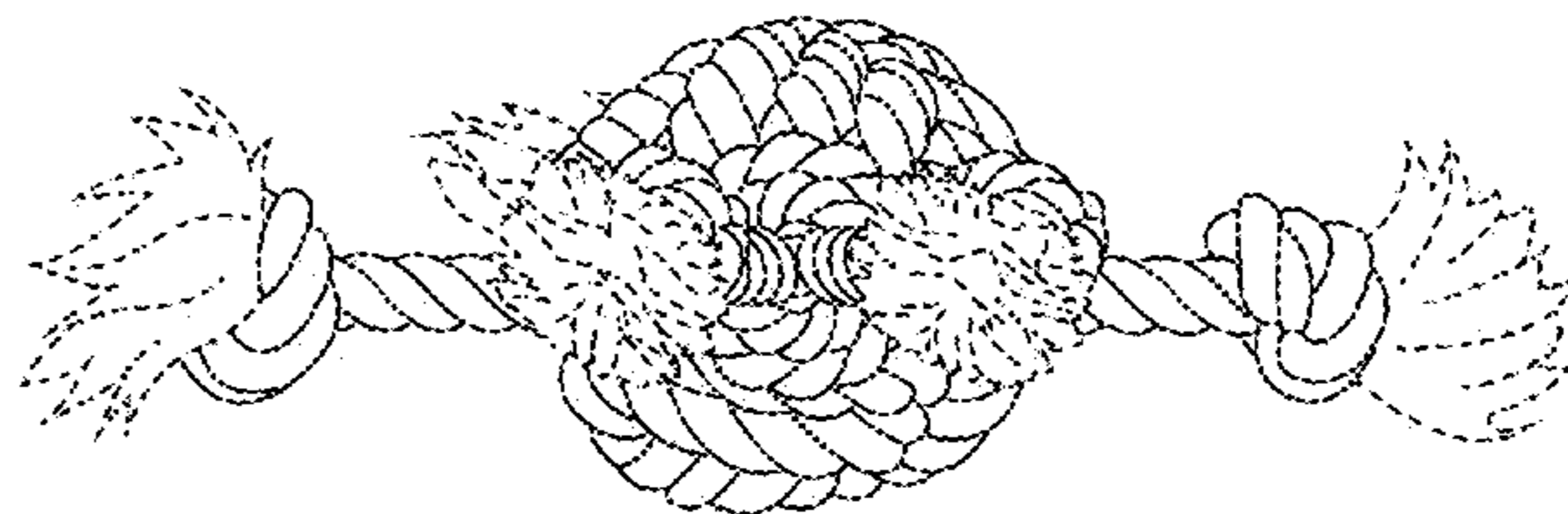


FIG. 7