



US00D711594S

(12) **United States Design Patent**  
**Palmer et al.**

(10) **Patent No.:** **US D711,594 S**  
(45) **Date of Patent:** **\*\* Aug. 19, 2014**

(54) **CLIPPER HEAD**

(71) Applicants: **Bradley Palmer**, Chicago, IL (US);  
**Chenglin Zheng**, Henan Province (CN)

(72) Inventors: **Bradley Palmer**, Chicago, IL (US);  
**Chenglin Zheng**, Henan Province (CN)

(73) Assignee: **Medline Industries, Inc.**, Mundelein, IL (US)

(\*\*) Term: **14 Years**

(21) Appl. No.: **29/446,422**

(22) Filed: **Feb. 22, 2013**

(51) **LOC (10) Cl.** ..... **28-03**

(52) **U.S. Cl.**  
USPC ..... **D28/54**

(58) **Field of Classification Search**  
USPC ..... D28/49-54, 44-48; 30/34.05, 32, 34.1,  
30/34.2, 43-43.92, 526-527, 44-45, 341,  
30/272.1, 226-227, 231, 233-233.5  
See application file for complete search history.

(56) **References Cited**

**U.S. PATENT DOCUMENTS**

D342,345 S	12/1993	Yonezawa	
D451,639 S *	12/2001	Lior	D28/44
D566,898 S	4/2008	Hara	
D567,444 S *	4/2008	Giannini	D28/54
D567,445 S *	4/2008	Giannini	D28/54

D567,446 S	4/2008	Hara et al.	
D583,098 S *	12/2008	Giannini	D28/54
D602,636 S *	10/2009	Lothar et al.	D28/54
D624,244 S *	9/2010	Giannini	D28/54
D628,743 S *	12/2010	Shoavi	D28/52
2003/0145469 A1 *	8/2003	Ogawa et al.	30/210

**FOREIGN PATENT DOCUMENTS**

EP 1932633 B1 3/2010

\* cited by examiner

*Primary Examiner* — Jennifer Rivard

(74) *Attorney, Agent, or Firm* — McAndrews Held & Malloy, Ltd.

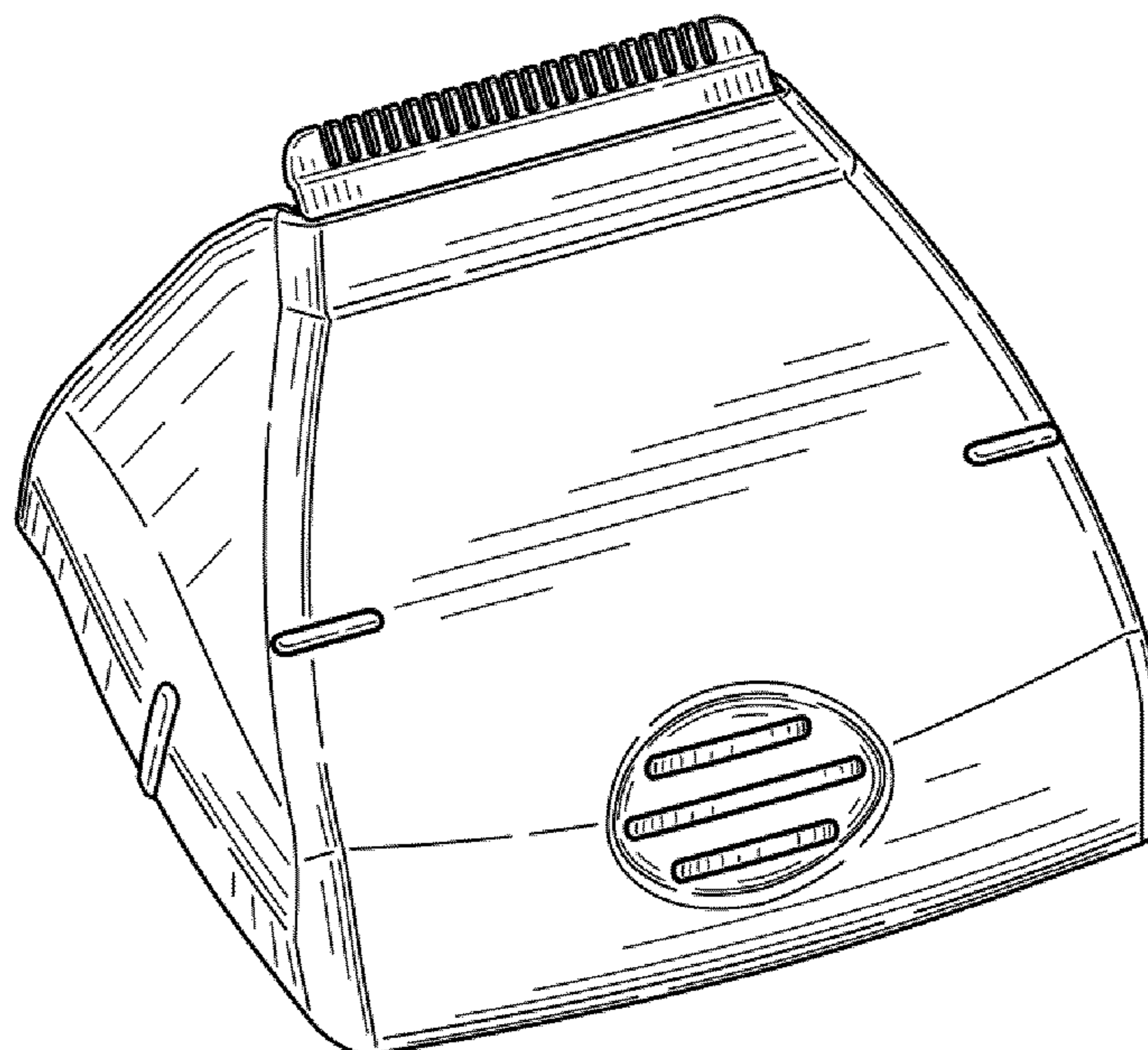
(57) **CLAIM**

The ornamental design for a clipper head, as shown and described.

**DESCRIPTION**

FIG. 1 is a front perspective view of a clipper head showing our new design;  
FIG. 2 is a rear perspective view thereof;  
FIG. 3 is a rear elevation view thereof;  
FIG. 4 is a front elevation view thereof;  
FIG. 5 is a left side elevation view thereof;  
FIG. 6 is a right side elevation view thereof;  
FIG. 7 is a top plan view thereof; and,  
FIG. 8 is a bottom plan view thereof.  
The dot dash lines in the figures represent an unclaimed boundary line and form no part of the claimed design.

**1 Claim, 1 Drawing Sheet**



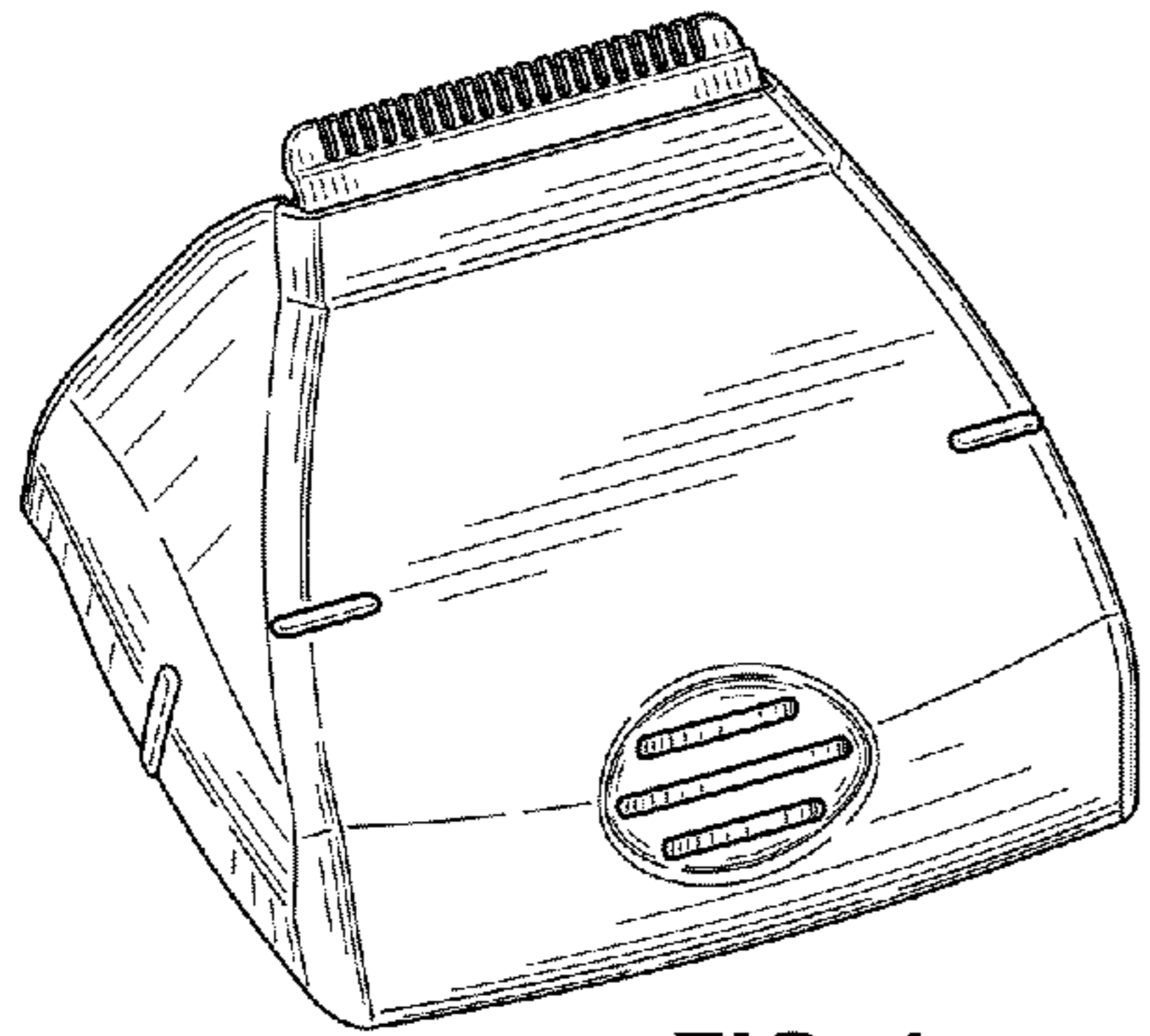


FIG. 1

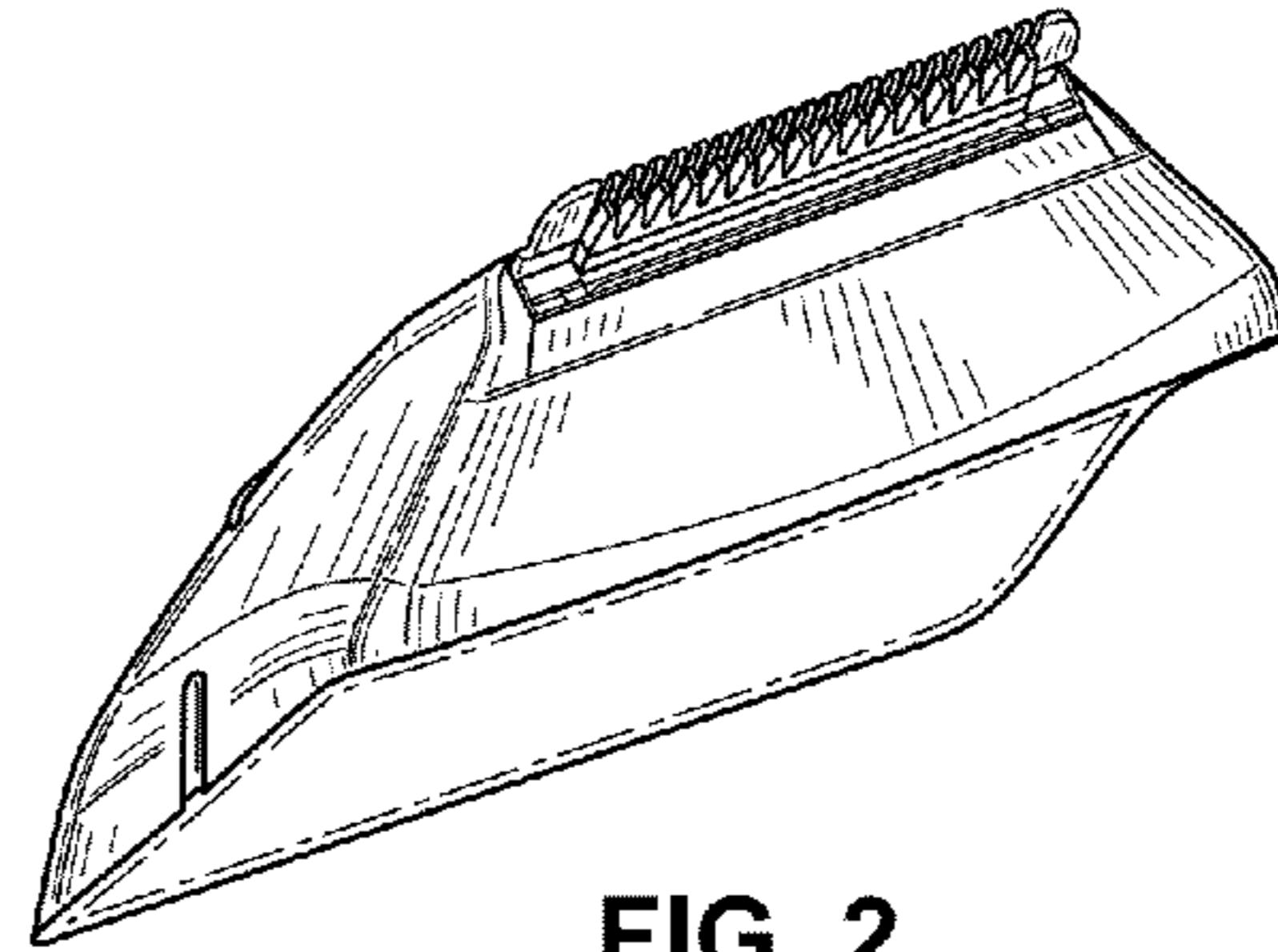


FIG. 2

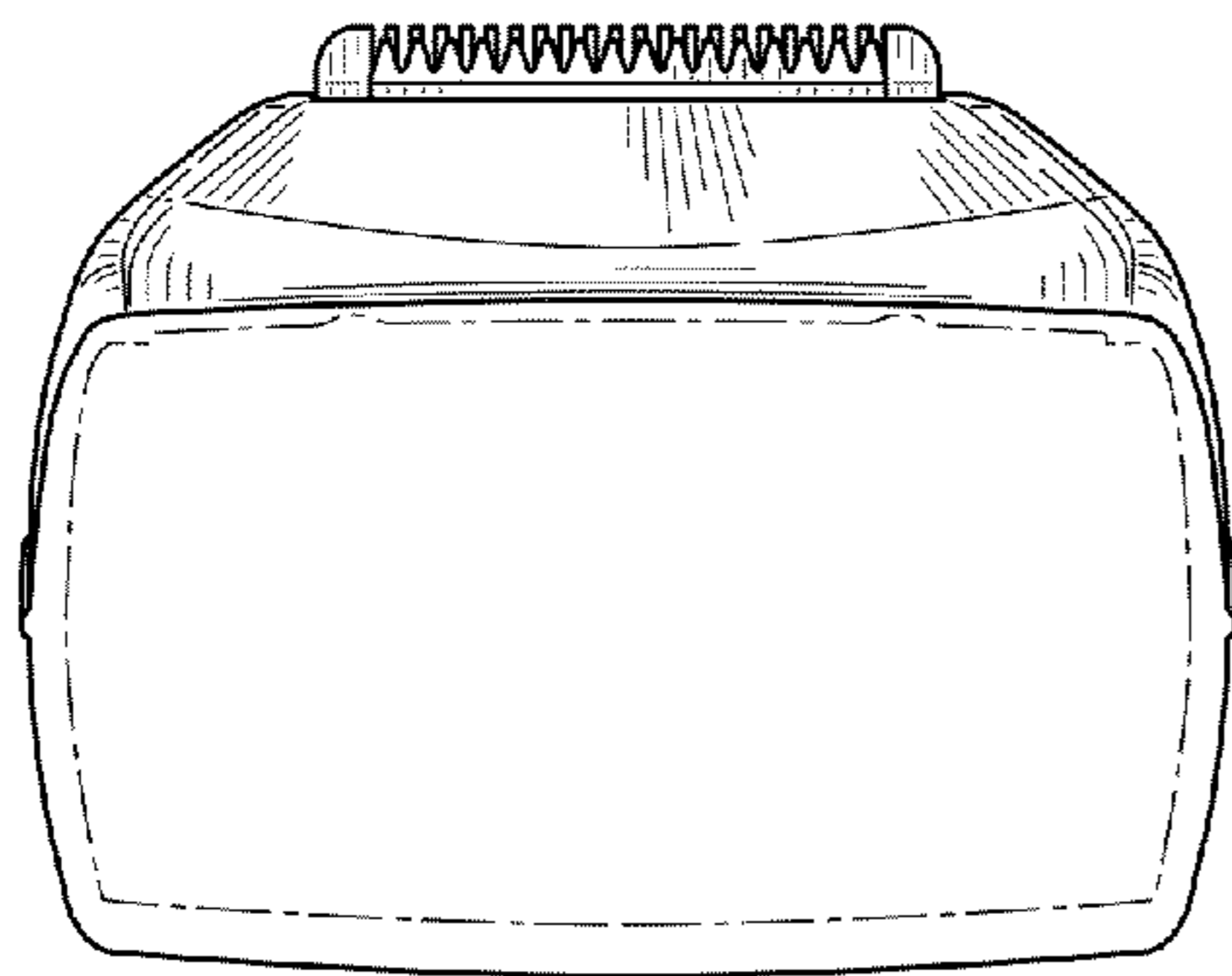


FIG. 3




FIG. 4

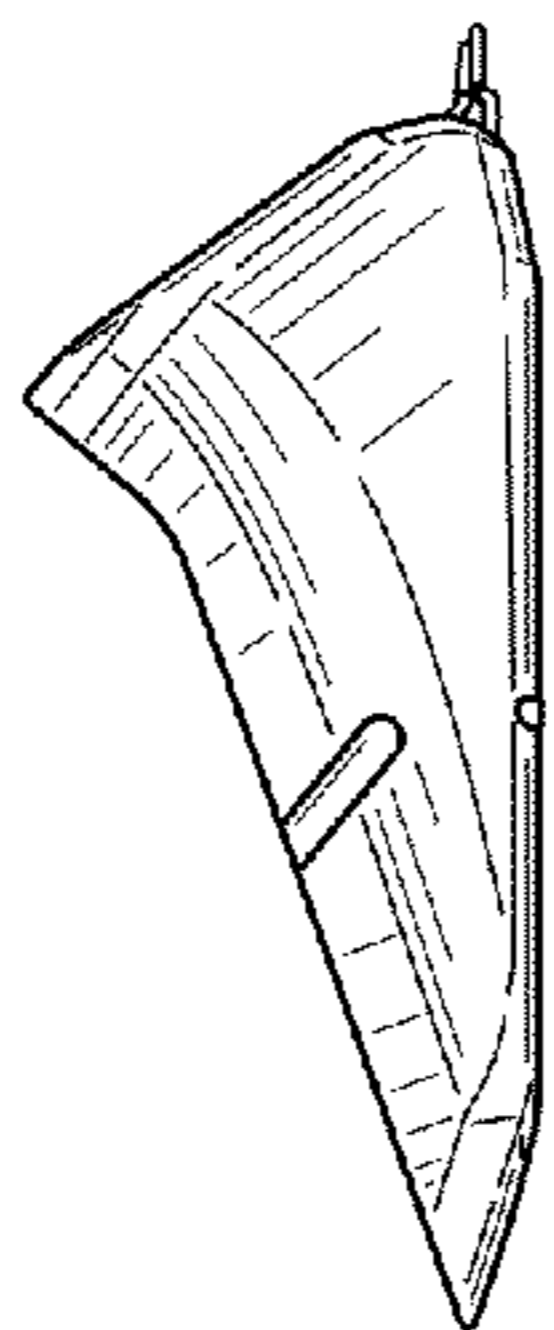


FIG. 5

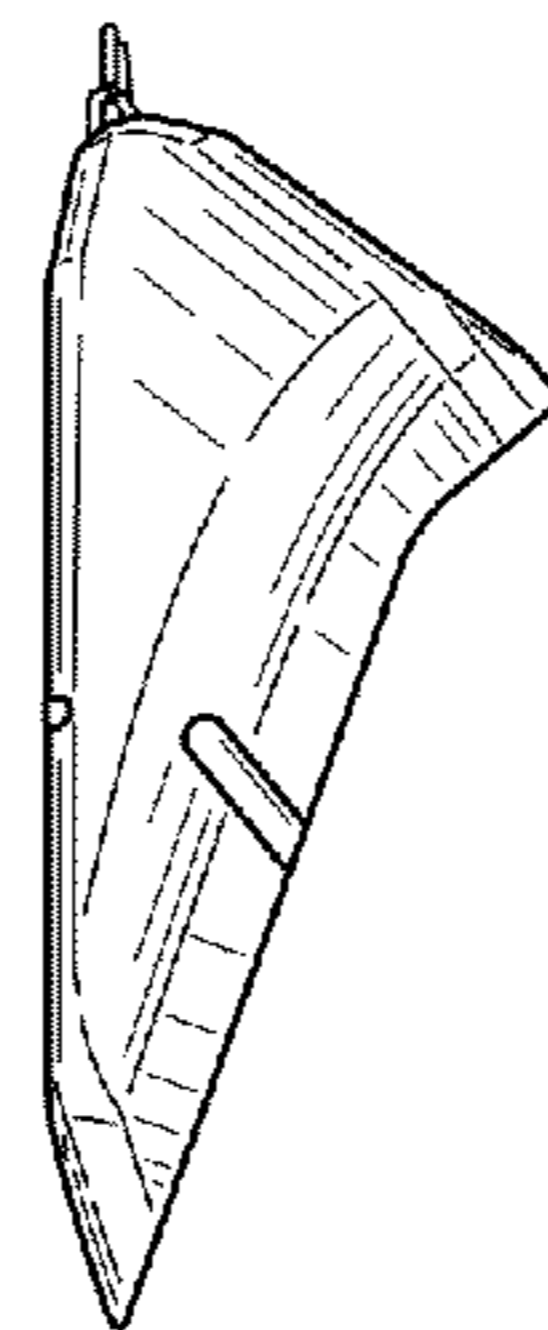


FIG. 6

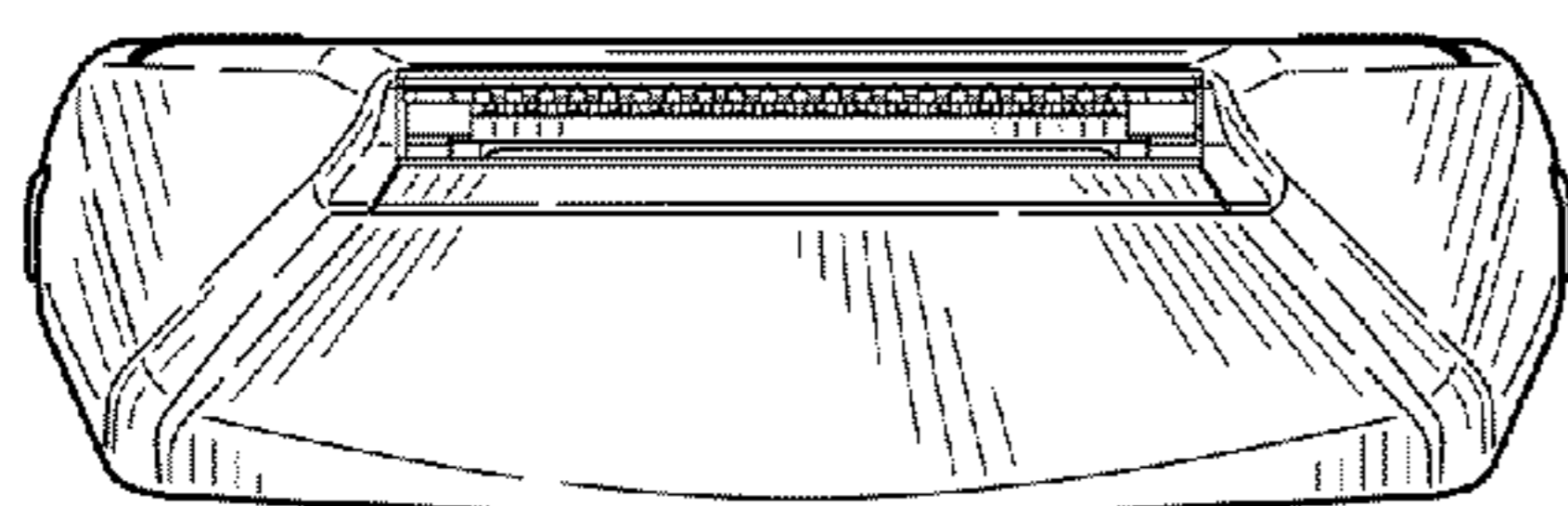


FIG. 7



FIG. 8