



US00D711568S

(12) **United States Design Patent**  
**Muntada Roura**

(10) **Patent No.:** **US D711,568 S**

(45) **Date of Patent:** **\*\* Aug. 19, 2014**

(54) **REAR LIGHTS FOR A VEHICLE**

(71) Applicant: **Audi AG**, Ingolstadt (DE)

(72) Inventor: **Cesar Muntada Roura**, Pfaffenhofen an der Ilm (DE)

(73) Assignee: **Audi AG**, Ingolstadt (DE)

(\*\*) Term: **14 Years**

(21) Appl. No.: **29/439,431**

(22) Filed: **Dec. 11, 2012**

(30) **Foreign Application Priority Data**

Jun. 11, 2012 (EM) ..... 002055111-0002

(51) **LOC (10) Cl.** ..... **26-06**

(52) **U.S. Cl.**  
USPC ..... **D26/28**

(58) **Field of Classification Search**  
USPC ..... D26/28-36; 362/459-468, 475-478,  
362/485-487

See application file for complete search history.

(56) **References Cited**

U.S. PATENT DOCUMENTS

D542,445 S \* 5/2007 Matsunami ..... D26/28  
D550,380 S \* 9/2007 Lin ..... D26/28  
D562,477 S \* 2/2008 Hsu ..... D26/28  
D570,015 S \* 5/2008 Hsu ..... D26/28

\* cited by examiner

*Primary Examiner* — Marcus Jackson

(74) *Attorney, Agent, or Firm* — Lucas & Mercanti, LLP;  
Klaus P. Stoffel

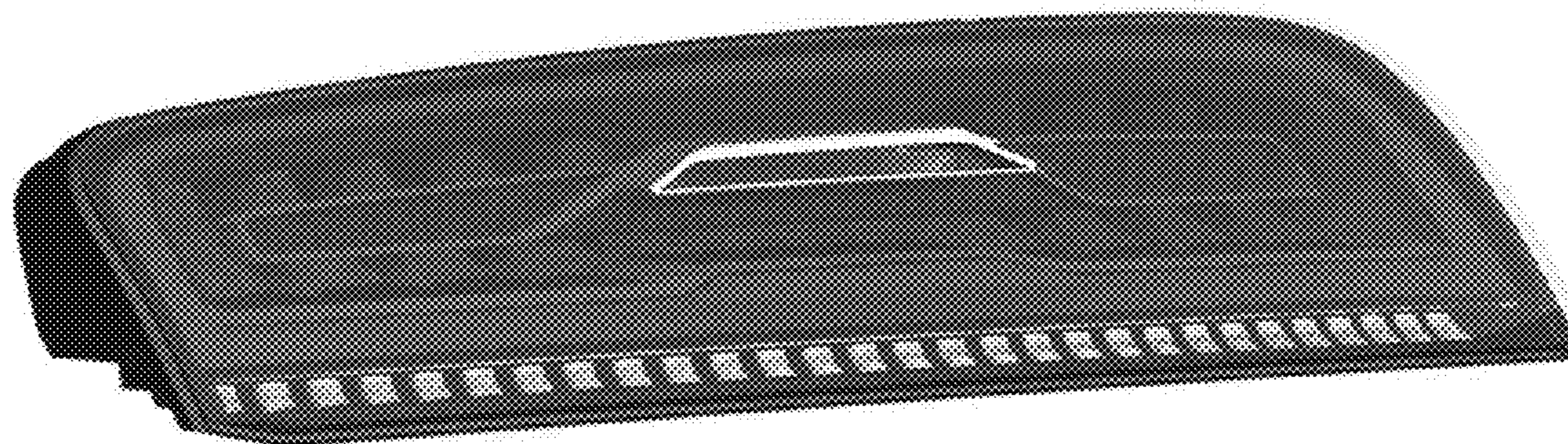
(57) **CLAIM**

The ornamental design for rear lights for a vehicle, as shown and described.

**DESCRIPTION**

FIG. 1 is a perspective front view of the rear lights of the present invention;  
FIG. 2 is a right side view thereof;  
FIG. 3 is a left side view thereof;  
FIG. 4 is a front view thereof;  
FIG. 5 is a rear view thereof;  
FIG. 6 is a top view thereof; and,  
FIG. 7 is a bottom view thereof.

**1 Claim, 4 Drawing Sheets**



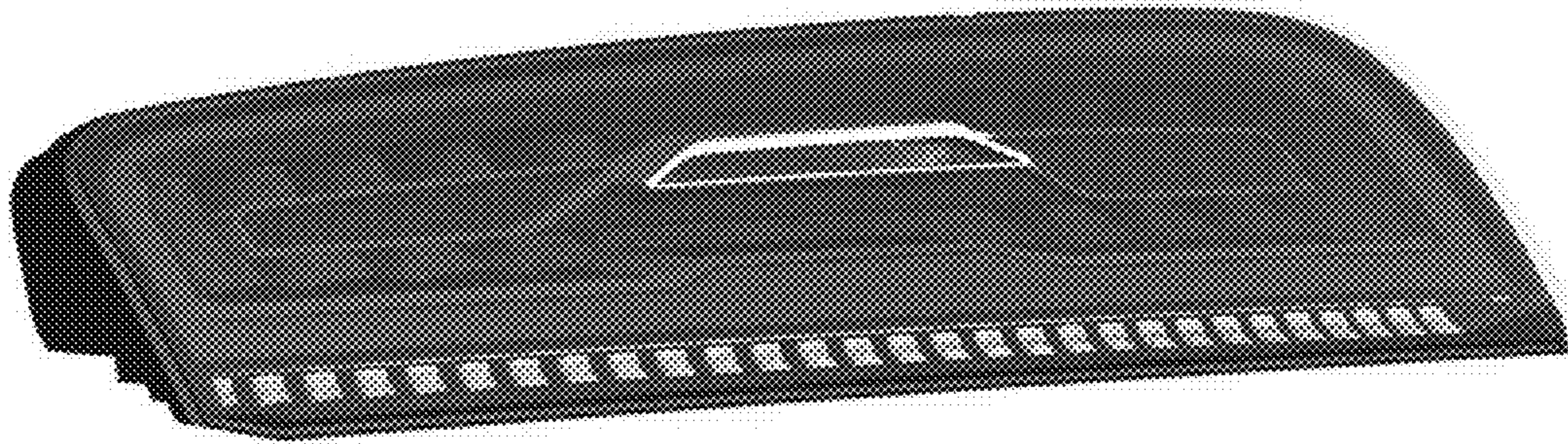


Fig. 1



Fig. 2




Fig. 3

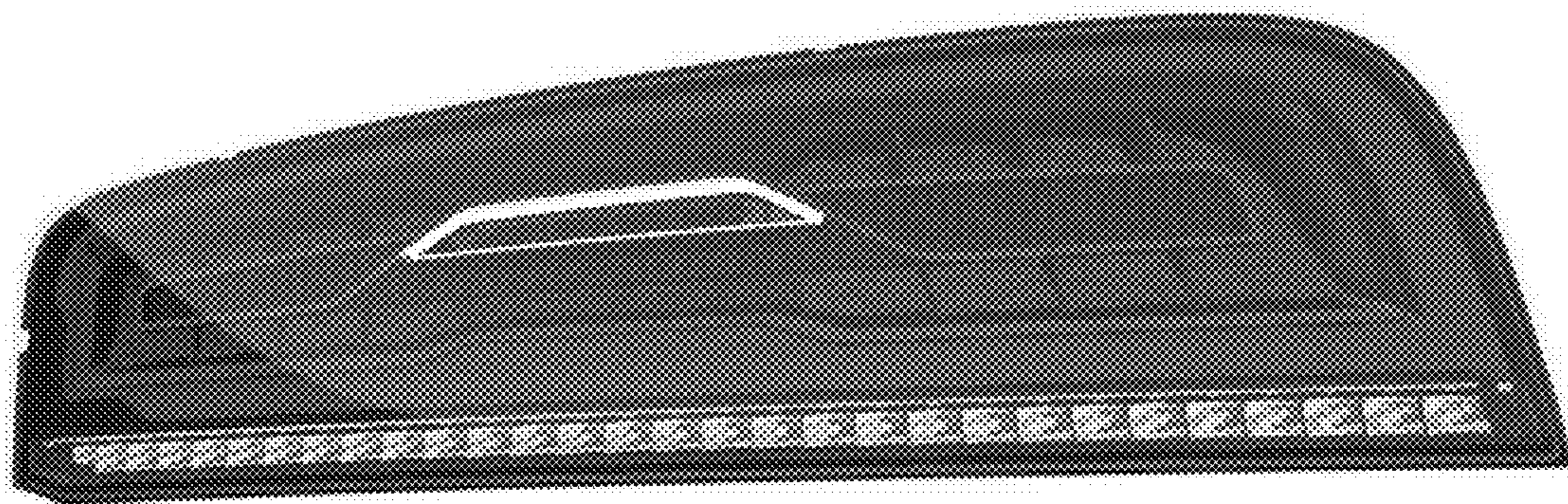


Fig. 4




Fig. 5



Fig. 6



Fig. 7