



US00D711546S

(12) **United States Design Patent**
Babiarz et al.

(10) **Patent No.:** **US D711,546 S**

(45) **Date of Patent:** **** Aug. 19, 2014**

(54) **MUSCLE AND TISSUE THERAPY DEVICE**

2012/0209154 A1 8/2012 Williams, III et al.
2012/0265106 A1 10/2012 Accardo et al.
2013/0184620 A1 7/2013 Cohen

(71) Applicant: **KoreExtreme LLC**, Chicago, IL (US)

(72) Inventors: **Shawn Babiarz**, Chicago, IL (US);
Matthew K. Gelber, Champaign, IL (US)

FOREIGN PATENT DOCUMENTS

WO 9421211 9/1994
WO 9846187 10/1998

(73) Assignee: **KoreExtreme LLC**, Chicago, IL (US)

* cited by examiner

(**) Term: **14 Years**

Primary Examiner — Sandra Snapp

(74) *Attorney, Agent, or Firm* — Olson & Cepuritis, Ltd.

(21) Appl. No.: **29/475,995**

(57) **CLAIM**

The ornamental design for a muscle and tissue therapy device, as shown and described.

(22) Filed: **Dec. 10, 2013**

DESCRIPTION

(51) **LOC (10) Cl.** **28-03**

(52) **U.S. Cl.**
USPC **D24/211**

(58) **Field of Classification Search**
USPC D24/200, 211, 212, 213, 214, 215;
601/19, 27-32, 46, 49, 52, DIG. 12,
601/DIG. 14, DIG. 15, DIG. 16, DIG. 17;
D21/685

See application file for complete search history.

FIG. 1 is a perspective view of a muscle and tissue therapy device of the invention;

FIG. 2 is a front elevation view of a muscle and tissue therapy device of the invention, the rear elevation being a mirror image;

FIG. 3 is a top plan view of a muscle and tissue therapy device of the invention, the bottom plan view being a mirror image thereof;

FIG. 4 is a right side elevation view of a muscle and tissue therapy device of the invention shown in FIGS. 1-3 and 5-6, the left side being a mirror image;

FIG. 5 is a front elevation view of an alternative embodiment of a muscle and tissue therapy device of the invention, the rear elevation view being a mirror image thereof; and,

FIG. 6 is a top plan view of the alternative embodiment of a muscle and tissue therapy device of the invention, the bottom elevation view being a mirror image thereof.

Any portion of the article between the break lines of FIGS. 5 and 6 form no part of the claimed design.

(56) **References Cited**

U.S. PATENT DOCUMENTS

1,573,652 A * 2/1926 Snyder 601/121
1,850,862 A * 3/1932 Boyd 601/121
4,182,317 A * 1/1980 Ash 601/41
4,807,603 A * 2/1989 Yasui 601/121
4,884,560 A 12/1989 Kuracina
6,129,687 A 10/2000 Powell et al.
D567,957 S * 4/2008 Critchley D24/215
D689,155 S * 9/2013 Jahns D21/692
D700,709 S * 3/2014 Khodabakhshian D24/211
2011/0245741 A1 10/2011 L'Homme et al.

1 Claim, 3 Drawing Sheets

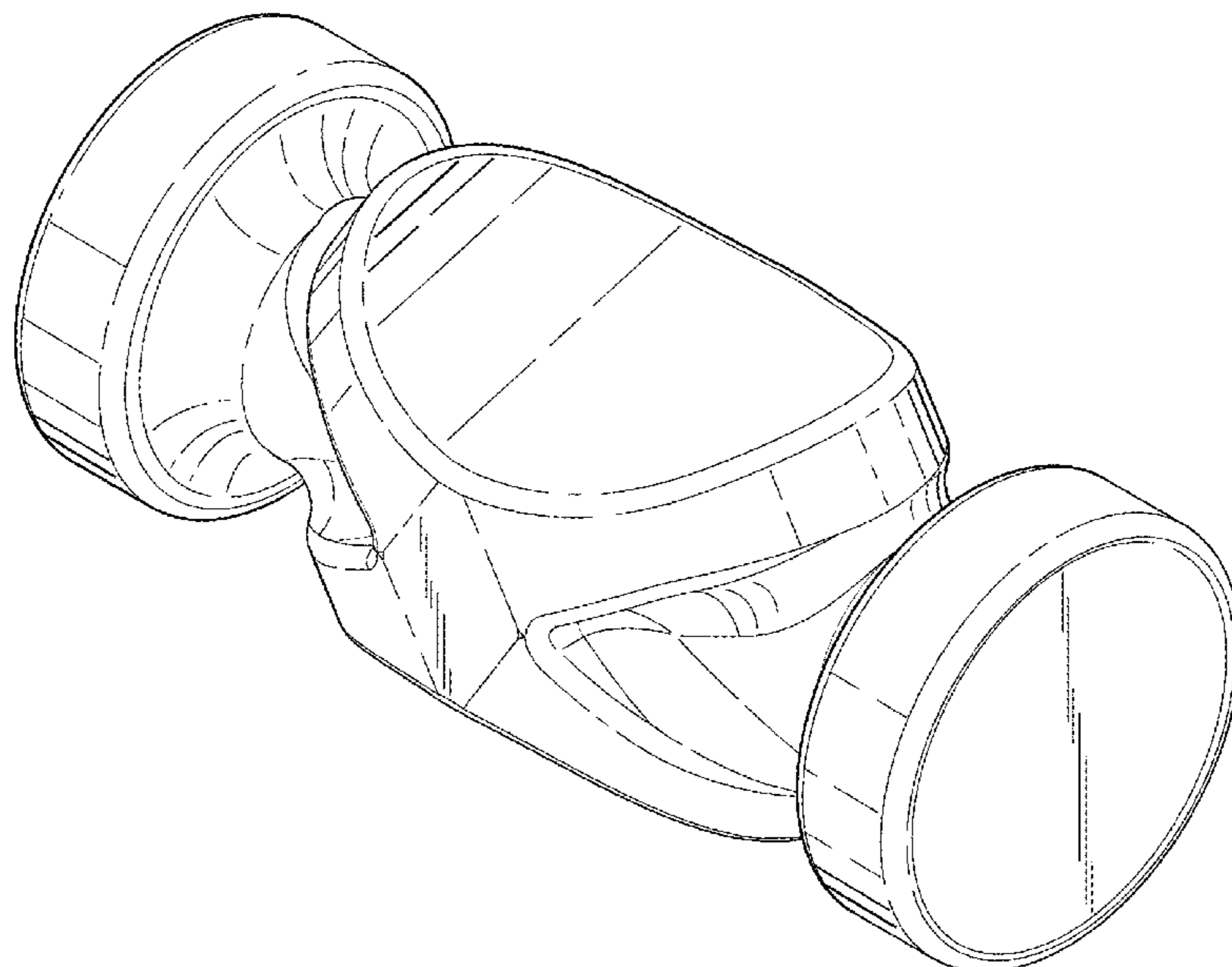


FIG. 1

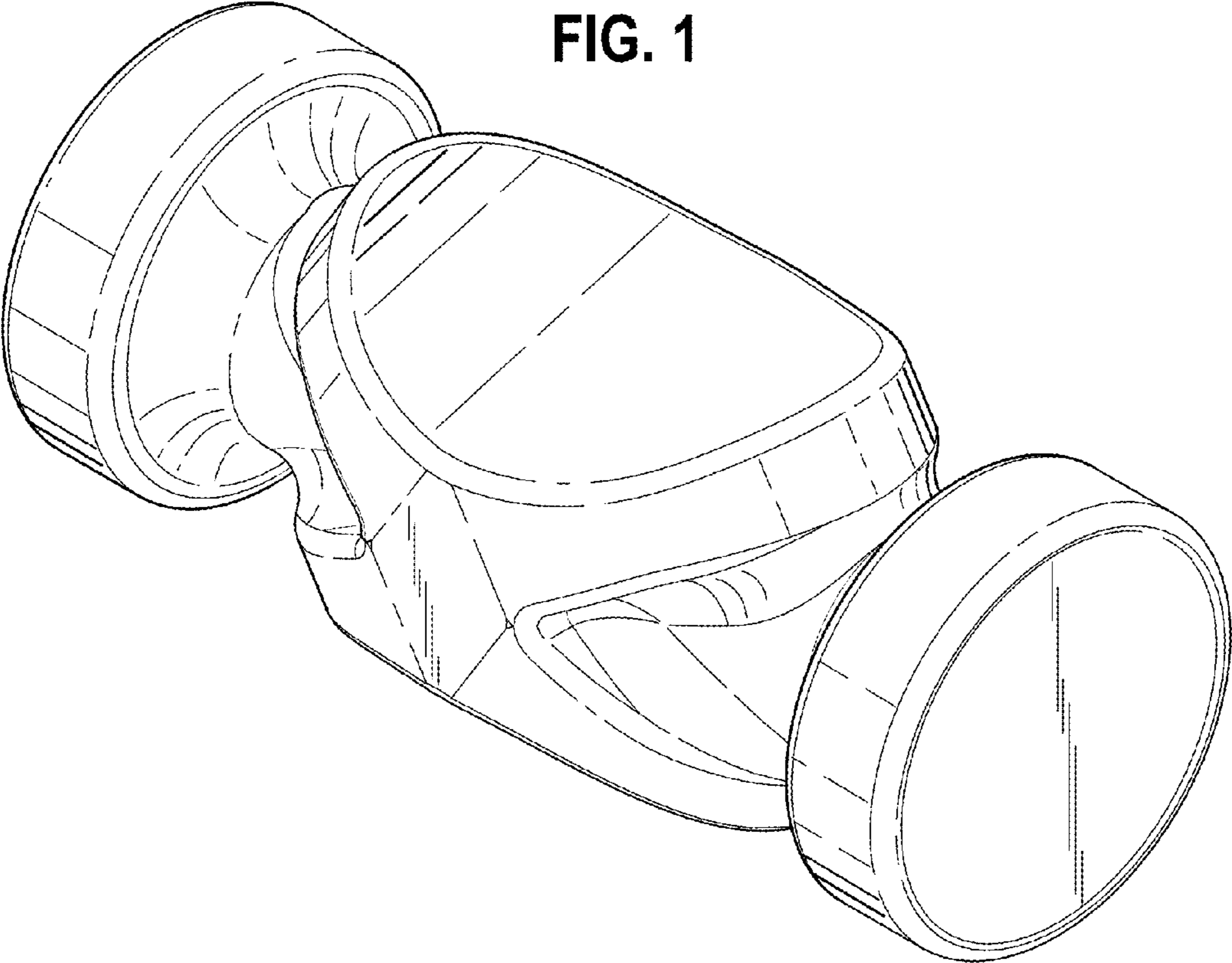


FIG. 2

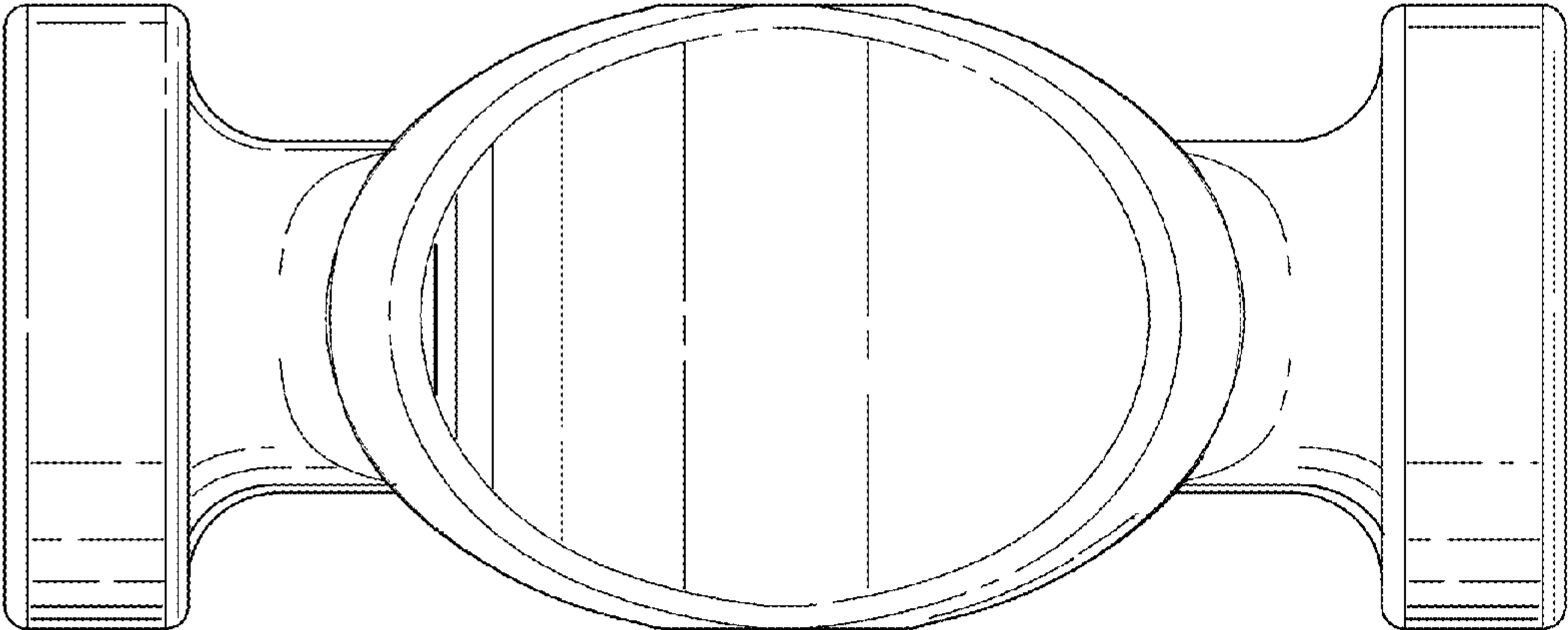


FIG. 3

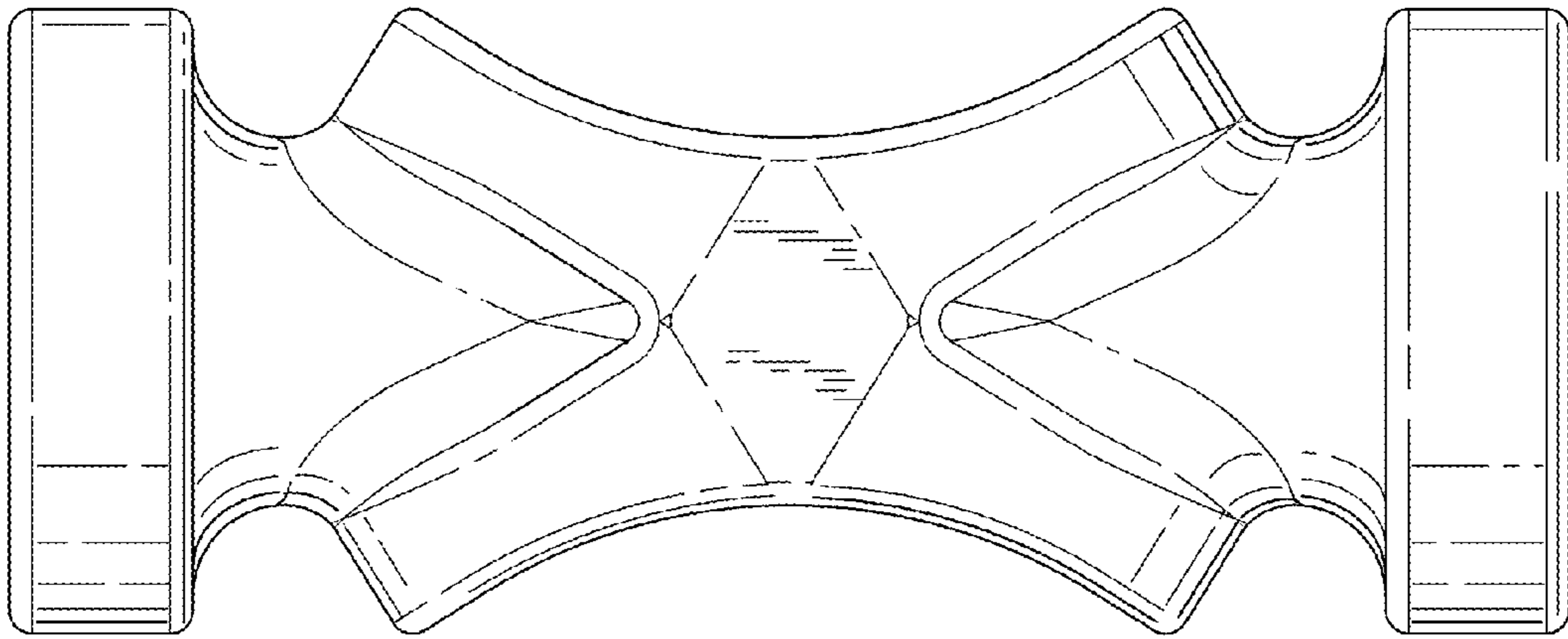


FIG. 4

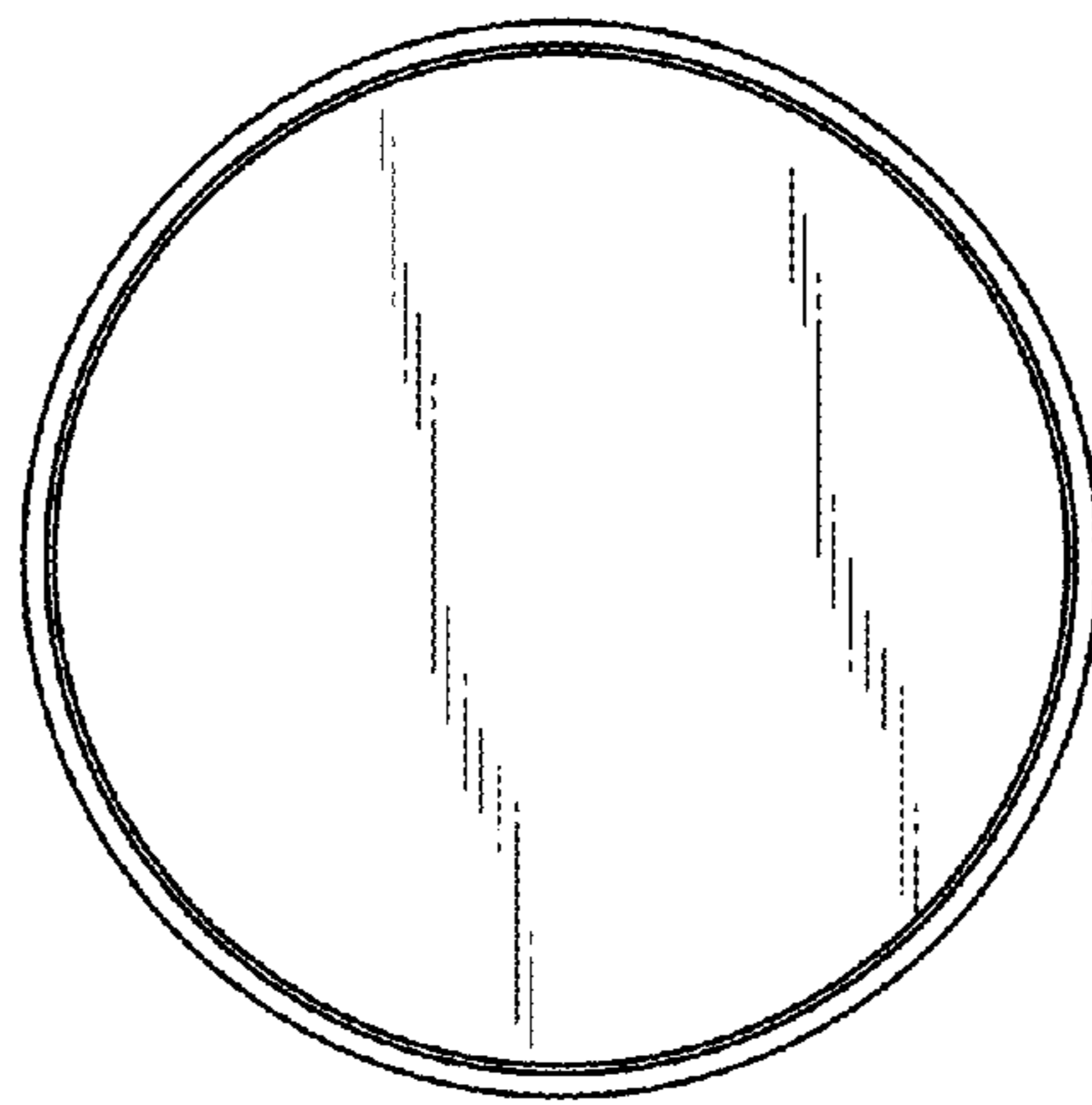


FIG. 5

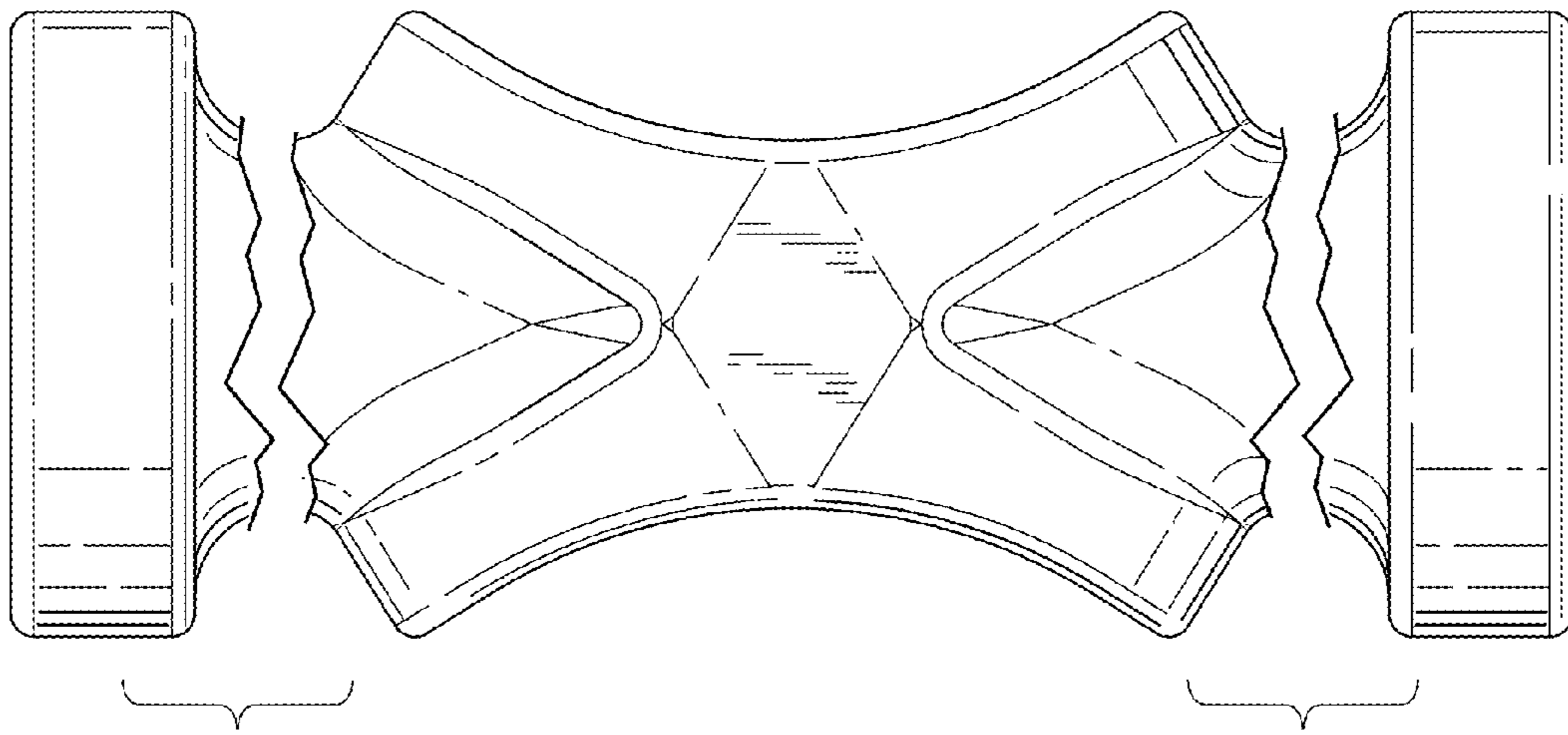


FIG. 6

