



US00D711525S

(12) **United States Design Patent**
Sanders et al.

(10) **Patent No.:** **US D711,525 S**

(45) **Date of Patent:** **** Aug. 19, 2014**

(54) **AIR FRESHENER**

(71) Applicant: **Reckitt Benckiser (Brands) Limited**,
Slough (GB)

(72) Inventors: **David Sanders**, Warwick (GB); **Jos Harrison**, Slough (GB)

(73) Assignee: **Reckitt Benckiser (Brands) Limited**,
Slough, Berkshire (GB)

(**) Term: **14 Years**

(21) Appl. No.: **29/478,746**

(22) Filed: **Jan. 8, 2014**

(30) **Foreign Application Priority Data**

Jul. 17, 2013 (EM) 002275842-0004

(51) **LOC (10) Cl.** **28-99**

(52) **U.S. Cl.**
USPC **D23/366**

(58) **Field of Classification Search**

USPC D23/355-369; D28/5, 6; 261/DIG. 17,
261/DIG. 42, DIG. 65, DIG. 88, DIG. 89;
392/386, 390, 394, 395; 239/34, 44,
239/53, 55, 56, 326; D26/14, 17, 98, 9, 22,
D26/24; D11/131.1; D7/509, 522, 524, 537
See application file for complete search history.

(56) **References Cited**

U.S. PATENT DOCUMENTS

1,043,129	A	11/1912	Murphy
1,043,159	A	11/1912	Sleeper
2,491,124	A	3/1946	Martin
2,471,949	A	5/1949	Gilowitz
4,413,779	A	11/1983	Santini
4,419,326	A	12/1983	Santini
4,739,928	A	4/1988	O'Neil
D434,481	S	11/2000	Bornstein et al.
D438,606	S	3/2001	Jackson

D439,318	S	3/2001	Jackson
D439,644	S	3/2001	Jackson
6,412,494	B1	7/2002	Bloom, Jr.
6,938,833	B2	9/2005	Chen
D513,479	S	1/2006	Behrens
7,055,764	B1	6/2006	Martinez et al.
7,281,670	B2	10/2007	Lakatos et al.
D558,319	S	12/2007	Ishiguro

(Continued)

Primary Examiner — Sandra Snapp

(74) *Attorney, Agent, or Firm* — Norris McLaughlin & Marcus PA

(57) **CLAIM**

The ornamental design for an air freshener, as shown and described.

DESCRIPTION

FIG. 1 is a perspective view showing the front of a first embodiment of the air freshener;

FIG. 2 is an elevation view of a first side of a first embodiment of the air freshener;

FIG. 3 is an elevation view of a second side of a first embodiment of the air freshener;

FIG. 4 is a plan view of the top of a first embodiment of the air freshener;

FIG. 5 is a plan view of the bottom of a first embodiment of the air freshener;

FIG. 6 is a perspective view showing the front of a second embodiment of the air freshener;

FIG. 7 is an elevation view of a first side of a second embodiment of the air freshener;

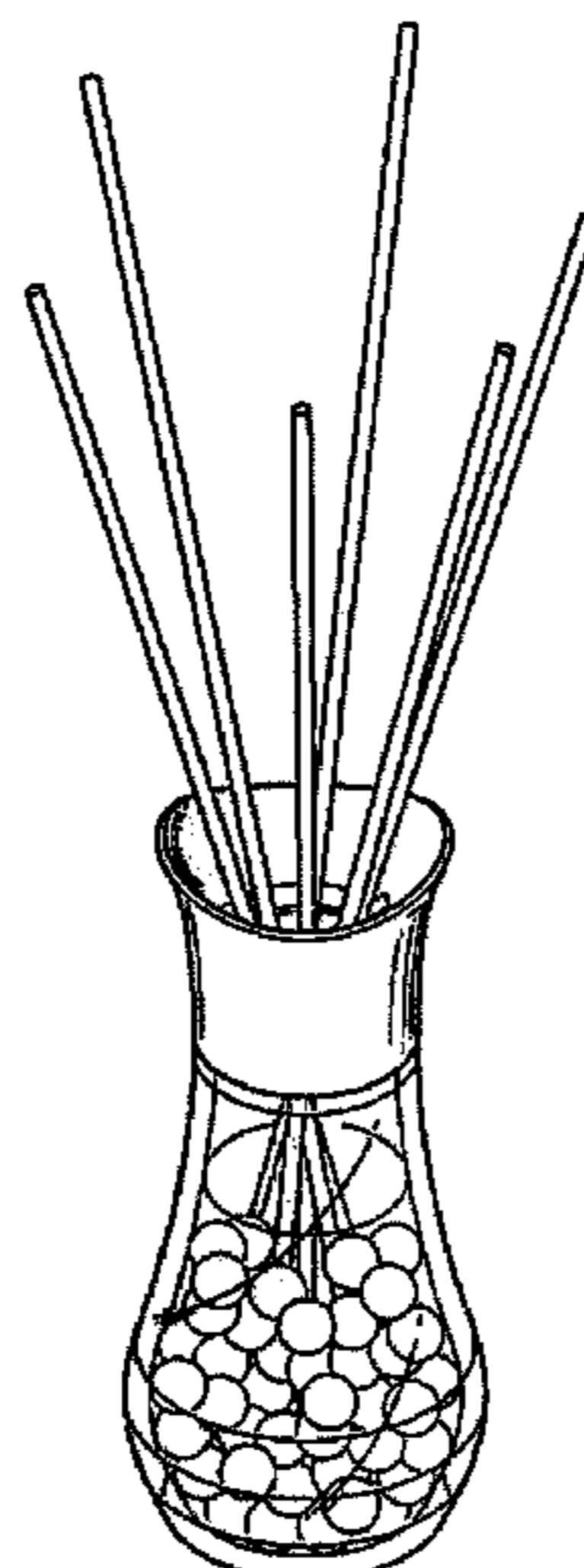
FIG. 8 is an elevation view of a second side of a second embodiment of the air freshener;

FIG. 9 is a plan view of the top of a second embodiment of the air freshener; and,

FIG. 10 is a plan view of the bottom of a second embodiment of the air freshener.

The broken lines shown in the drawings are for illustrative purposes only and form no part of the claimed design.

1 Claim, 8 Drawing Sheets



(56)

References Cited

U.S. PATENT DOCUMENTS

7,303,143 B2 12/2007 Davis et al.
 D581,035 S 11/2008 Conway et al.
 D596,732 S 7/2009 Butler et al.
 D605,746 S 12/2009 Butler et al.
 D605,747 S 12/2009 Butler et al.
 D620,574 S * 7/2010 Jorgensen D23/366
 7,819,336 B2 * 10/2010 Newman 239/44
 D649,629 S * 11/2011 Ritzenhoff D23/366
 D651,703 S * 1/2012 Ritzenhoff D23/366

D651,704 S * 1/2012 Ritzenhoff D23/366
 D661,789 S * 6/2012 Brown D23/366
 D697,604 S * 1/2014 Cen et al. D23/366
 2003/0098362 A1 5/2003 Chuang
 2005/0167521 A1 8/2005 Glasser
 2006/0231641 A1 10/2006 Uchiyama et al.
 2006/0233538 A1 10/2006 Tollens et al.
 2008/0217425 A1 * 9/2008 Butler et al. 239/45
 2008/0308648 A1 12/2008 Pesu
 2009/0039174 A1 * 2/2009 Gaines et al. 239/44
 2009/0101729 A1 * 4/2009 Newman 239/44

* cited by examiner

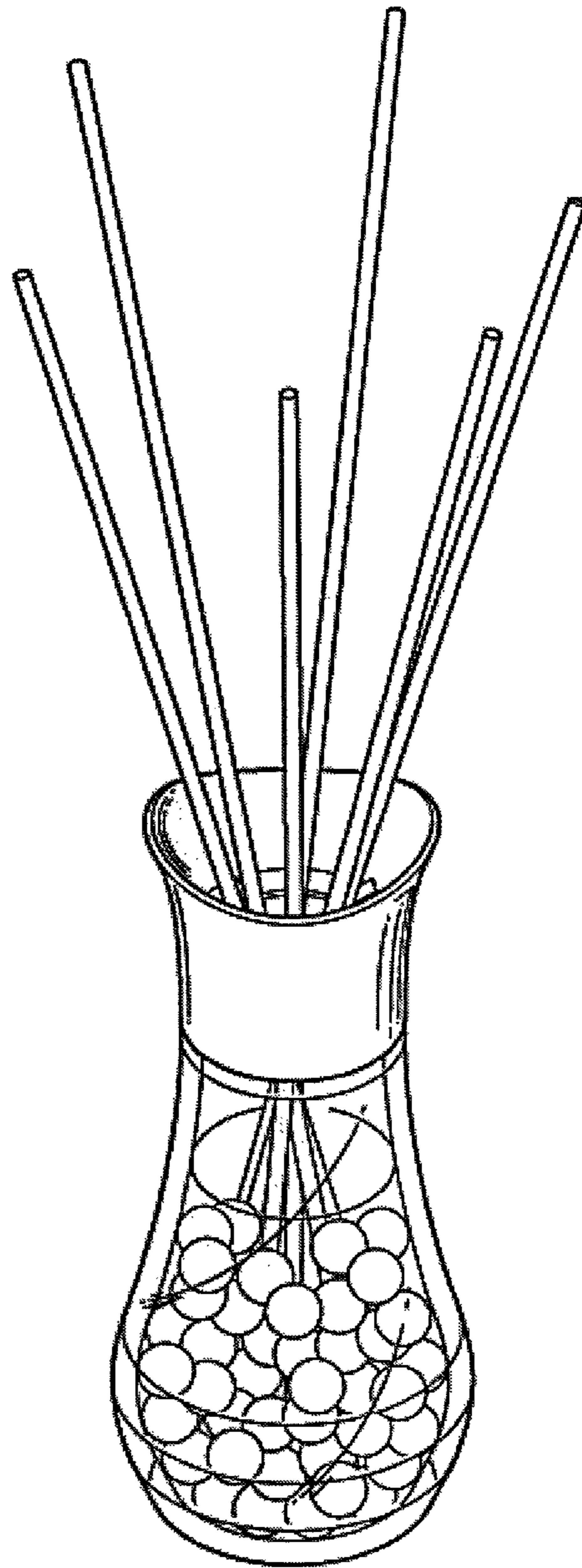


Fig. 1

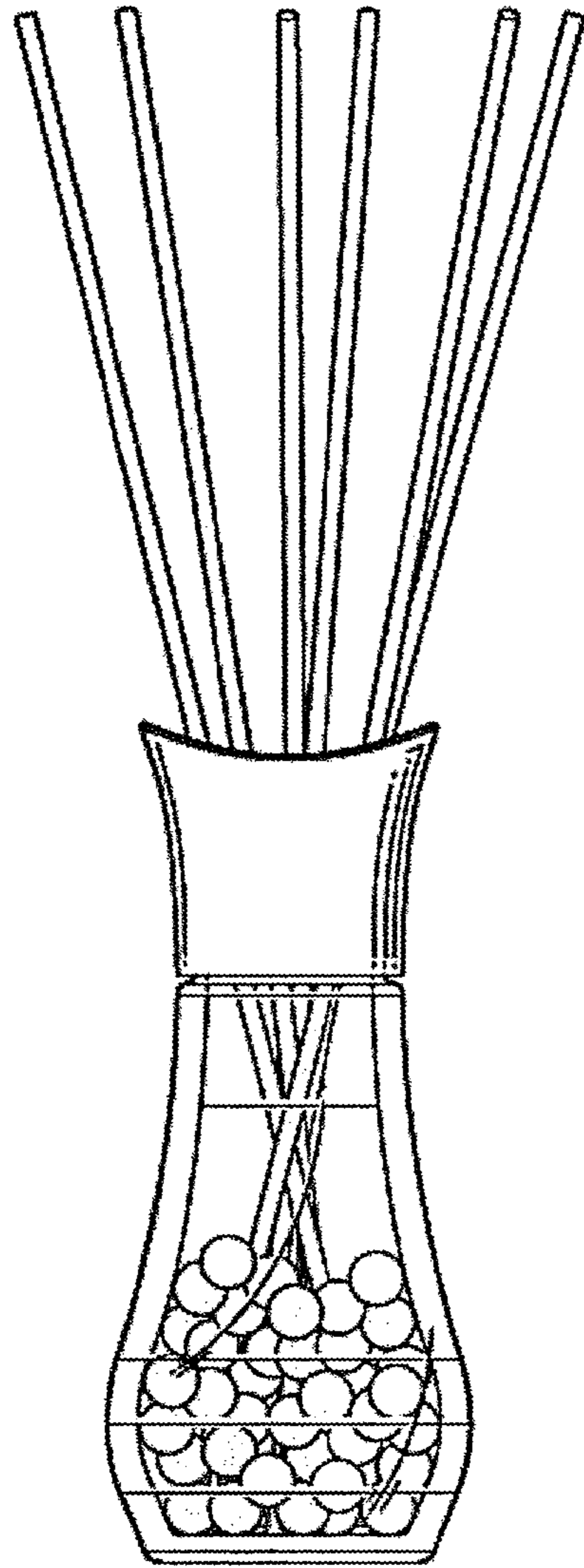


Fig. 2

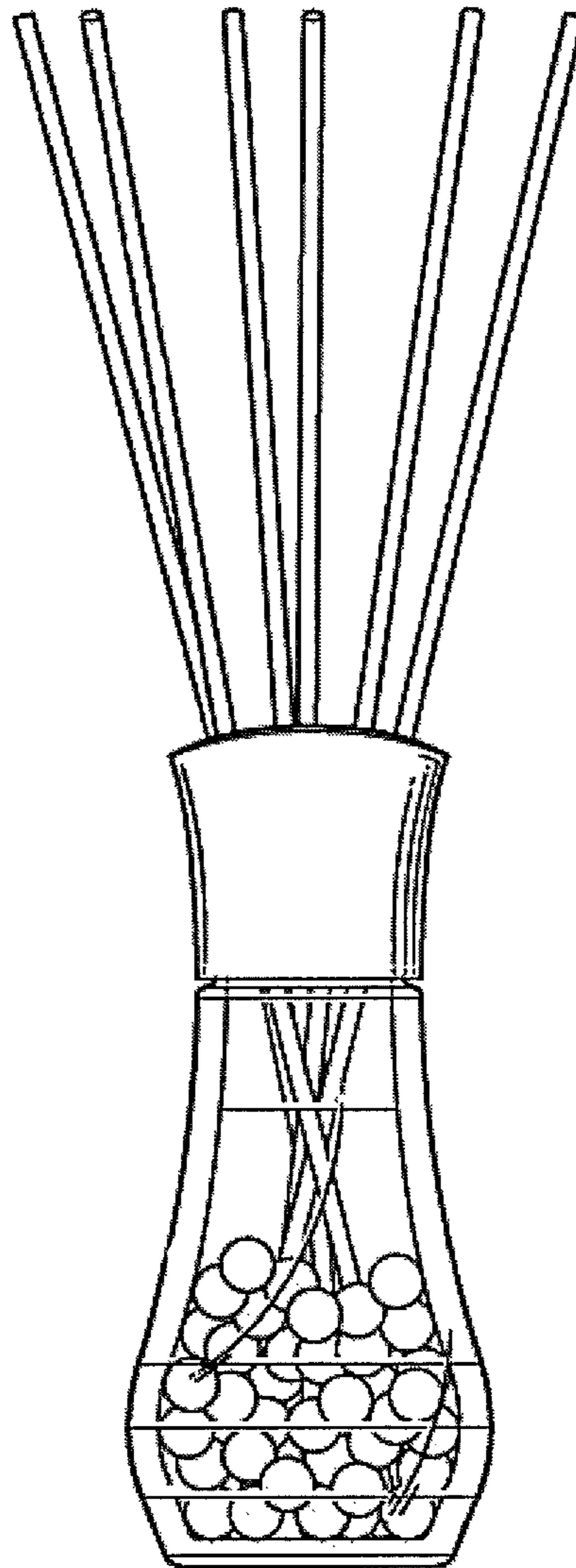


Fig. 3

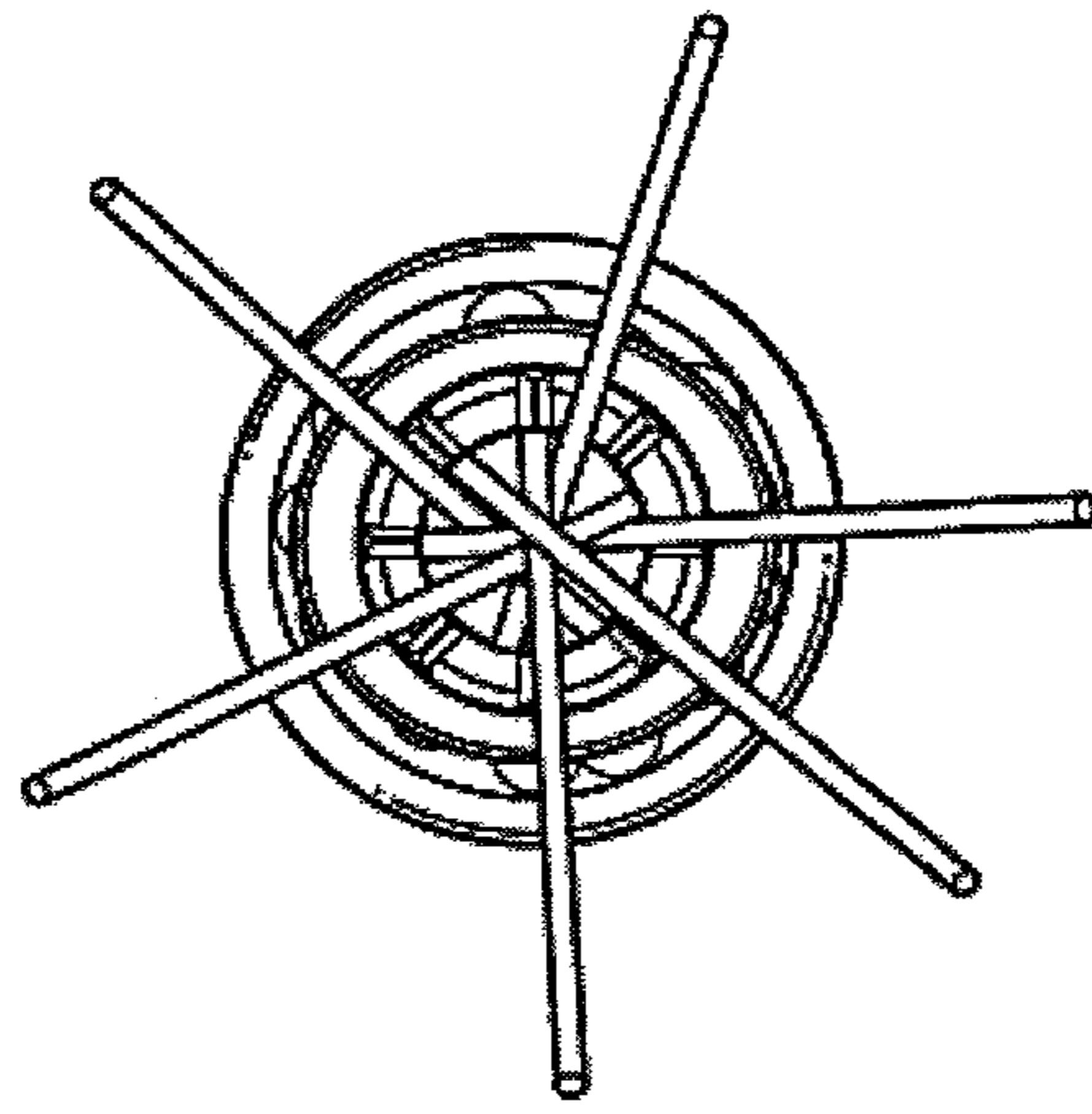


Fig. 4

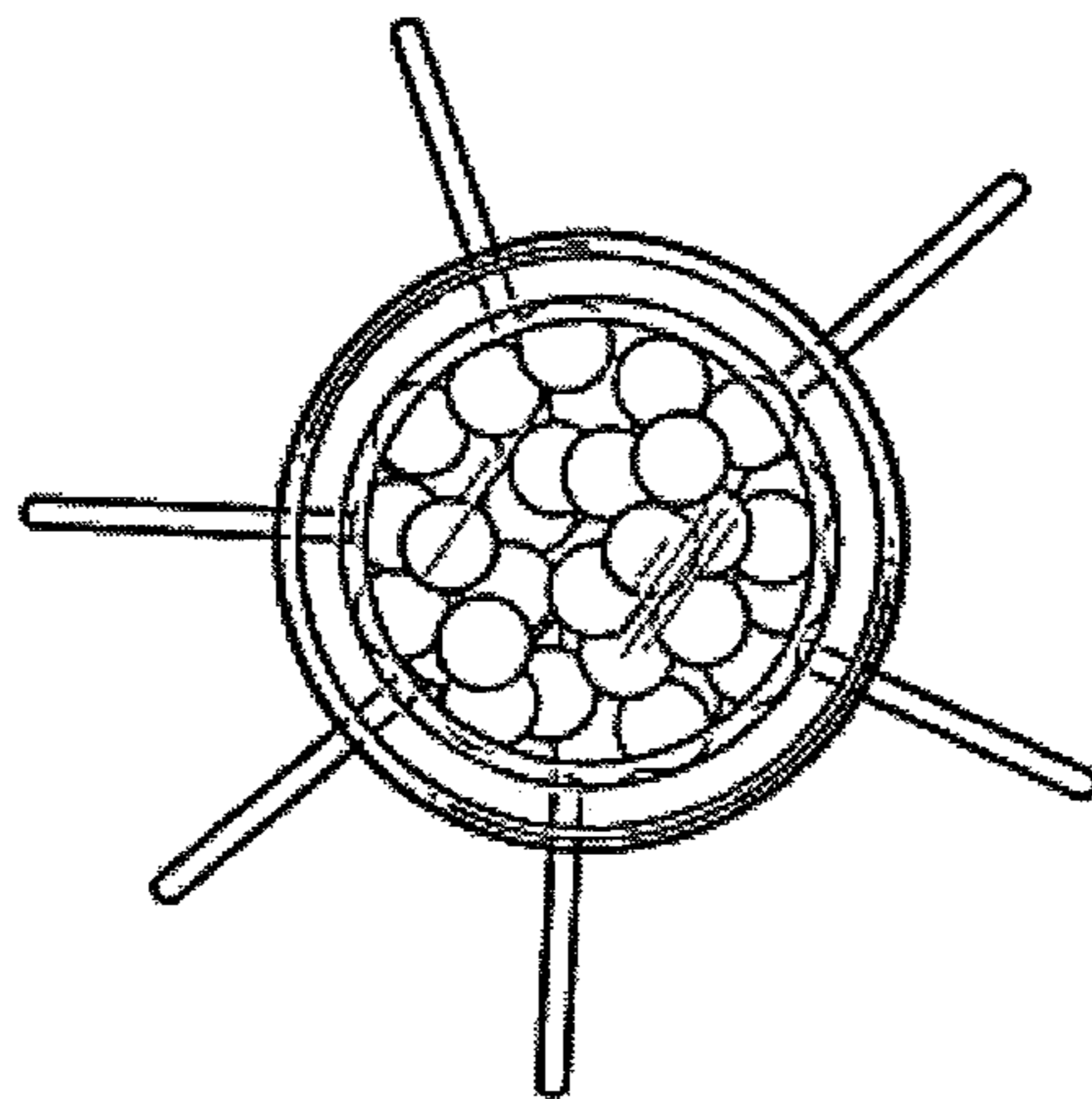


Fig. 5




Fig. 6

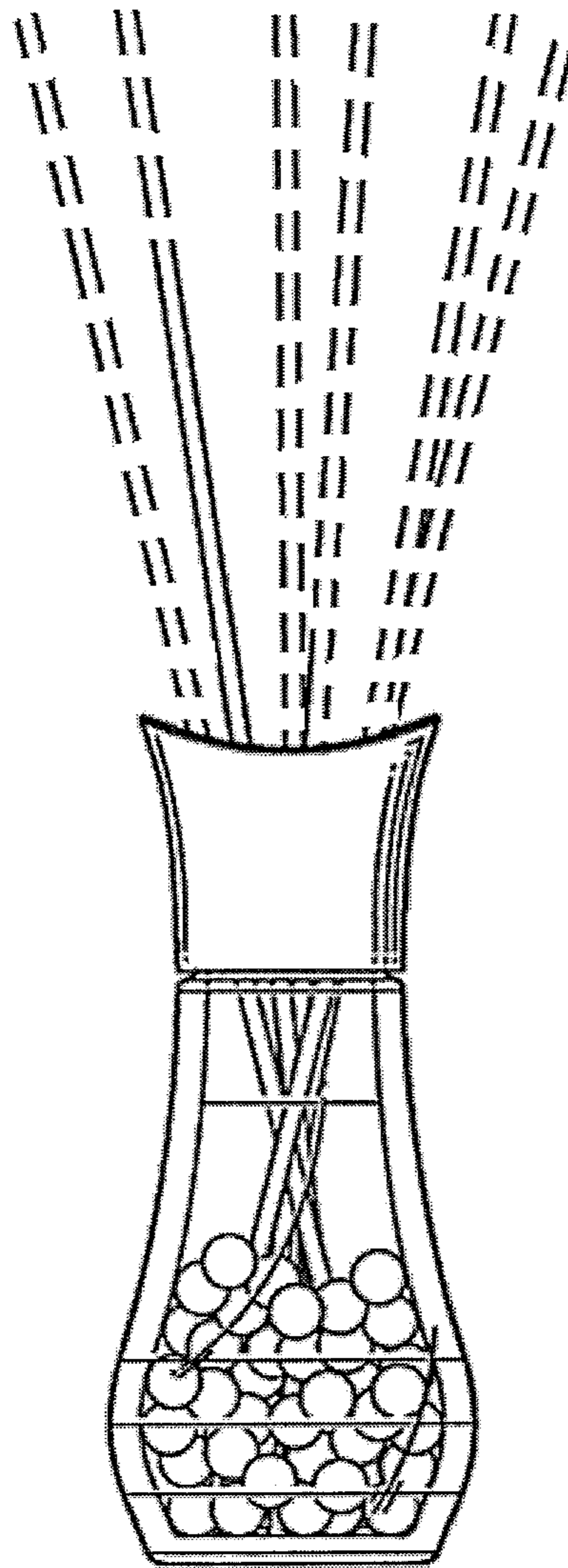


Fig. 7




Fig. 8

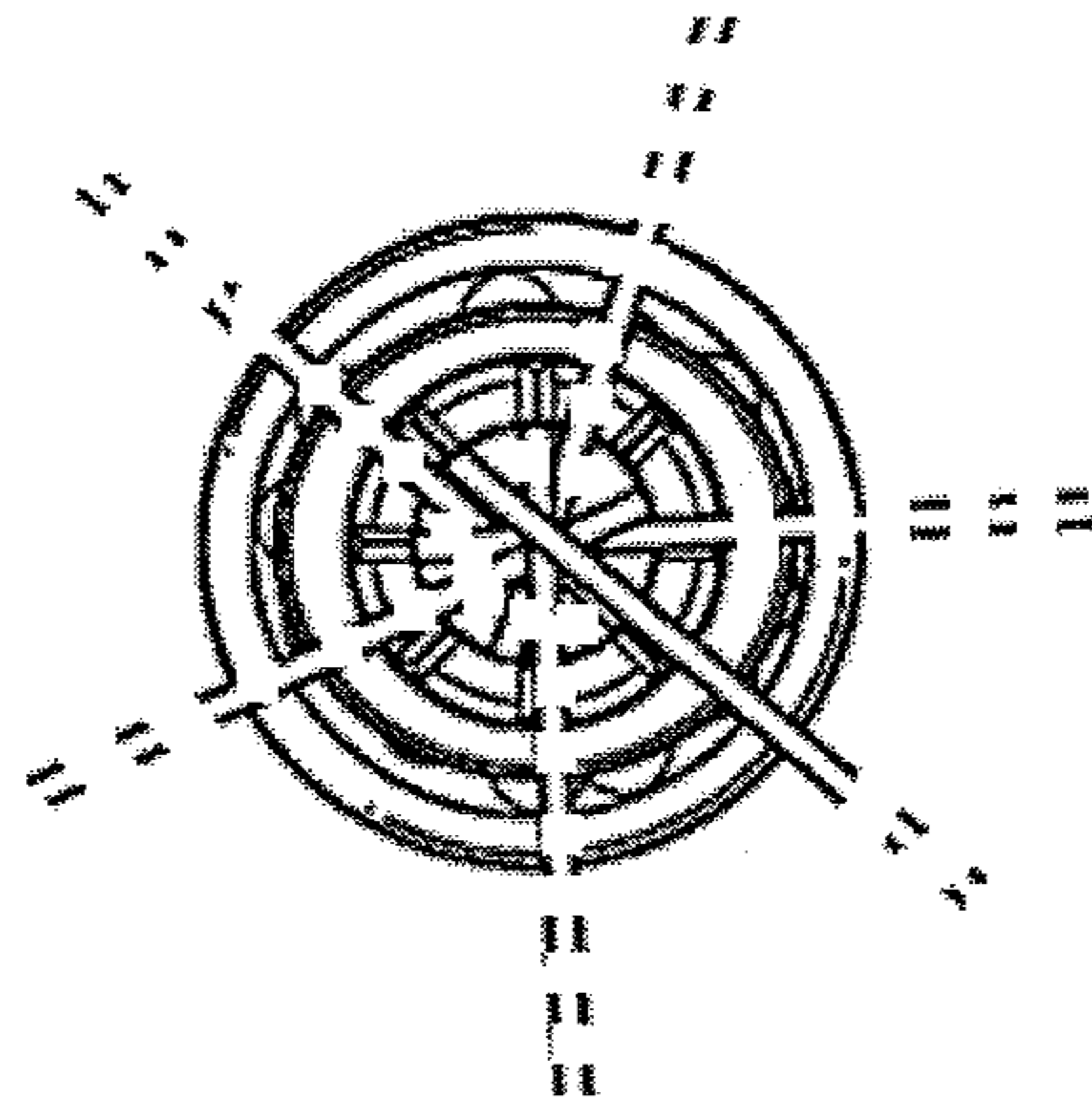


Fig. 9

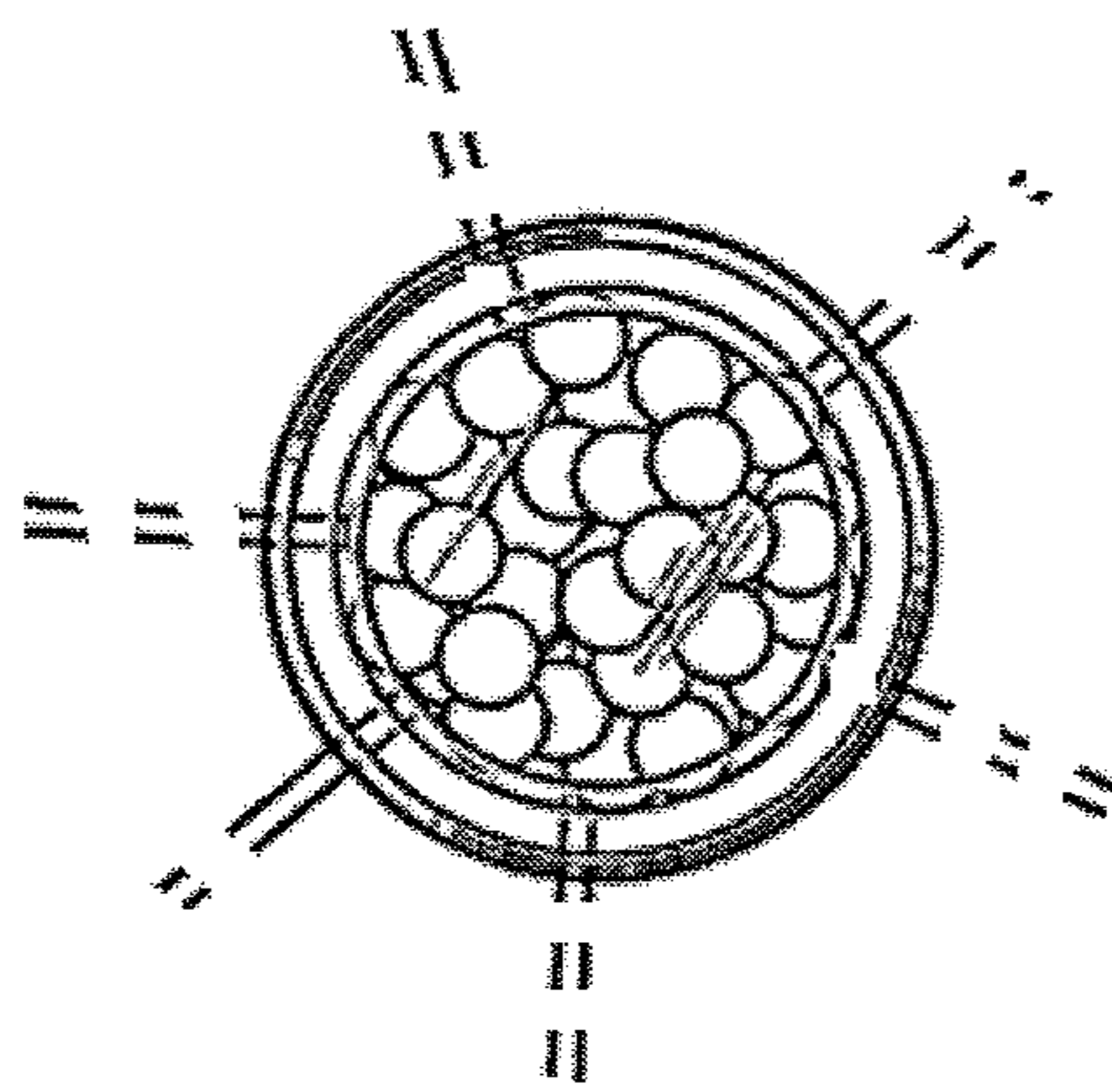


Fig. 10