



US00D711486S

(12) **United States Design Patent**
Purdy

(10) **Patent No.:** **US D711,486 S**

(45) **Date of Patent:** **** Aug. 19, 2014**

(54) **KICKBOARD**

D668,308 S * 10/2012 Gilmore et al. D21/803

(71) Applicant: **Mark E. Purdy**, Scottsdale, AZ (US)

* cited by examiner

(72) Inventor: **Mark E. Purdy**, Scottsdale, AZ (US)

Primary Examiner — Zenia Bennett

(74) *Attorney, Agent, or Firm* — Schiff Hardin LLP

(**) Term: **14 Years**

(21) Appl. No.: **29/448,837**

(57) **CLAIM**

The ornamental design for a kickboard, as shown and described.

(22) Filed: **Mar. 14, 2013**

(51) **LOC (10) Cl.** **21-02**

(52) **U.S. Cl.**
USPC **D21/769**

DESCRIPTION

(58) **Field of Classification Search**
USPC D21/769–770, 801, 803, 809; 114/253,
114/345–346; 441/35, 66, 74, 40–42,
441/129–132; 472/128–129; D12/5, 6, 316;
D6/392, 595, 596, 601, 604, 605
See application file for complete search history.

FIG. 1 is a perspective view of a kickboard showing my new design;
FIG. 2 is a front elevational view of the kickboard shown in FIG. 1;
FIG. 3 is a left side elevational view of the kickboard shown in FIG. 1, the right side elevational view is a mirror image of the left side elevational view;
FIG. 4 is a top plan view of the kickboard shown in FIG. 1, the bottom plan view is a mirror image of the top plan view; and,
FIG. 5 is a rear elevational view of the kickboard shown in FIG. 1.

(56) **References Cited**

U.S. PATENT DOCUMENTS

3,340,554 A * 9/1967 Allender 441/65
D397,286 S * 8/1998 Dreyfus et al. D8/358
D603,926 S * 11/2009 Merker et al. D21/803

1 Claim, 1 Drawing Sheet

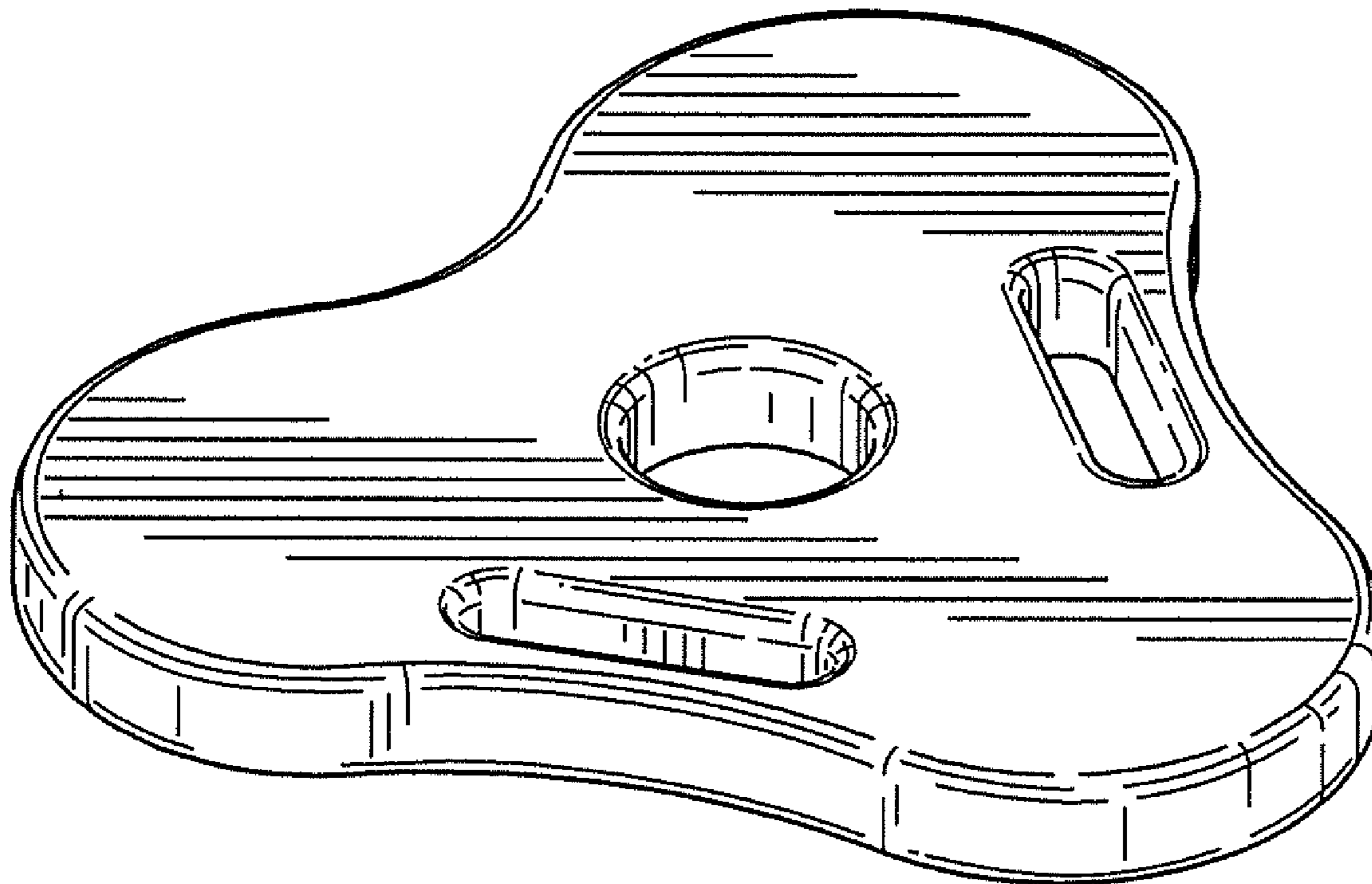


FIG. 1

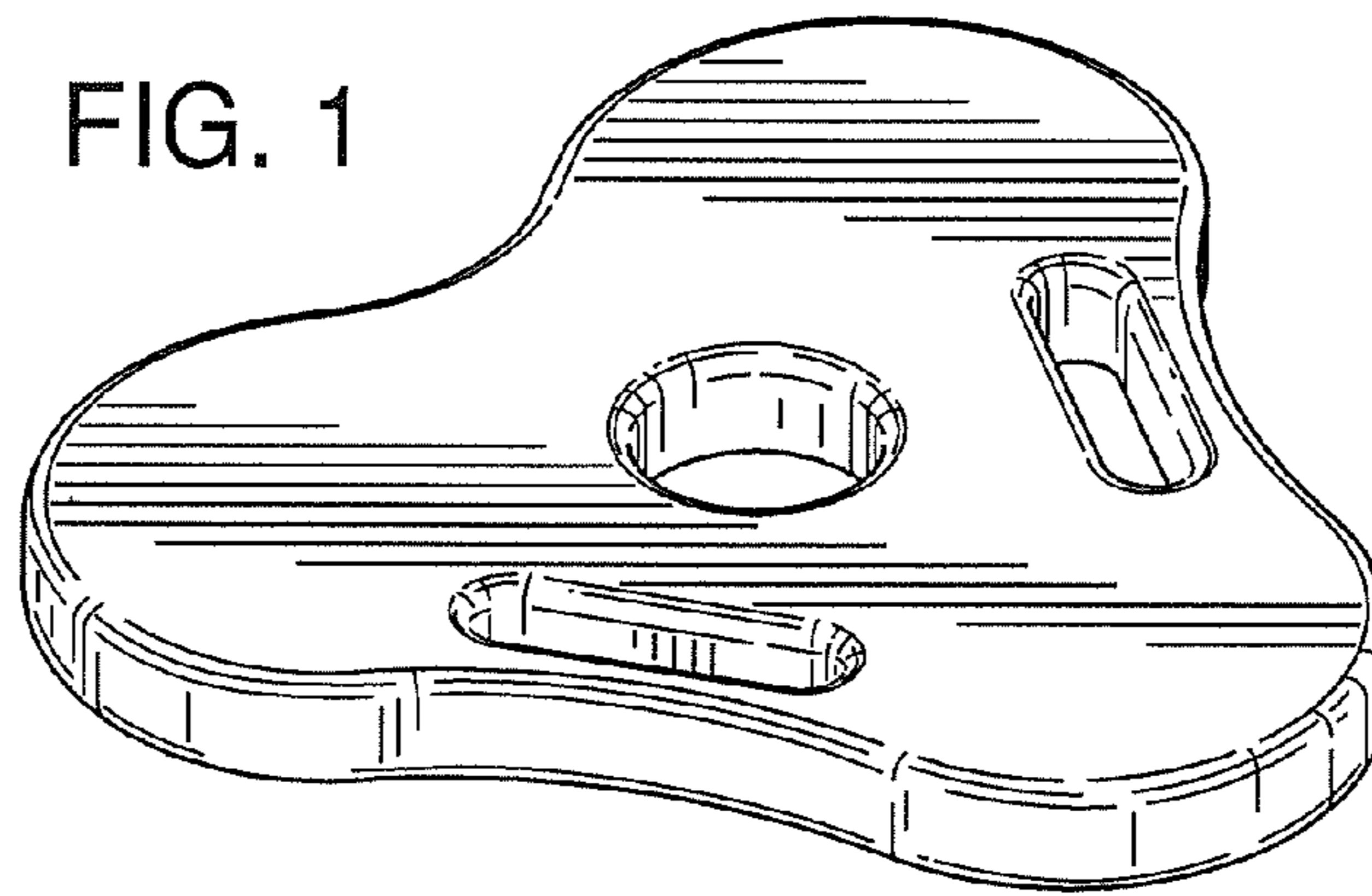


FIG. 2

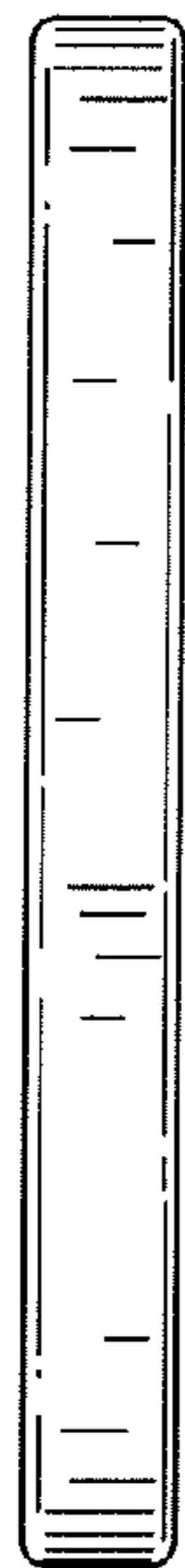


FIG. 3

FIG. 4

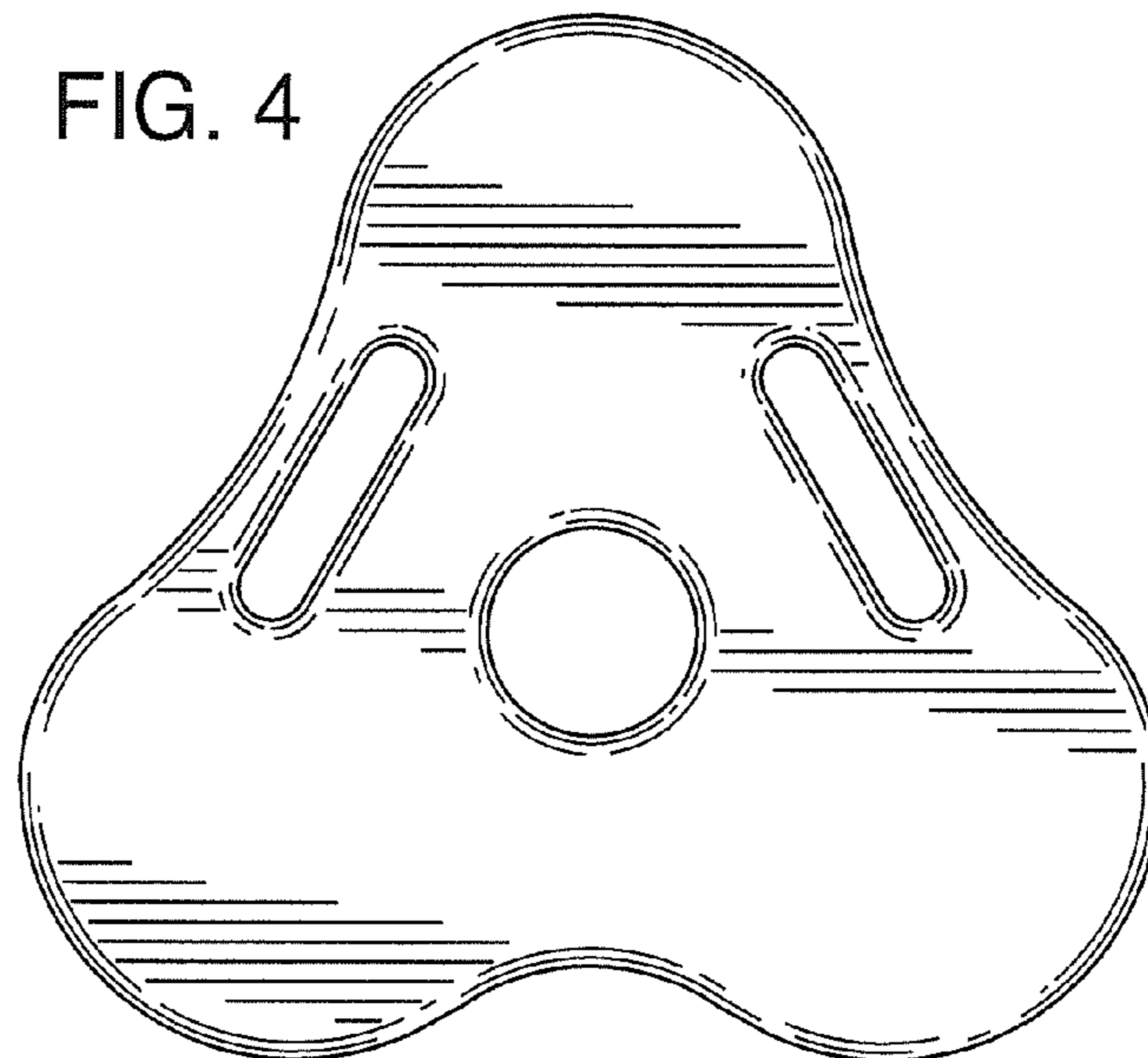


FIG. 5

