



US00D711476S

(12) **United States Design Patent**
Sadowski

(10) **Patent No.:** **US D711,476 S**
(45) **Date of Patent:** **** Aug. 19, 2014**

(54) **FOOTBALL GAME BOARD**

(71) Applicant: **Stan Sadowski**, Provo, UT (US)

(72) Inventor: **Stan Sadowski**, Provo, UT (US)

(**) Term: **14 Years**

(21) Appl. No.: **29/434,537**

(22) Filed: **Oct. 14, 2012**

(51) **LOC (10) Cl.** **21-01**

(52) **U.S. Cl.**
USPC **D21/357**

(58) **Field of Classification Search**
USPC D21/307-308, 334-368, 376-397;
273/236-287, 288-291
See application file for complete search history.

(56) **References Cited**

U.S. PATENT DOCUMENTS

D285,942 S *	9/1986	Kemmeter	D21/307
D321,910 S *	11/1991	Brady	D19/97
D325,135 S *	4/1992	Barfield	D21/357
5,158,301 A *	10/1992	Martukovich, Jr.	273/247
5,332,215 A *	7/1994	Gonzales	273/317.5
D373,148 S *	8/1996	Crow et al.	D21/357

5,570,888 A *	11/1996	Robinson et al.	273/317.5
D420,400 S *	2/2000	Dunagin, III	D21/357
6,322,073 B1 *	11/2001	Davis	273/247
D488,335 S *	4/2004	Kerr	D6/511

* cited by examiner

Primary Examiner — George D Kirschbaum

(74) *Attorney, Agent, or Firm* — Leighton K. Chong

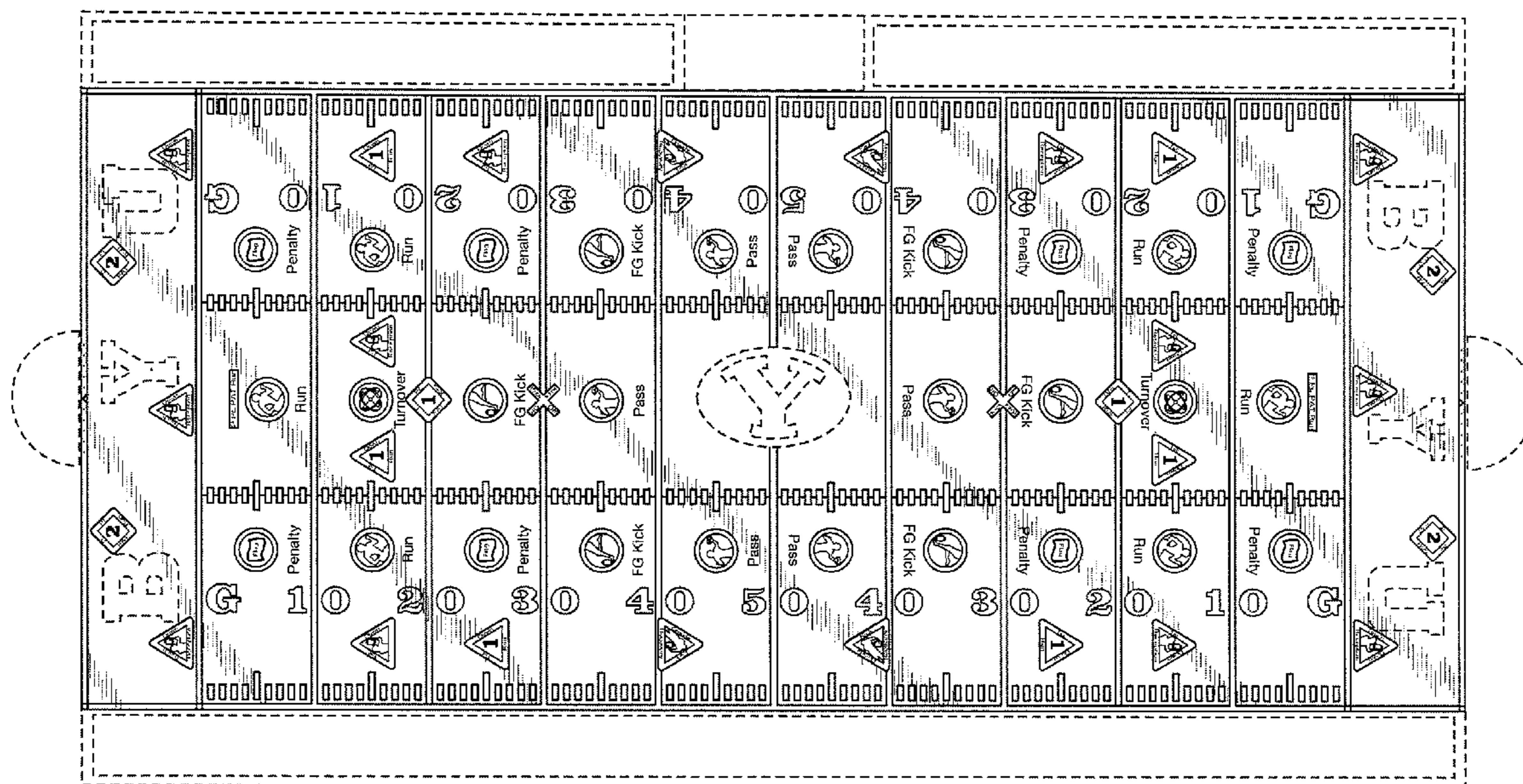
(57) **CLAIM**

The ornamental design for a football game board, as shown and described.

DESCRIPTION

FIG. 1 is a plan view showing of my new design for a football game board;
 FIG. 2 is a upper right perspective view thereof;
 FIG. 3 is a second upper right perspective view showing an alternate configuration thereof; and,
 FIG. 4 is a third perspective view showing an alternate configuration thereof.
 The broken line showing of game board sides, goals posts, a player's hands, and indicia on the game board is included for the purpose of illustrating portions of the "article" and forms no part of the claimed design.

1 Claim, 4 Drawing Sheets



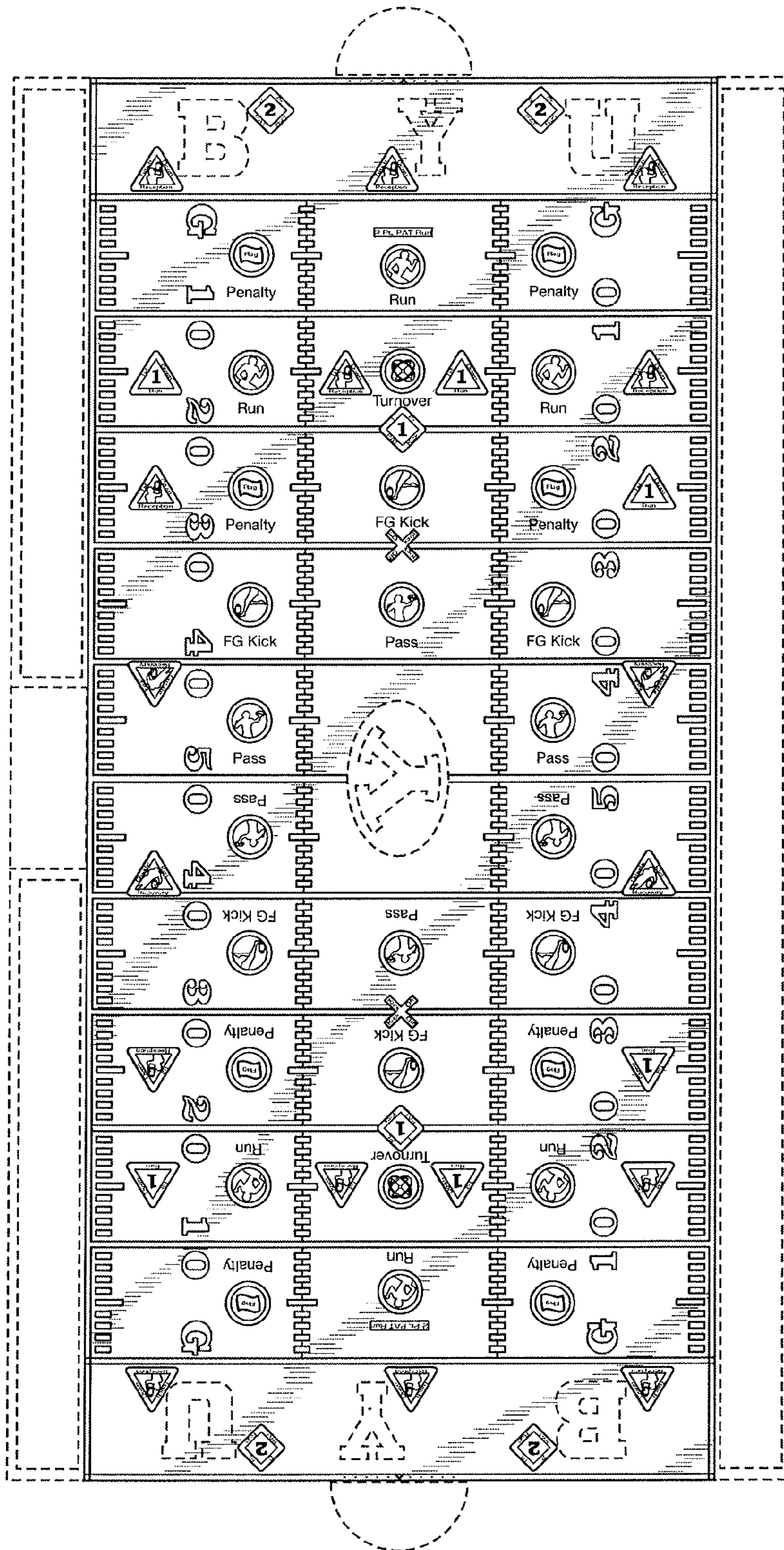


FIG. 1

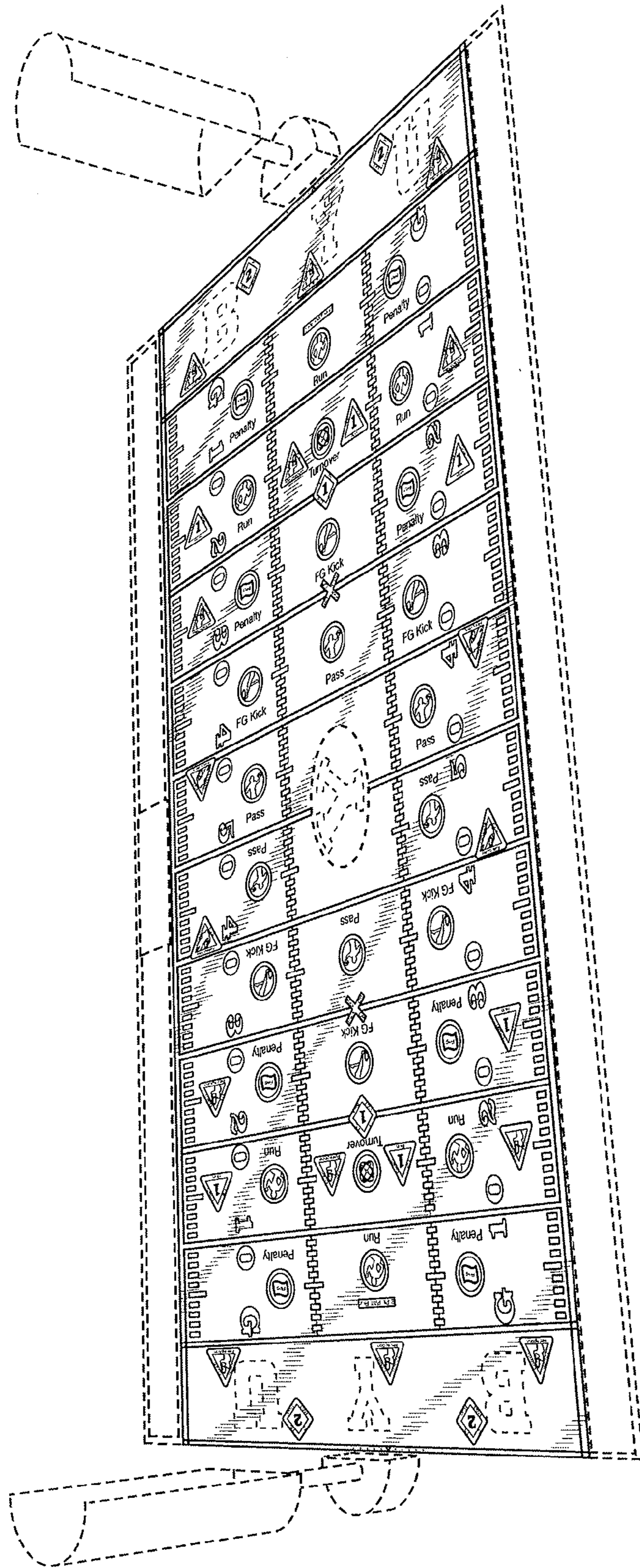


FIG. 2

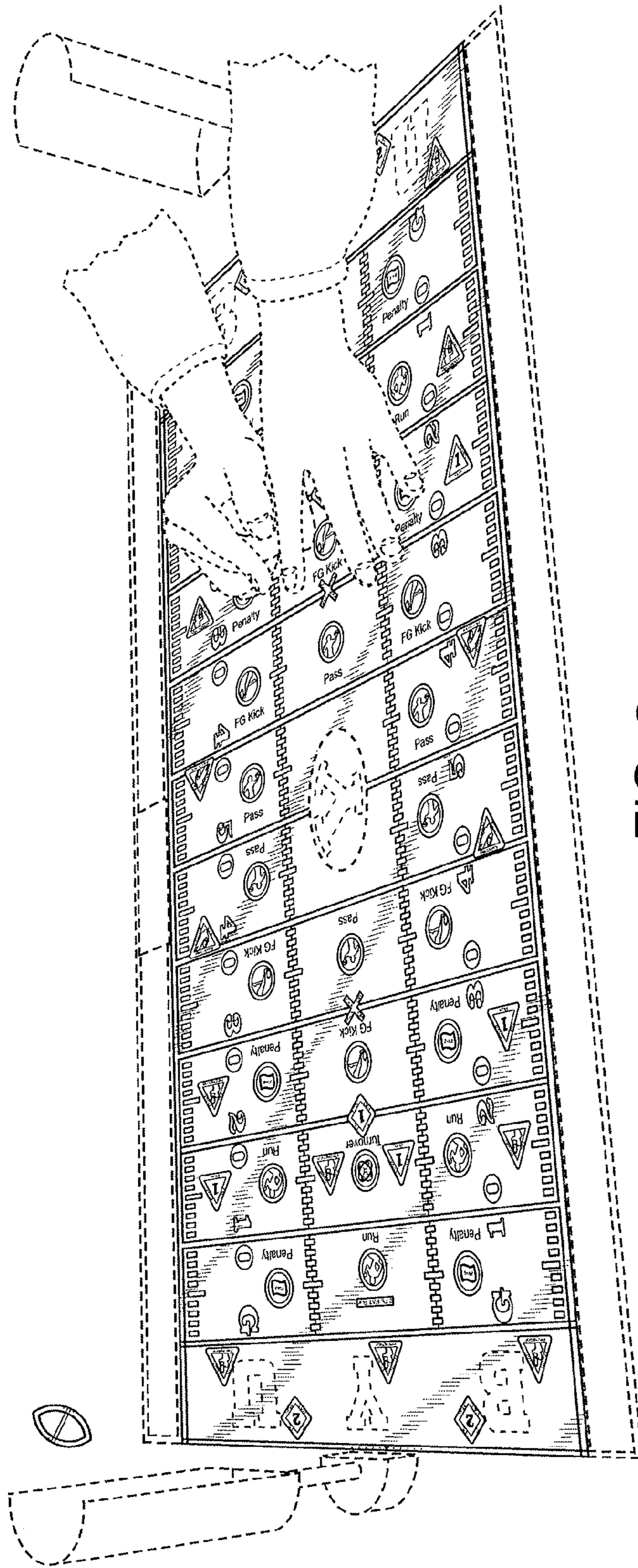


FIG. 3

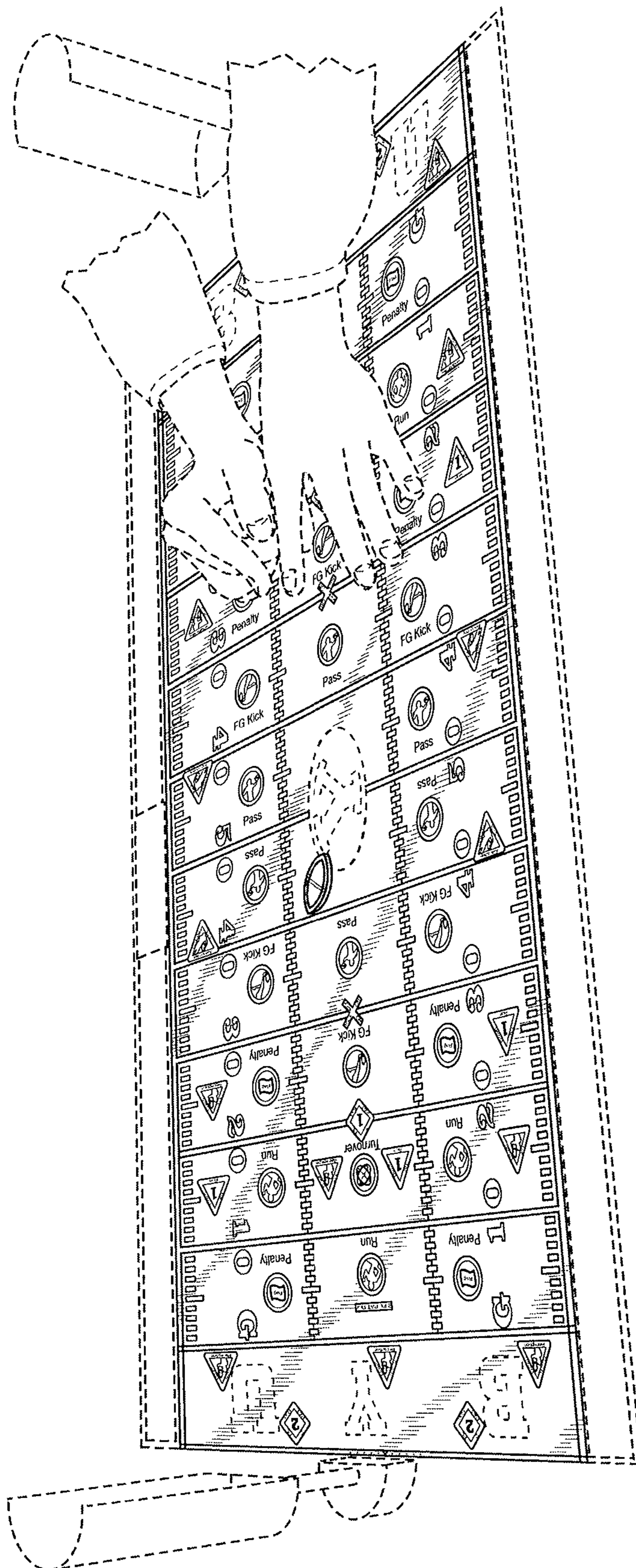


FIG. 4