



US00D711469S

(12) **United States Design Patent**
Tam

(10) **Patent No.:** **US D711,469 S**

(45) **Date of Patent:** **** Aug. 19, 2014**

(54) **PEN**

(71) Applicant: **Fulon Development Limited**, Kowloon (HK)

(72) Inventor: **Rossetta Tam**, Kowloon (HK)

(73) Assignee: **Fulon Development Limited**, Kowloon (HK)

(**) Term: **14 Years**

(21) Appl. No.: **29/445,833**

(22) Filed: **Feb. 18, 2013**

(51) **LOC (10) Cl.** **19-06**

(52) **U.S. Cl.**
USPC **D19/163; D19/901**

(58) **Field of Classification Search**
USPC D14/411; D19/115–186, 192–204, 901;
24/11 F, 11 P, 11 R; 401/52, 99–104,
401/192, 195, 196, 198

See application file for complete search history.

(56) **References Cited**

U.S. PATENT DOCUMENTS

D287,141 S *	12/1986	Regnault	D19/43
D287,373 S *	12/1986	Regnault	D19/43
D331,940 S *	12/1992	Shirai et al.	D19/51
D369,183 S *	4/1996	Yoshida	D19/49
D448,407 S *	9/2001	Huang	D19/43
D470,887 S *	2/2003	Okutani	D19/43
D470,888 S *	2/2003	Kuboshima	D19/66
6,626,600 B1 *	9/2003	Brand et al.	401/202

D496,398 S *	9/2004	Greenberg	D19/43
D567,290 S *	4/2008	Sato	D19/57
D568,933 S *	5/2008	Qiu et al.	D19/43
7,467,908 B2 *	12/2008	Francavilla et al.	401/278
D601,626 S *	10/2009	Liu	D19/43
D608,827 S *	1/2010	Hung	D19/49
D611,097 S *	3/2010	Liu	D19/49
7,824,124 B2 *	11/2010	Francavilla et al.	401/278
D640,319 S *	6/2011	Gerules	D19/41
D654,375 S *	2/2012	Kuboshima	D9/724
D669,122 S *	10/2012	Liu	D19/41
D688,303 S *	8/2013	Jiang	D19/43
D692,319 S *	10/2013	Moreau	D9/724

* cited by examiner

Primary Examiner — Elizabeth Albert

(74) *Attorney, Agent, or Firm* — Prakash Nama; Global IP Services, PLLC

(57) **CLAIM**

The ornamental design for a pen, as shown and described.

DESCRIPTION

FIG. 1 is a front elevational view of a pen showing my new design;

FIG. 2 is a rear elevational view thereof;

FIG. 3 is a left side view thereof;

FIG. 4 is a right side view thereof;

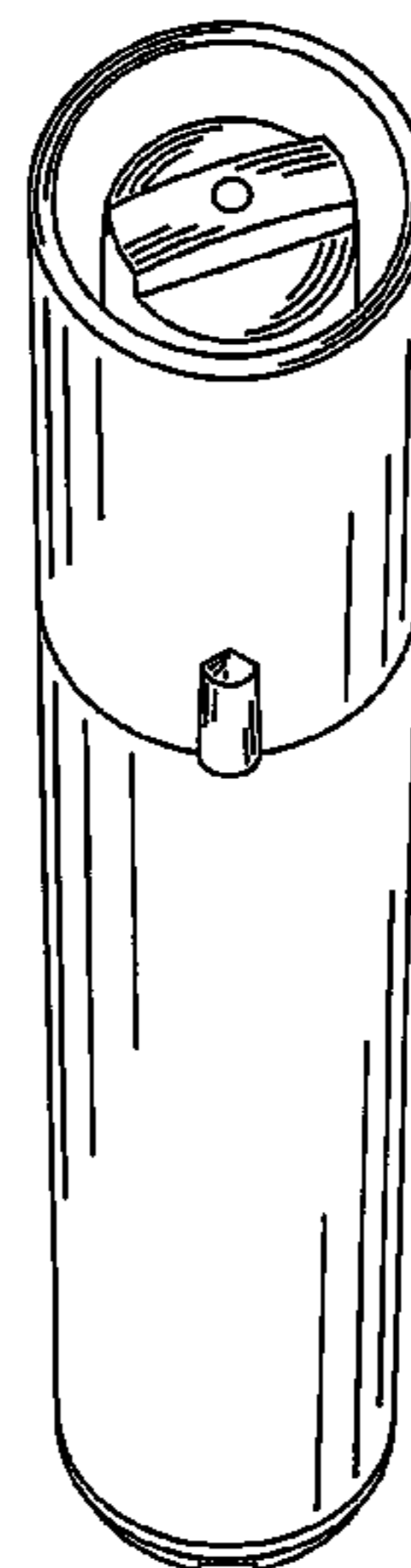

FIG. 5 is a top plan view thereof;

FIG. 6 is a bottom plan view thereof; and,

FIG. 7 is a perspective view thereof.

The broken lines in FIG. 6 are included to show portions of the cap of the pen that form no part of the claimed design.

1 Claim, 3 Drawing Sheets






FIG. 1

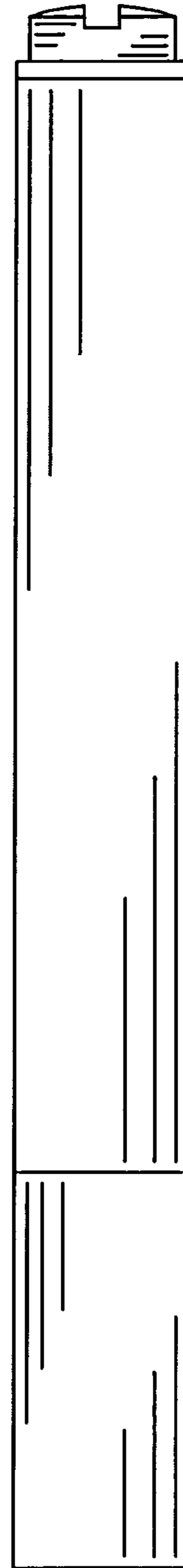


FIG. 2

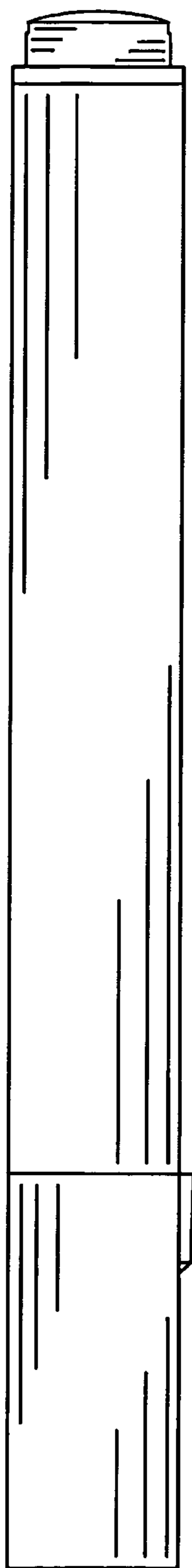


FIG. 3




FIG. 4

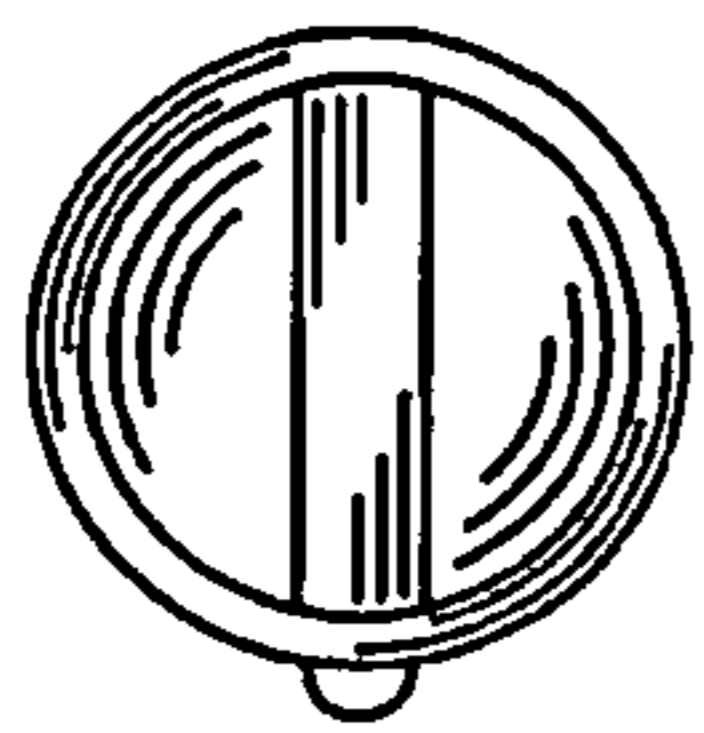


FIG. 5




FIG. 6

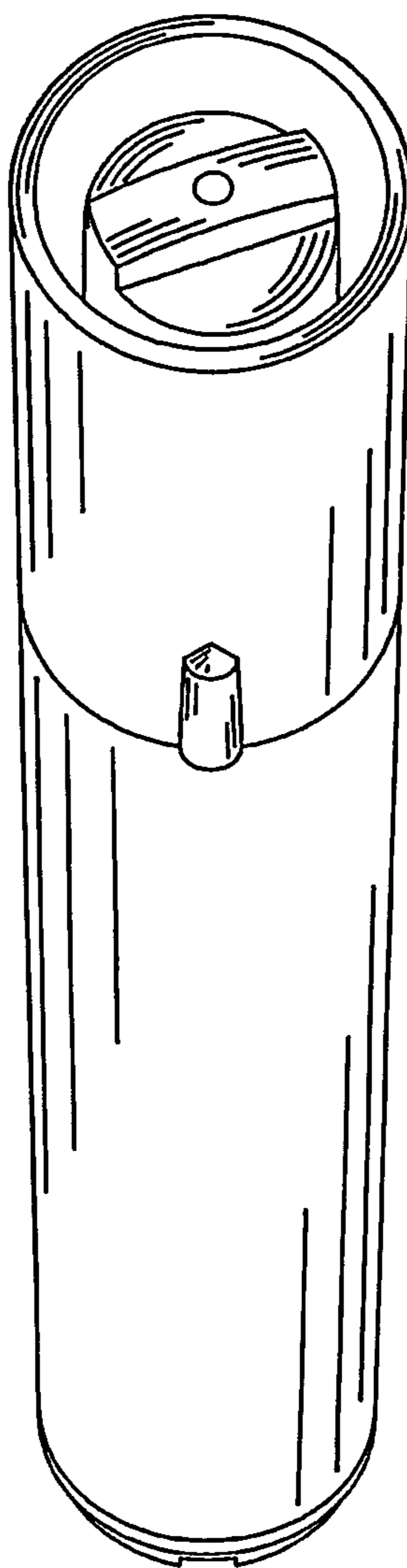


FIG. 7