



US00D711468S

(12) **United States Design Patent**  
**Tam**

(10) **Patent No.:** **US D711,468 S**

(45) **Date of Patent:** **\*\* Aug. 19, 2014**

- (54) **PEN**
- (71) Applicant: **Fulon Development Limited**, Kowloon (HK)
- (72) Inventor: **Rossetta Tam**, Kowloon (HK)
- (73) Assignee: **Fulon Development Limited**, Kowloon (HK)

D551,569	S	*	9/2007	Tanaka	.....	D9/724
D601,898	S	*	10/2009	Ikeda et al.	.....	D9/503
D608,827	S	*	1/2010	Hung	.....	D19/49
D639,998	S	*	6/2011	Liu	.....	D28/7
D692,319	S	*	10/2013	Moreau	.....	D9/724
2007/0189838	A1	*	8/2007	Bolton	.....	401/203
2011/0013966	A1	*	1/2011	Ballot	.....	401/108
2012/0003027	A1	*	1/2012	Ballot	.....	401/108

\* cited by examiner

*Primary Examiner* — Elizabeth Albert

(74) *Attorney, Agent, or Firm* — Prakash Nama; Global IP Services, PLLC

- (\*\*) Term: **14 Years**
- (21) Appl. No.: **29/443,904**

- (22) Filed: **Jan. 24, 2013**
- (51) **LOC (10) Cl.** ..... **19-06**
- (52) **U.S. Cl.**  
USPC ..... **D19/163; D19/901**
- (58) **Field of Classification Search**  
USPC ..... D14/411; D19/115–186, 192–204, 901;  
24/11 F, 11 P, 11 R; 401/52, 99–104,  
401/192, 195, 196, 198  
See application file for complete search history.

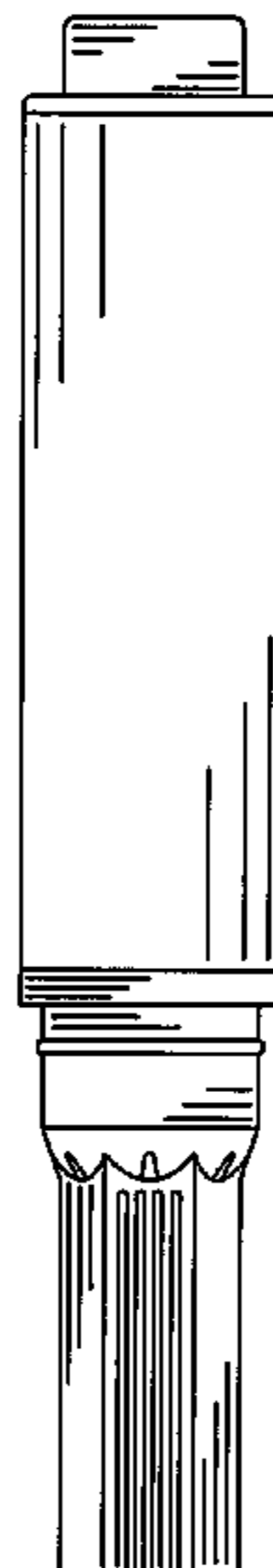
(57) **CLAIM**  
The ornamental design for a pen, as shown and described.

**DESCRIPTION**

FIG. 1 is a front elevational view of a pen showing my new design; the pen cover shown in FIG. 7 is not shown in this figure for convenience;  
 FIG. 2 is a rear elevational view thereof; the pen cover shown in FIG. 7 is not shown in this figure for convenience;  
 FIG. 3 is a left side view thereof; the pen cover shown in FIG. 7 is not shown in this figure for convenience;  
 FIG. 4 is a right side view thereof; the pen cover shown in FIG. 7 is not shown in this figure for convenience;  
 FIG. 5 is a top plan view thereof; the pen cover shown in FIG. 7 is not shown in this figure for convenience;  
 FIG. 6 is a bottom plan view thereof; the pen cover shown in FIG. 7 is not shown in this figure for convenience; and,  
 FIG. 7 is a perspective view of the pen with its cap detached; the pen cover into which the cap is inserted when the pen is not in use is shown in this figure.  
 The broken lines shown in FIG. 5 are included for the purpose of showing a portion of the pen that forms no part of the claimed design.

- (56) **References Cited**  
U.S. PATENT DOCUMENTS
- |           |    |   |         |              |       |         |
|-----------|----|---|---------|--------------|-------|---------|
| D103,387  | S  | * | 3/1937  | Chesler      | ..... | D9/424  |
| D189,896  | S  | * | 3/1961  | Vuilleminot  | ..... | D19/43  |
| 3,640,631 | A  | * | 2/1972  | Sotir        | ..... | 401/206 |
| D286,546  | S  | * | 11/1986 | Funahashi    | ..... | D19/43  |
| D287,141  | S  | * | 12/1986 | Regnault     | ..... | D19/43  |
| D299,315  | S  | * | 1/1989  | Kasanda      | ..... | D9/424  |
| 4,926,525 | A  | * | 5/1990  | Eylers       | ..... | 24/11 F |
| D369,183  | S  | * | 4/1996  | Yoshida      | ..... | D19/49  |
| D371,388  | S  | * | 7/1996  | Ito et al.   | ..... | D19/49  |
| D389,862  | S  | * | 1/1998  | Imagawa      | ..... | D19/43  |
| 6,488,429 | B2 | * | 12/2002 | Korper       | ..... | 401/186 |
| 6,547,470 | B2 | * | 4/2003  | Legg         | ..... | 401/195 |
| 6,626,600 | B1 | * | 9/2003  | Brand et al. | ..... | 401/202 |

**1 Claim, 4 Drawing Sheets**



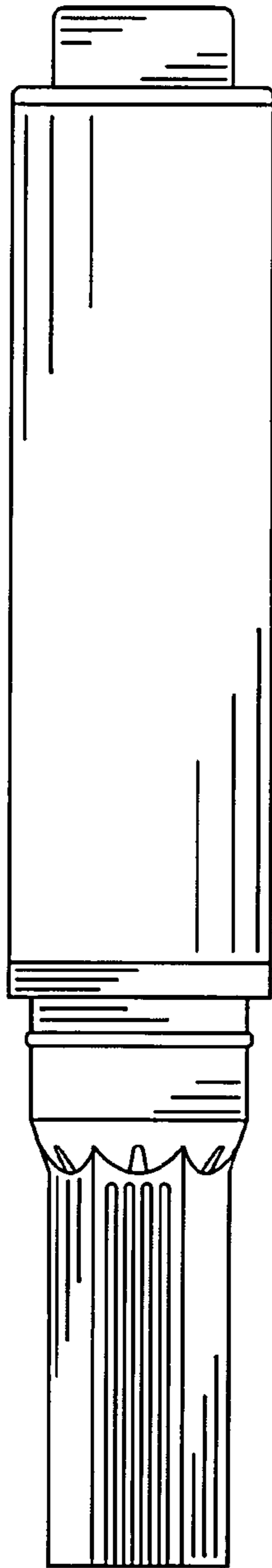


FIG. 1

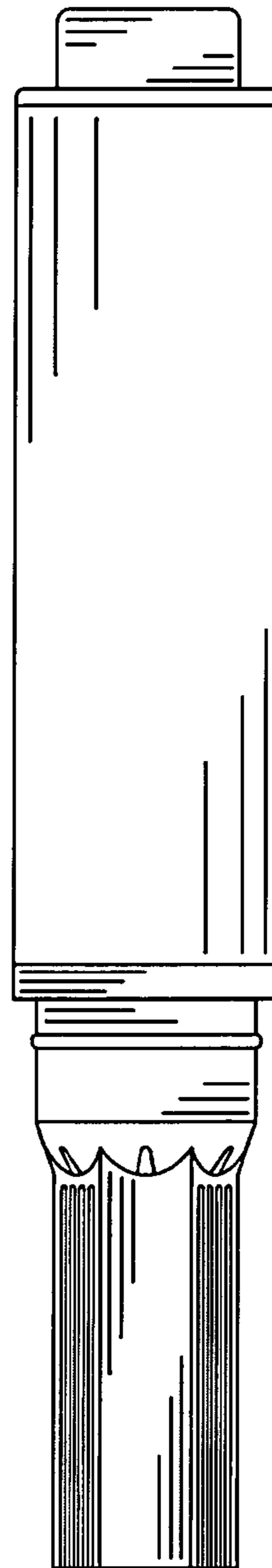


FIG. 2




FIG. 3




FIG. 4

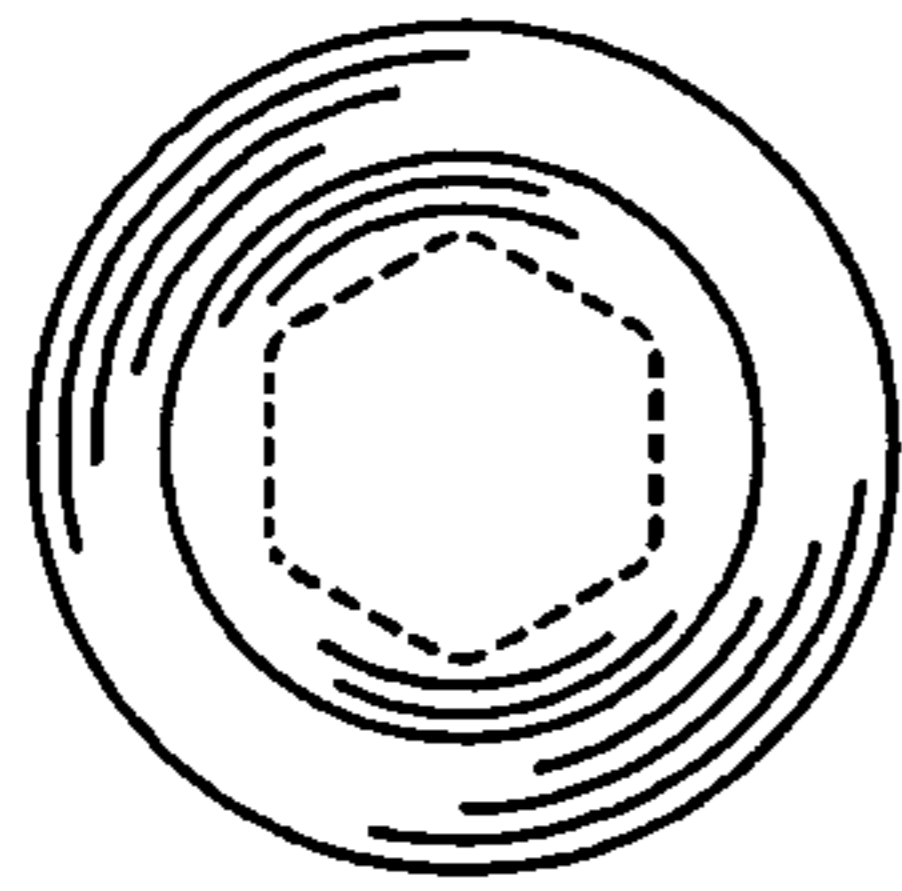


FIG. 5

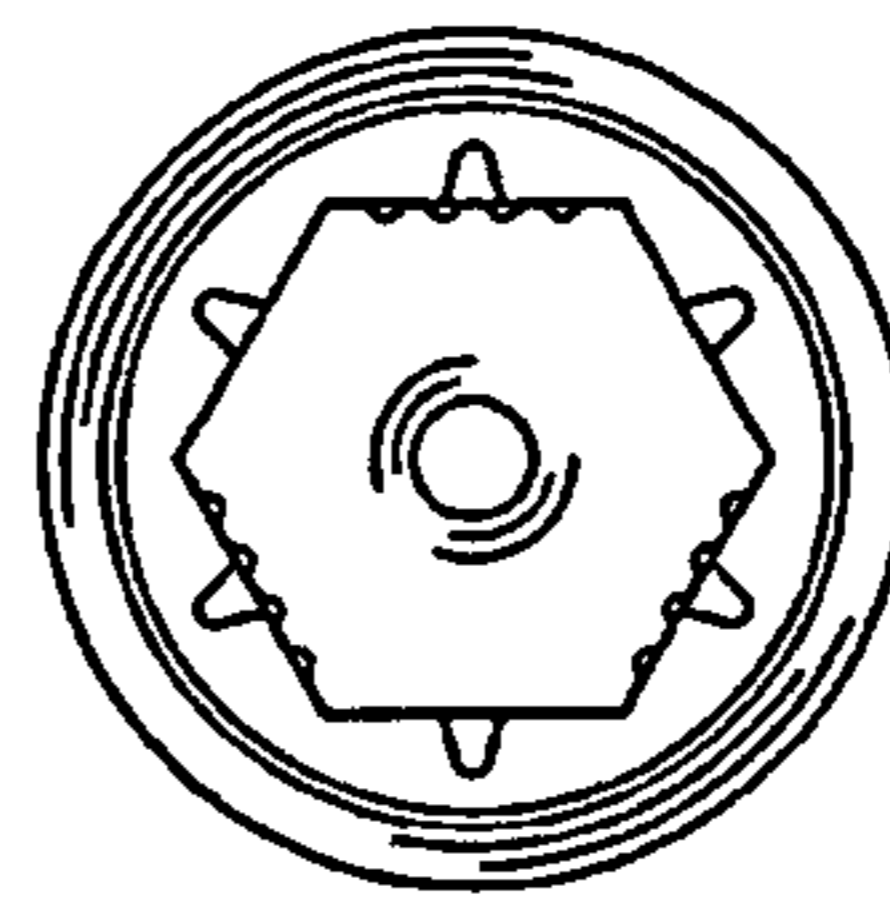


FIG. 6

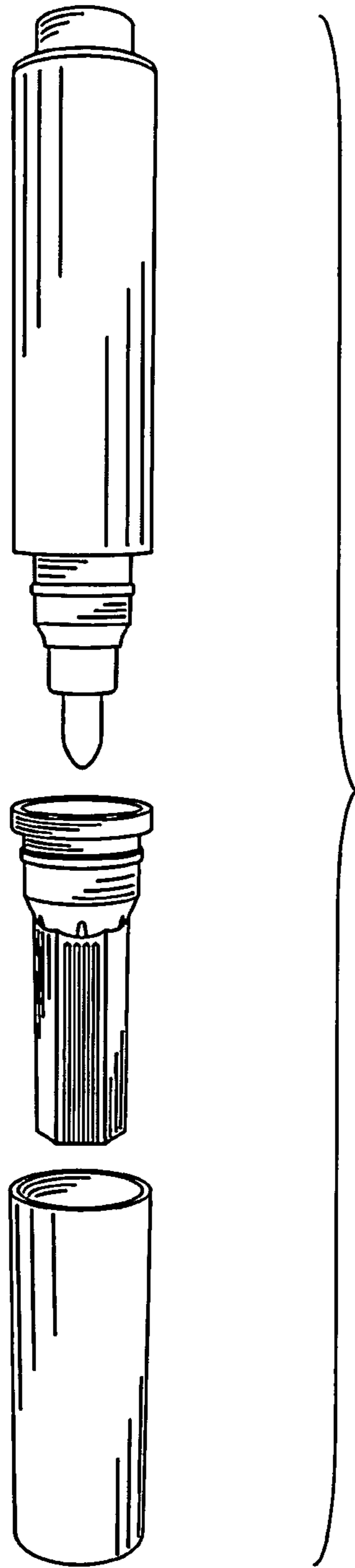


FIG. 7