



US00D711461S

(12) **United States Design Patent**  
**Zhou et al.**

(10) **Patent No.:** **US D711,461 S**

(45) **Date of Patent:** **\*\* \*Aug. 19, 2014**

(54) **SHREDDER**

(75) Inventors: **Licheng Zhou**, Changzhou (CN); **Yu Jin**, Changzhou (CN); **Fei Feng**, Shi Ling town (CN); **Chengxian Cao**, Changzhou (CN)

(73) Assignee: **New United Office Equipment**, Changzhou (CN)

(\*) Notice: This patent is subject to a terminal disclaimer.

(\*\*) Term: **14 Years**

(21) Appl. No.: **29/417,820**

(22) Filed: **Apr. 9, 2012**

(51) **LOC (10) Cl.** ..... **18-04**

(52) **U.S. Cl.**  
USPC ..... **D18/34.5**

(58) **Field of Classification Search**  
USPC ..... D18/34.3, 34.4, 34.5, 34.6, 34.9;  
D23/356, 359, 360, 364; D34/9;  
241/100, 236, 30, 36  
See application file for complete search history.

(56) **References Cited**

**U.S. PATENT DOCUMENTS**

|              |        |                    |       |          |
|--------------|--------|--------------------|-------|----------|
| D454,907 S * | 3/2002 | Ho                 | ..... | D18/34.6 |
| D455,171 S * | 4/2002 | Ho                 | ..... | D18/34.6 |
| D502,729 S * | 3/2005 | Lo                 | ..... | D18/34.5 |
| D611,525 S * | 3/2010 | Sued et al.        | ..... | D18/34.5 |
| D616,926 S * | 6/2010 | Holderfield et al. | ..... | D18/34.5 |

|                   |         |                |       |          |
|-------------------|---------|----------------|-------|----------|
| D643,461 S *      | 8/2011  | Kim et al.     | ..... | D18/34.5 |
| D648,375 S *      | 11/2011 | Sued et al.    | ..... | D18/34.5 |
| D658,712 S *      | 5/2012  | Sued et al.    | ..... | D18/34.5 |
| D660,345 S *      | 5/2012  | Horvath et al. | ..... | D18/34.5 |
| D660,346 S *      | 5/2012  | Kim et al.     | ..... | D18/34.5 |
| 2006/0219827 A1 * | 10/2006 | Matlin et al.  | ..... | 241/30   |
| 2007/0007373 A1 * | 1/2007  | Matlin et al.  | ..... | 241/36   |

**FOREIGN PATENT DOCUMENTS**

EM 002011163-0002 \* 3/2012

\* cited by examiner

*Primary Examiner* — Bridget L Eland

(74) *Attorney, Agent, or Firm* — Lowe Graham Jones PLLC

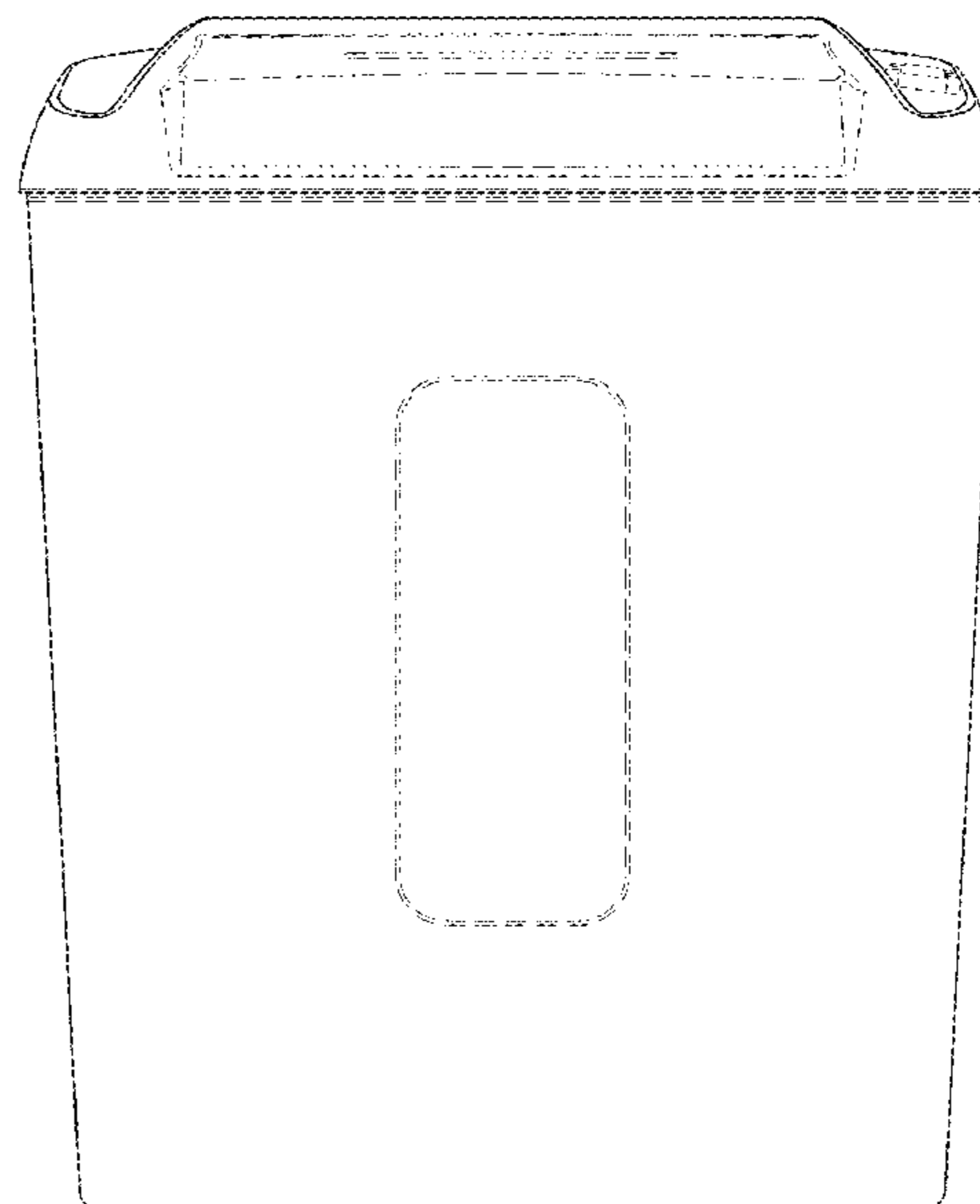
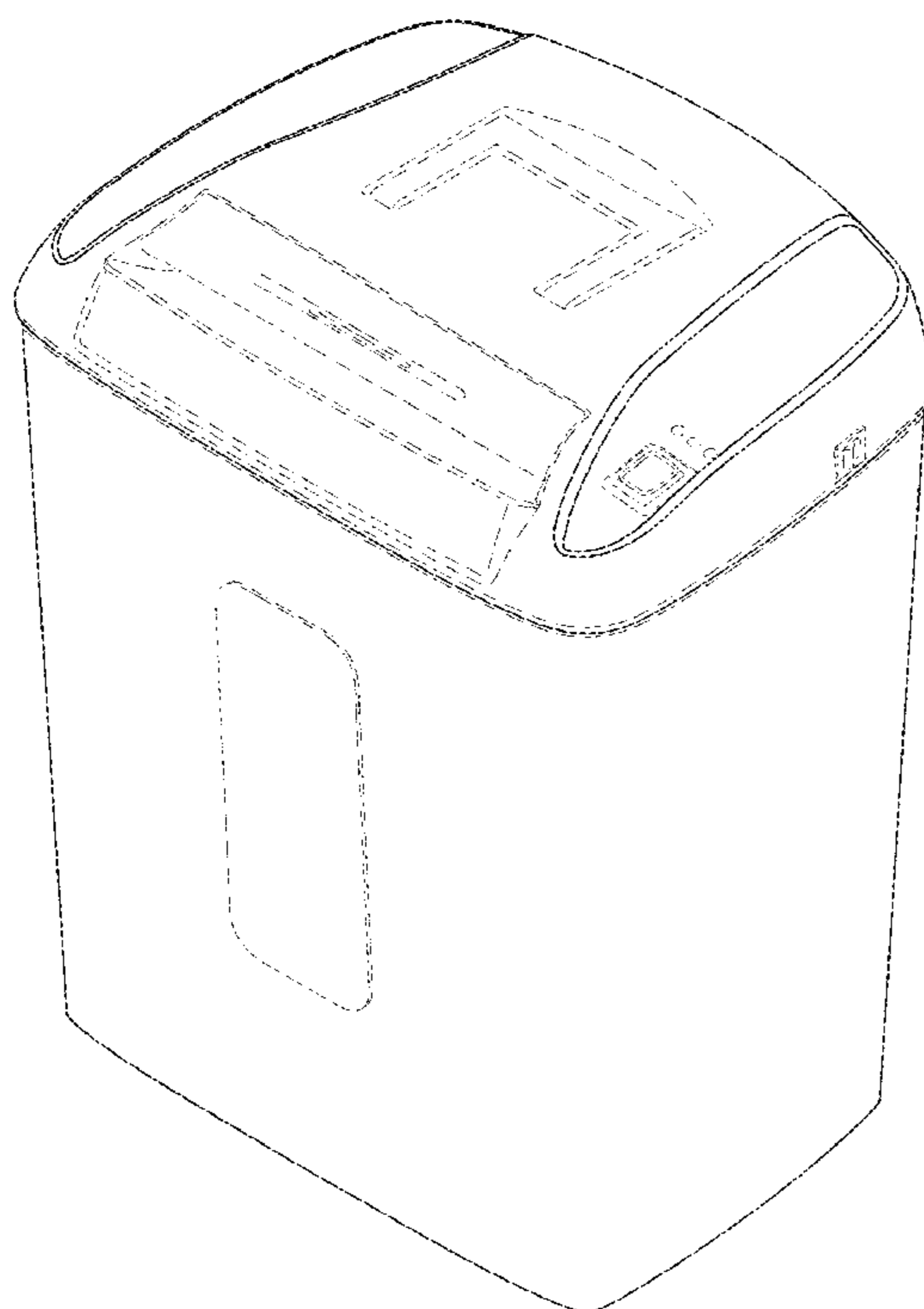
(57) **CLAIM**

We claim the ornamental design for a shredder, as shown and described.

**DESCRIPTION**

FIG. 1 is a front isometric view of the shredder, showing our new design;  
FIG. 2 is a front-elevational view of the shredder;  
FIG. 3 is a rear-elevational view of the shredder;  
FIG. 4 is a right side-elevational view of the shredder;  
FIG. 5 is a left side-elevational view of the shredder;  
FIG. 6 is a top view of the shredder; and,  
FIG. 7 is a bottom view of the shredder.  
The broken lines immediately adjacent the claimed areas represent the bounds of the claimed design while all other broken lines are directed to environment and are for illustrative purposes only; the broken lines form no part of the claimed design.

**1 Claim, 7 Drawing Sheets**



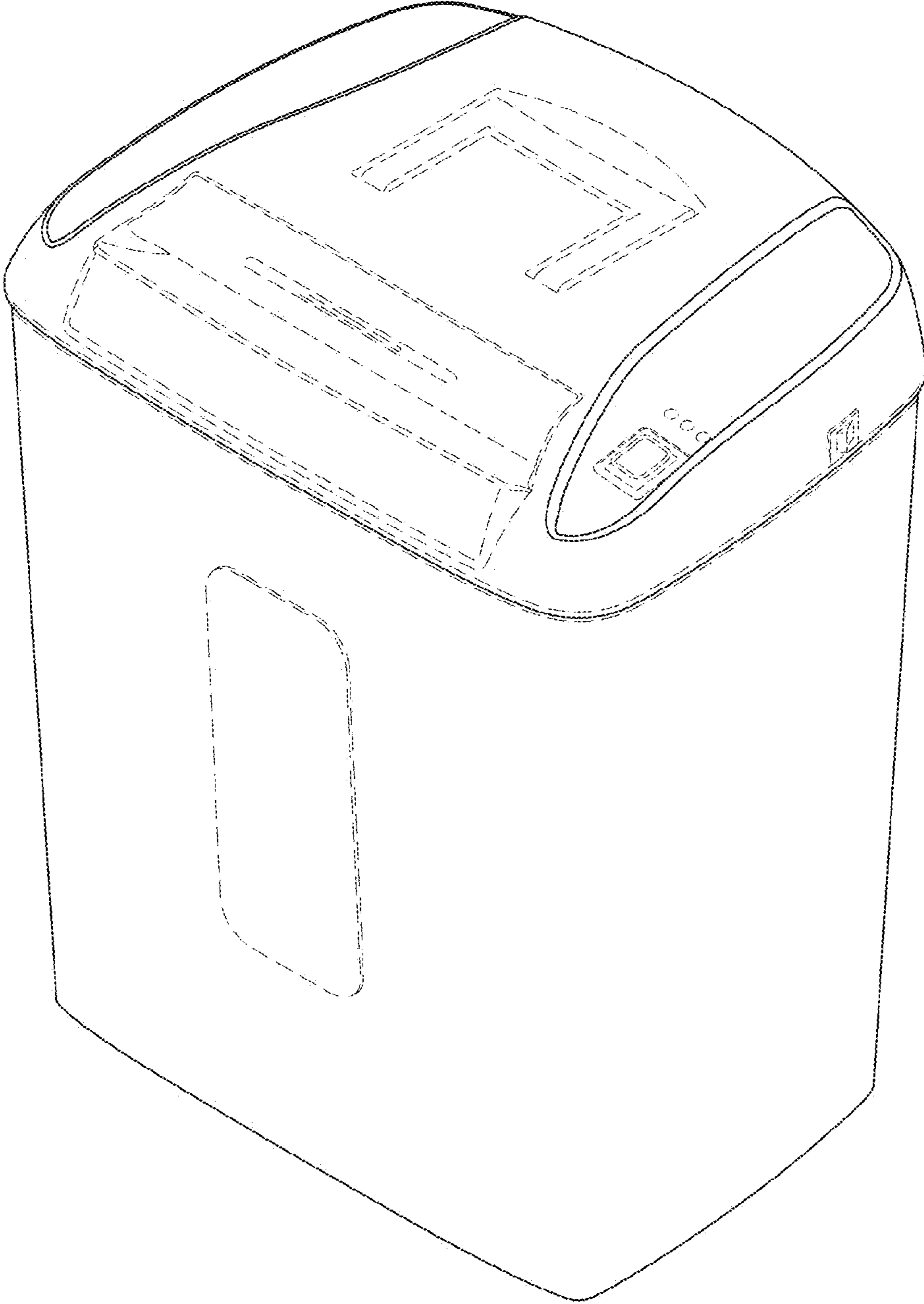


FIG.1

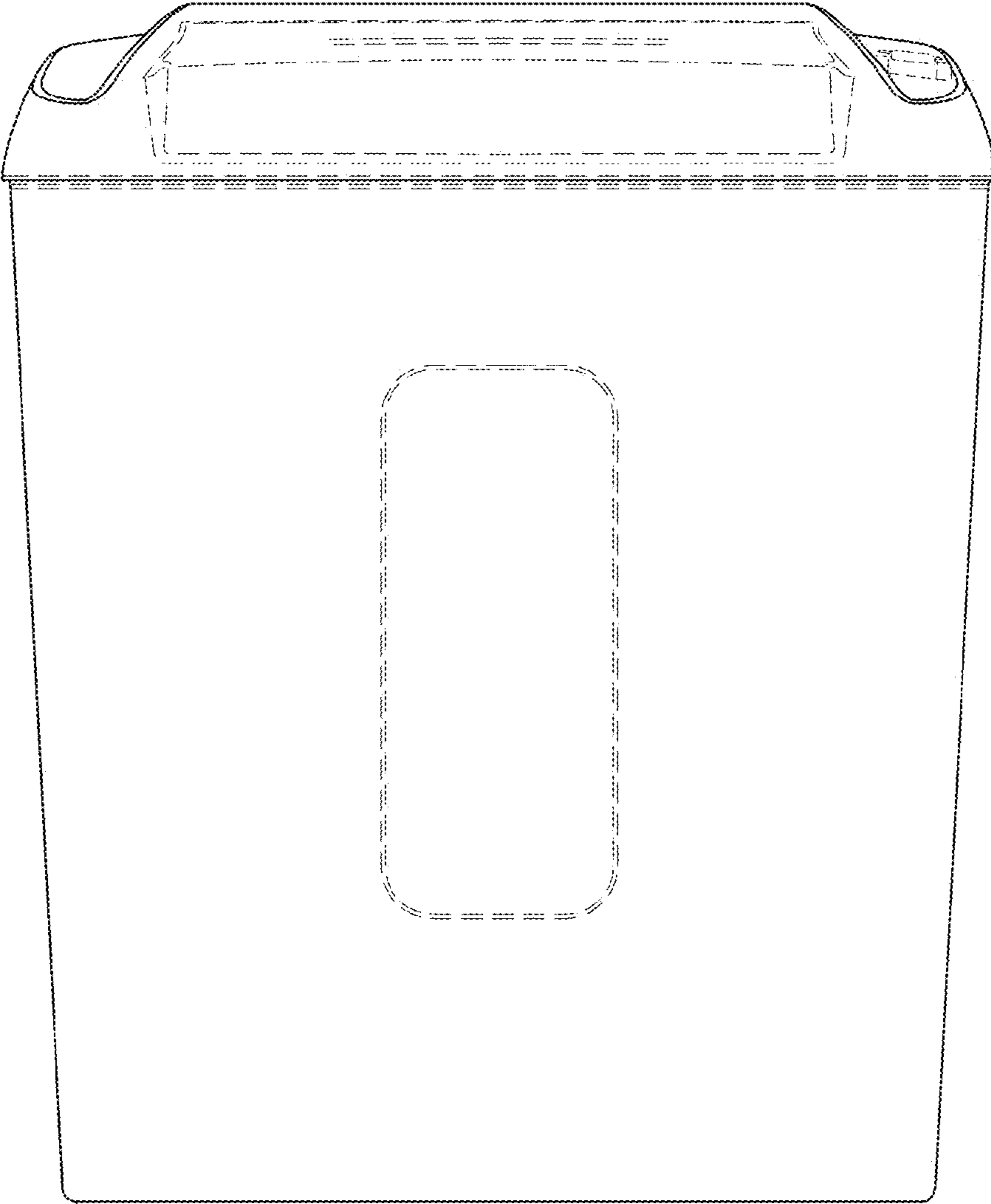


FIG.2

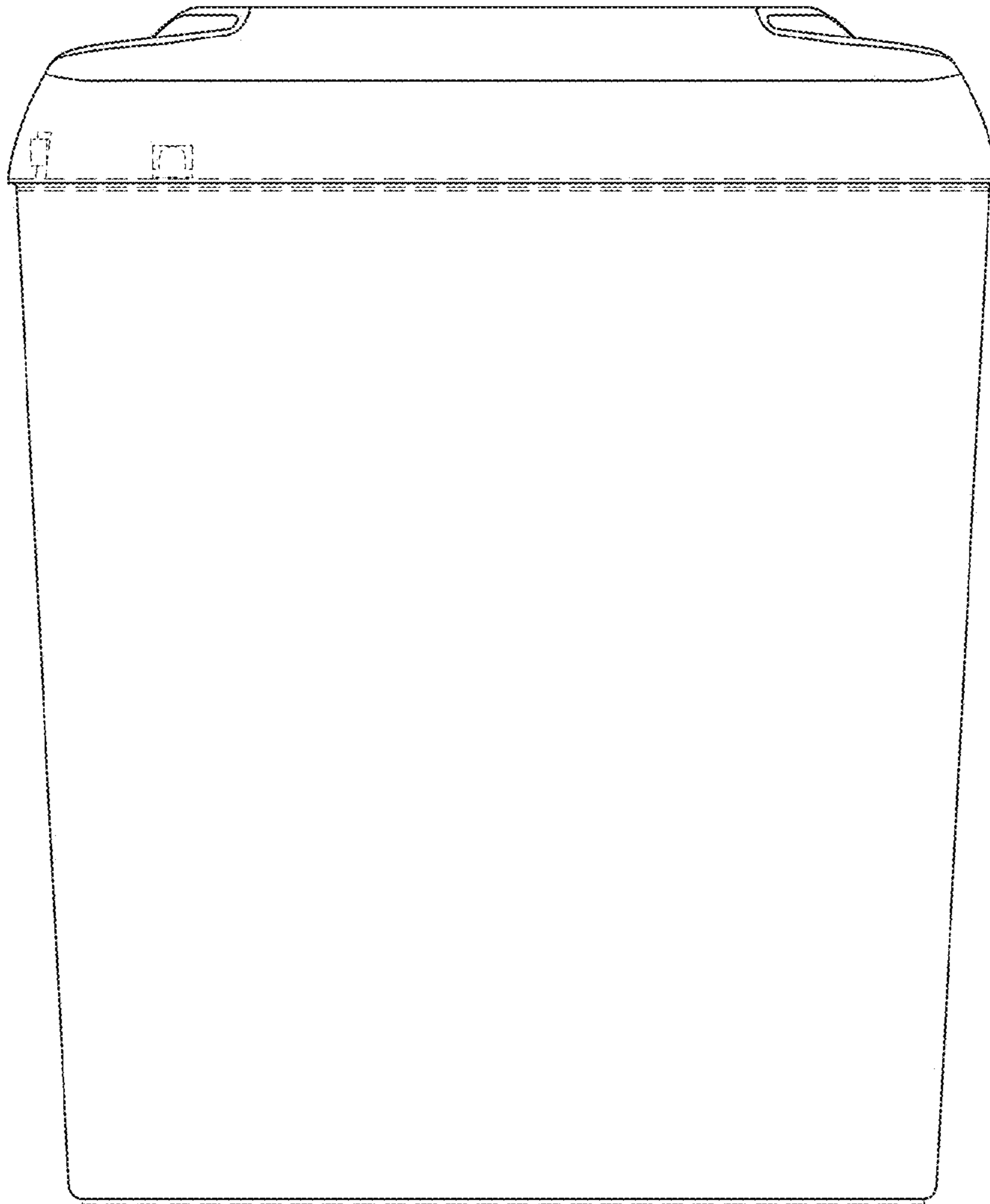


FIG. 3




FIG. 4




FIG. 5

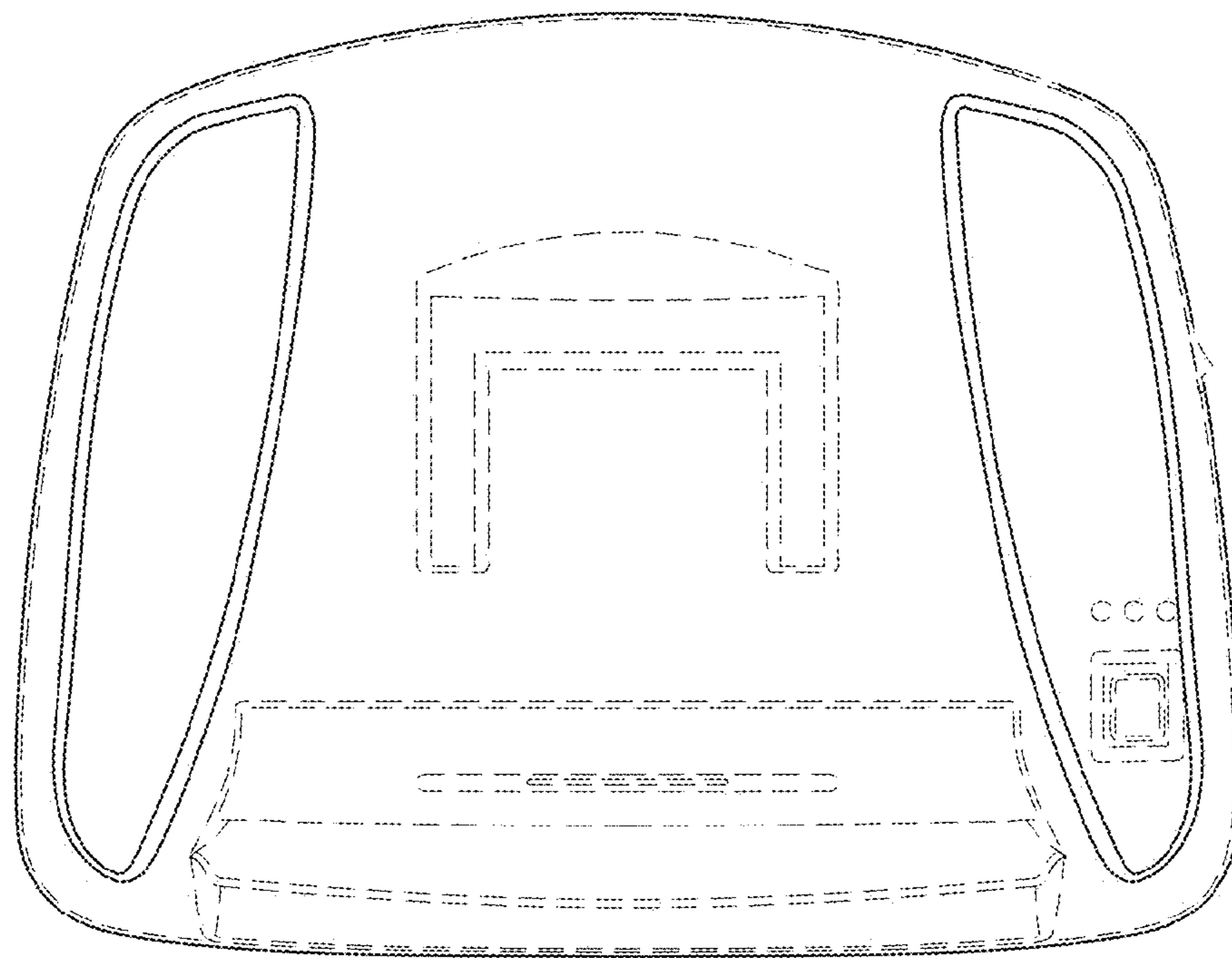


FIG. 6

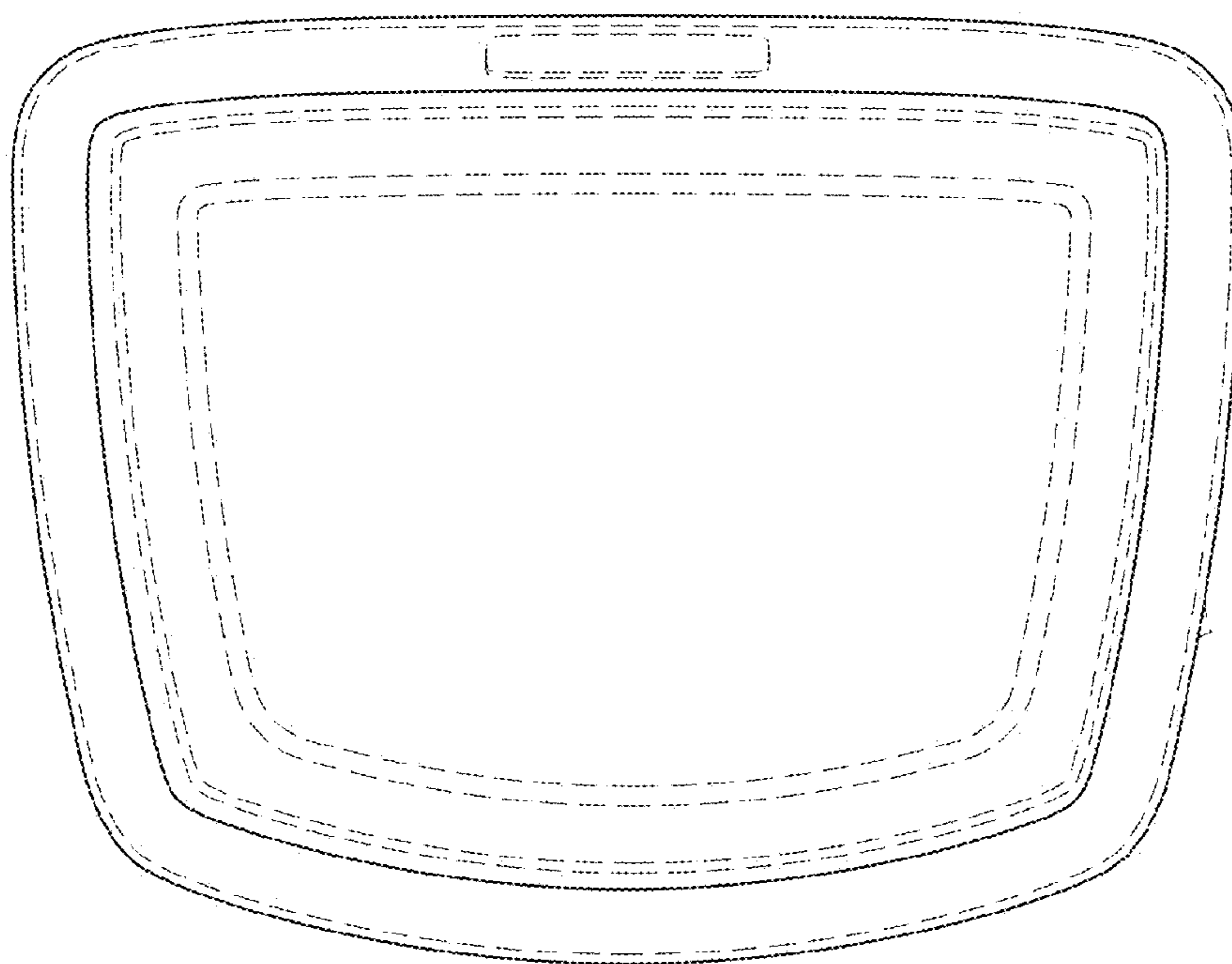


FIG. 7