



US00D711456S

(12) **United States Design Patent**
Heinrich et al.

(10) **Patent No.:** **US D711,456 S**

(45) **Date of Patent:** **** Aug. 19, 2014**

(54) **WEARABLE DISPLAY DEVICE**

(71) Applicant: **Google Inc.**, Mountain View, CA (US)

(72) Inventors: **Mitchell Joseph Heinrich**, San Francisco, CA (US); **Eliot Kim**, Cupertino, CA (US)

(73) Assignee: **Google Inc.**, Mountain View, CA (US)

(**) Term: **14 Years**

(21) Appl. No.: **29/433,054**

(22) Filed: **Sep. 25, 2012**

(51) **LOC (10) Cl.** **16-06**

(52) **U.S. Cl.**
USPC **D16/300**; D16/309; D16/235

(58) **Field of Classification Search**
USPC D14/330, 202, 372; D16/300, 100, 341, D16/338, 323, 309, 336, 326, 325; D8/24, D8/25, 16, 86, 94, 307, 308; D24/157; D29/105-107, 109; 455/344; 351/153, 351/158, 243; 348/51; 349/67
See application file for complete search history.

(56) **References Cited**

U.S. PATENT DOCUMENTS

D203,136	S	*	12/1965	Shindler	D16/325
D204,564	S	*	4/1966	Carmichael	D16/325
D394,872	S	*	6/1998	Atabeyki	D16/325
D565,633	S	*	4/2008	Doolan	D16/309
D624,111	S	*	9/2010	Knoop	D16/300
D633,553	S	*	3/2011	Cheng	D16/326
D633,939	S	*	3/2011	Puentes et al.	D16/326
D638,462	S	*	5/2011	Bumgardner et al.	D16/309
D667,865	S	*	9/2012	Mclaughlin	D16/309
2004/0113867	A1	*	6/2004	Tomine et al.	345/8
2005/0168824	A1	*	8/2005	Travers et al.	359/630
2005/0219152	A1		10/2005	Budd et al.		

2010/0157433 A1 6/2010 Mukawa et al.

* cited by examiner

Primary Examiner — Robert M Spear
Assistant Examiner — Eliza Bennett-Hattan

(74) *Attorney, Agent, or Firm* — Lerner, David, Littenberg, Krumholz & Mentlik, LLP

(57) **CLAIM**

The ornamental design for a wearable display device, as shown and described.

DESCRIPTION

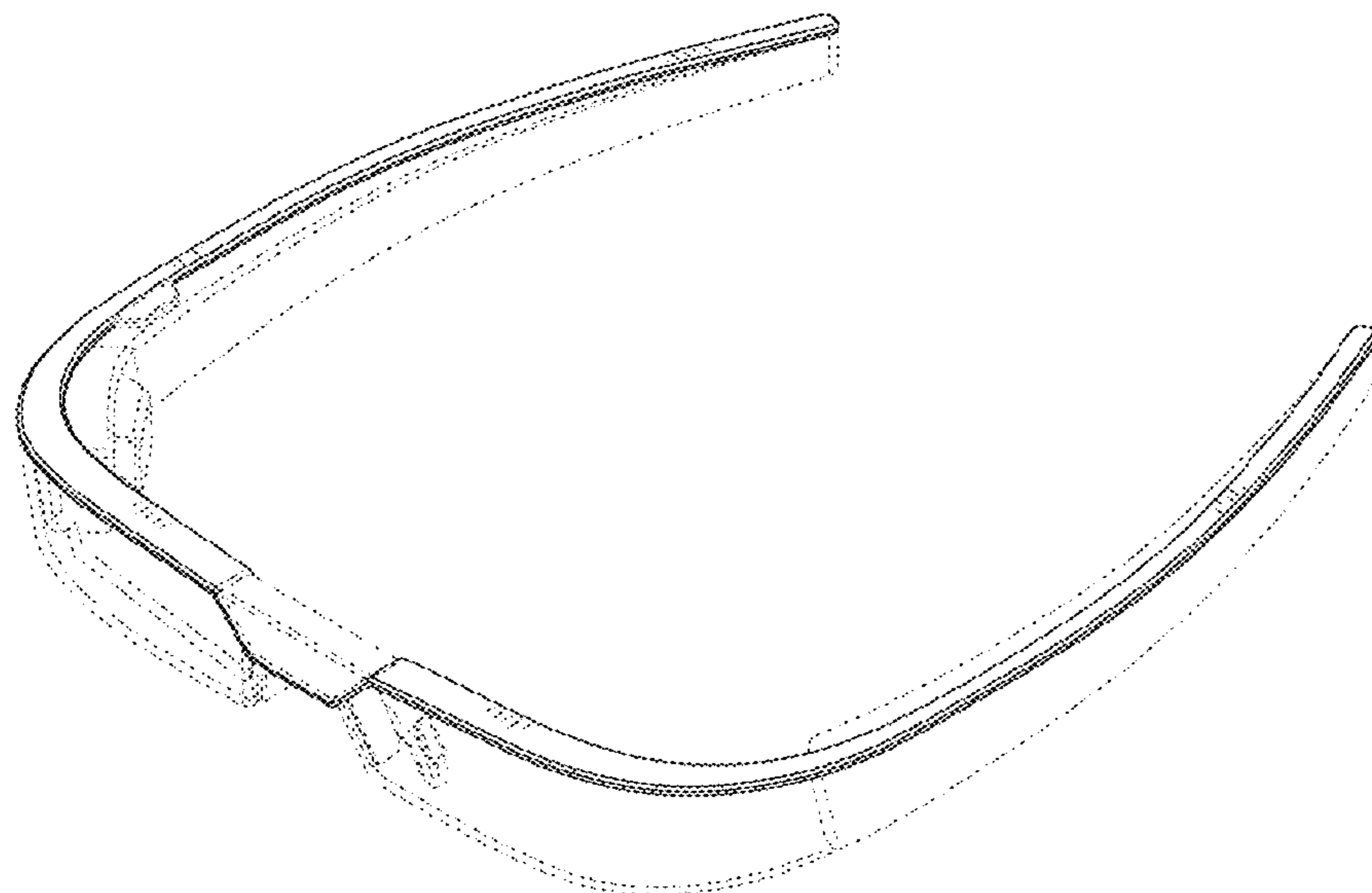
FIG. 1 is a front perspective view of the wearable display device;
FIG. 2 is a front elevation view of the wearable display device;
FIG. 3 is a back elevation view of the wearable display device;
FIG. 4 is a right elevation view of the wearable display device;
FIG. 5 is a left elevation view of the wearable display device;
FIG. 6 is a top elevation view of the wearable display device;
FIG. 7 is a bottom elevation view of the wearable display device; and,
FIG. 8 is a rear perspective view of the wearable display device.

Broken lines are environmental only and form no part of the claimed design.

Dash-dot lines adjacent un-shaded areas represent bounds of the claimed design and form no part of the claimed design themselves.

The pairs of closely adjacent, spaced jagged broken lines in the drawings form no part of the claimed design and the portions between such pairs of jagged broken lines are broken away to disclose indeterminate length. Portions of the design that may be visible between the jagged lines have been removed for clarity.

1 Claim, 6 Drawing Sheets



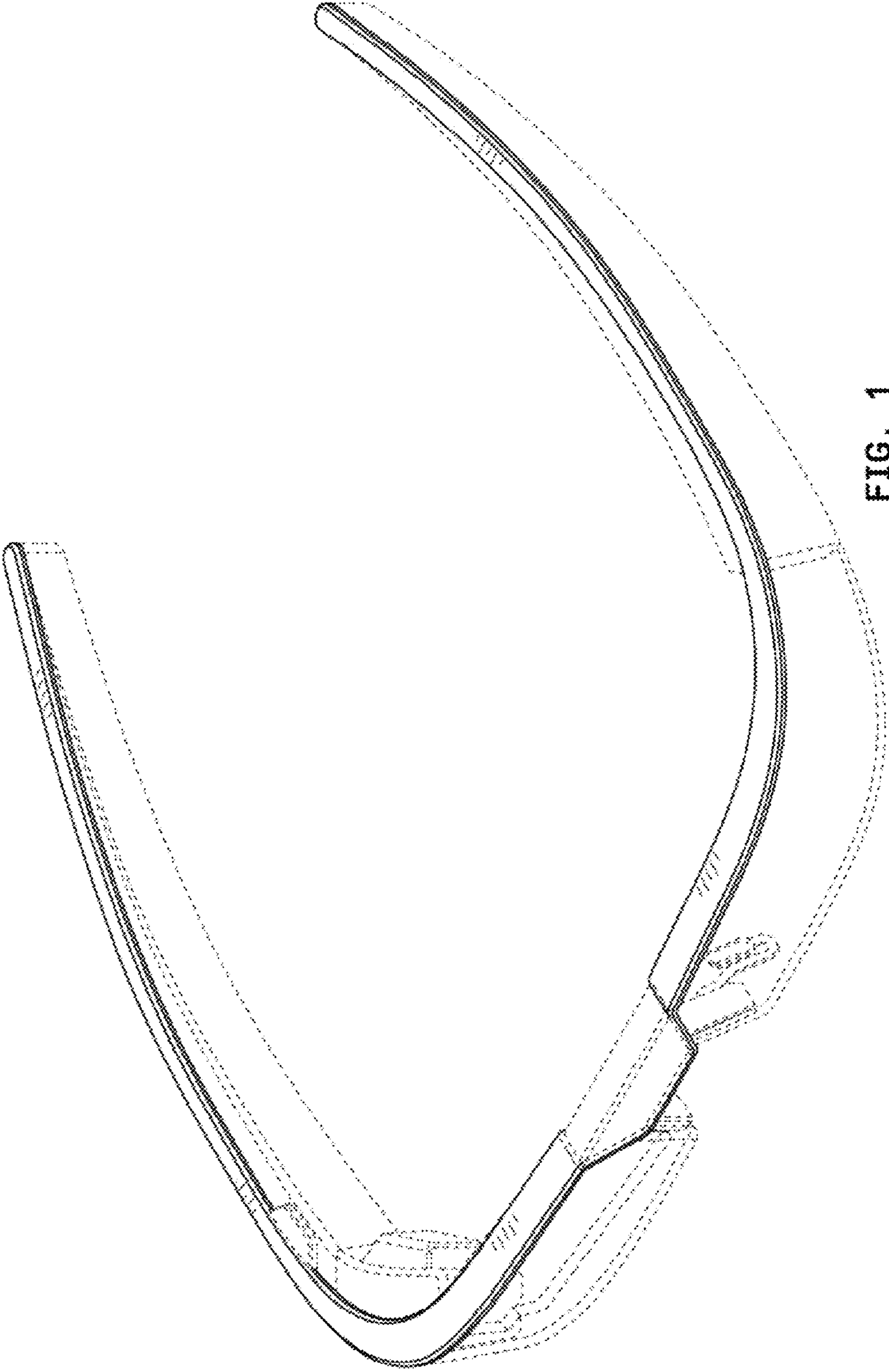


FIG. 1

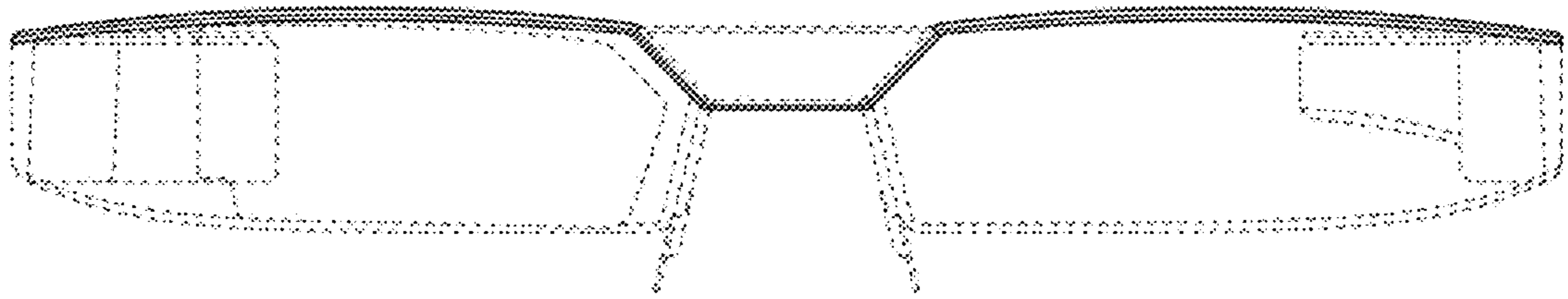


FIG. 2

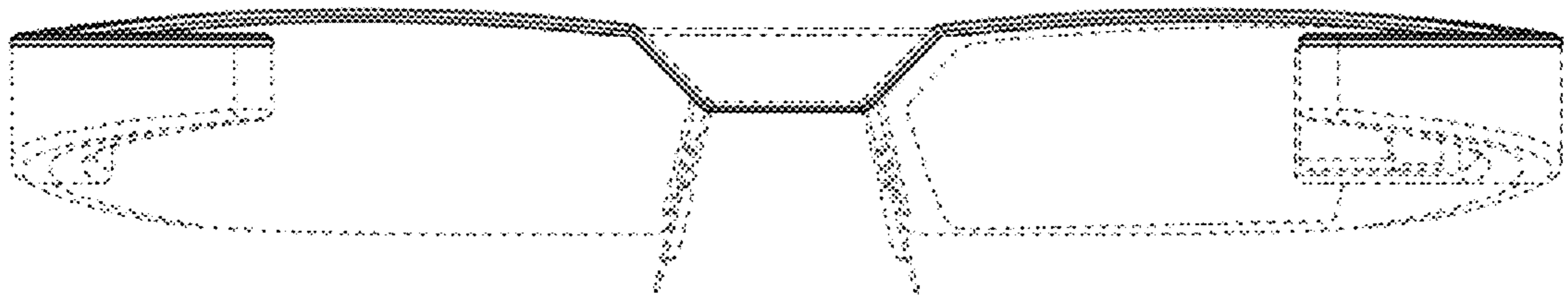


FIG. 3




FIG. 4




FIG. 5

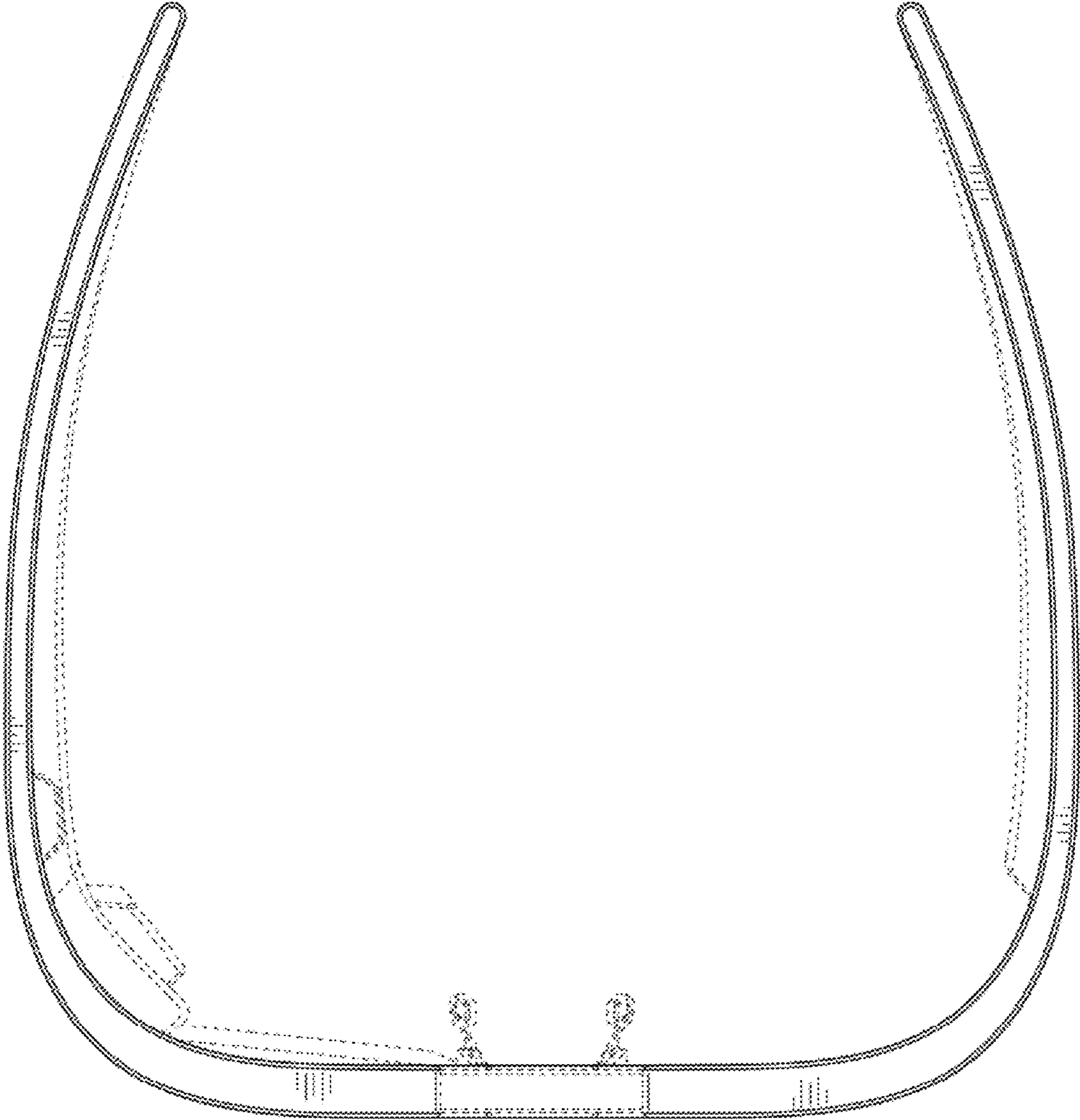


FIG. 6




FIG. 7

